

Results

2025 Tues/Wed Combined Tire Rack SCCA Solo Nationals
09/01/2025 - 09/05/2025



Timing System

www.ProntoTimingSystem.com

Pos	Nbr	Driver's name, Town	Car, Sponsor	Tire Mfg	Rgn,Div	Course 1, Course 2		Score	
Super Street				Drivers: 38	Trophies: 11		Run Heat: 2		
T 1	199	James Yom [99] Los Angeles, CA	2018 Porsche 911 GT3 Thanks Brandon!	Multi	California SoPac	52.916(1) 52.168	50.837 55.413(1)	50.299 54.921	102.467
T 2	179	Brian Peters [79] Litchfield Park, AZ	2024 Chevrolet Corvette Z0	Vitour	Phoenix SoPac	A51.203 52.504	50.746 52.513	50.339 54.720	102.843 (0.376)
T 3	197	Jason Bucki [97] Phoenix, AZ	2018 Porsche GT3	Bridgestone	Arizona SoPac	51.614 53.315	51.458 52.448	50.989 56.665(1)	103.437 (0.594)
T 4	97	Jay Balducci [197] Chandler, AZ	2018 Porsche GT3 THX Jason! JJB Engineering	Bridgestone	Phoenix SoPac	A 50.677	50.890 53.064	50.928 57.156	103.676 (0.239)
T 5	177	Pat Salerno [77] Danbury, CT	2023 Porsche GT4RS	Bridgestone	New Eng Northeast	51.183 55.657(1)	52.835(1) 52.867	52.601(1) 59.270(2)	104.050 (0.374)
T 6	122	Brandon Porambo [22] Williams, IN	2024 Chevrolet Corvette ER VitourP1.com	Vitour	Columbus Midwest	51.072 55.696(1)	63.312(6) 53.221	52.396(1) 56.650	104.293 (0.243)
T 7	198	Brian Franke [98] Rapid City, SD	2024 Porsche GT4 RS	Bridgestone	Nebraska Midwest	52.207(1) 53.542	52.726(1) 55.395(1)	50.867 56.710(1)	104.409 (0.116)
T 8	1	Monty Pack San Francisco, CA	2018 Porsche GT3 Animus Wine Napa Valley	Multi	San Franc NorPac	53.542(1) 53.513	50.999 54.336	51.073 56.641(1)	104.512 (0.103)
T 9	166	Craig Tomeo [66] Jacksonville, FL	2024 Porsche GT4 RS	Bridgestone	Buccanee Southeast	58.633(2) 53.400	51.464 53.712	59.584(4) 63.832(4)	104.864 (0.352)
T10	91	Jeff D Woodbury Richland, WA	2023 Porsche GT4RS	Bridgestone	Northwest NorPac	54.132(1) 54.375	51.736 53.765	51.159 57.746	104.924 (0.060)
T11	77	Brian Connors [177] Penn Valley, PA	2023 Porsche GT4RS	Bridgestone	Philadelp Northeast	52.242 54.206	52.322 53.291	51.833 57.688	105.124 (0.200)
12	121	Dave Becker [21] Libertyville, IL	2024 Porsche GT4RS	Bridgestone	Chicago Midwest	53.745 53.838	53.874(1) 53.268	52.005 57.188	105.273 (0.149)
13	195	Frank Likert [95] Searcy, AR	2024 Porsche Cayman Morgan Food Groups/ Frank Likert	Yokohama	Arkansas Midwest	53.645(1) 54.958	51.579 54.130	51.751 56.693	105.709 (0.436)
14	83	Ryan Johnson [183] Draper, UT	2025 Porsche Spyder RS Thanks Rick! /RynoRV.com	Bridgestone	Utah Rocky Moun	52.787 54.720	52.033 54.308	51.576 58.562	105.884 (0.175)
15	183	Rick Newman [83] Enola, PA	2025 Porsche Spyder RS	Bridgestone	Susqueha Northeast	52.183 54.539	52.245 54.273	51.612 56.168	105.885 (0.001)
16	81	Chris Travis Stormville, NY	2024 TESLUH Modul Tree Max Forged Wheels / How is this c	Bridgestone	New York Northeast	54.525(1) 54.575	52.511 54.282	51.918 63.436(3)	106.200 (0.315)
17	79	John Hogan [179] Blythe, CA	2024 Chevrolet Corvette Z0	Vitour	Phoenix SoPac	A52.156 54.474	52.445 56.459(1)	51.728 60.403	106.202 (0.002)
18	21	Edward Young [121] Marco Island, FL	2024 Porsche GT4 RS Thanks Big Daddy Dave	Bridgestone	Florida Southeast	52.809 55.938	52.137 54.163	52.740 56.197	106.300 (0.098)
19	112	Nick Myers [12] Danville, IN	2024 Chevrolet Corvette	Vitour	Indianapo Great Lakes	55.142(1) 54.578	51.876 57.659(2)	53.242(1) 58.178	106.454 (0.154)
20	99	Brandon Olvey [199] Little Rock, AR	2018 Porsche 911 GT3	Bridgestone	Arkansas Midwest	57.548 55.895(1)	51.682 55.553(1)	51.130 57.886	106.683 (0.229)
21	71	Tom Bruck Meridian, ID	2018 Porsche GT3 IKTRacing.com	Bridgestone	Snake Riv NorPac	53.971(1) 55.337	54.351(1) 56.003(1)	52.089 59.501	107.426 (0.743)
22	66	Lou Hudyman [166] Ocala, FL	2024 Porsche GT4 RS Ocala Tack Exchange	Bridgestone	Central F Southeast	54.734(1) 58.698(2)	57.889(3) 53.846	53.659(1) 56.786	107.505 (0.079)



* Indicates multiple mfg have been used during this event

Results

2025 Tues/Wed Combined Tire Rack SCCA Solo Nationals
09/01/2025 - 09/05/2025



Timing System

www.ProntoTimingSystem.com

Pos	Nbr	Driver's name, Town	Car, Sponsor	Tire Mfg	Rgn,Div	Course 1	Course 2	Score
23	96	Paul Kozlak	2022 Porsche GT4	Bridgestone	New Eng	55.795	55.008(1)	107.579
M	[196]	Milford, DE	Red Haus Racing		Northeast	55.554	55.010	63.968 (0.074)
24	75	Shawn Folkes	Porsche GT4RS	Bridgestone	Chicago	58.675(3)	52.887	58.900(2) 108.627
M		Hawthorn Woods, IL	Shawn's Checkbook		Great Lakes	55.740	56.104	60.699 (1.048)
25	12	Jim Johnson	2024 Chevrolet Corvette eR	Vitour	Indiana N	57.155(1)	54.747	109.037
M	[112]	Valparaiso, IN	Rule 11 Racing		Great Lakes	56.373	55.453	65.836 (0.410)
26	22	Dallas Reed	2024 Chevrolet Corvette E-	Vitour	Indianapo	54.348	54.055	63.264(5) 109.064
	[122]	Indianapolis, IN	Team VitourP1.com / Vitour Temp		Great Lakes	55.849	55.009	56.818 (0.027)
27	7	Matt Adams	2023 Chevrolet Corvette Z0	Vitour	Arkansas	55.107	66.188	109.193
	[107]	Benton, AR	my retirement fund		Midwest	60.490(1)	55.087	59.867(1) (0.129)
28	17	John Thomson	2023 Porsche 911 Carrera T	Other	Detroit	54.055	53.445	109.625
		Dexter, MI			Central	57.542	56.696	58.123 (0.432)
29	107	Bernie McHugh	2023 Chevrolet Corvette	Vitour	Red River	55.980(1)	54.197	109.994
M	[7]	Monroe, LA			Central	56.648	57.037	60.614 (0.369)
30	47	Dave Ruybal	2019 Porsche GTS	Yokohama	Rio Grand	55.033	54.842	61.717(3) 111.015
		Albuquerque, NM			Rocky Moun	57.731	56.173	60.794(1) (1.021)
31	98	Quincy Tambo	2024 Porsche GT4 RS	Bridgestone	Nebraska	56.282	54.107	54.417 111.145
	[198]	Sioux Falls, SD			Midwest	59.183(1)	57.038	61.946 (0.130)
32	52	Dan Steinmark	2024 Porsche 718 Boxster G	Michelin	Northern N	55.119	56.802(1)	111.218
		Flanders, NJ			Northeast	58.228	57.046	60.415 (0.073)
33	8	Lew Thomas	2021 Chevrolet C8 Corvette	Vitour	Colorado	54.065	54.734	54.068 111.984
		Littleton, CO	Fowler CPA Firm		Rocky Moun	58.540	57.919	63.204 (0.766)
34	95	Nick Morgan	2024 Porsche Cayman	Yokohama	Ozark Mo	58.037	56.116	56.143 114.656
	[195]	Tontitown, AR	Morgan Food Groups/ Frank Likert		Midwest	62.297	58.540	63.699(1) (2.672)
35	78	Vernon Jolley	2020 Chevrolet Corvette	Other	Utah	59.237(1)	56.463	115.568
M		Sandy, UT			Rocky Moun	60.594	59.664	66.327 (0.912)
36	88	Tim Reinhardt	2021 Porsche GTS	Bridgestone	Des Moin	61.772(3)	60.301(2)	116.035
M	[188]	Ames, IA	R&S Racing		Midwest	60.228(1)	57.753	60.782 (0.467)
37	188	John Haluska	2021 Porsche Cayman GTS	Bridgestone	Des Moin	57.697	57.343	57.406 116.275
M	[88]	West Des Moines, IA	Iowa Realty		Midwest	58.932	59.600	61.113 (0.240)
38	9	David Entz	2015 Porsche GT3	Yokohama	Tennessee	DNS	DNS	No Time
		Nashville, TN			Southeast	DNS	DNS	DNS

Super Street Ladies

Drivers: 6

Trophies: 2

Run Heat: 5

T	1	77	Nicole Wong	2023 Porsche GT4RS	Bridgestone	Phoenix A	56.736(2)	53.672	106.136
			Waddell, AZ			SoPac	58.835(2)	54.209	53.337
T	2	75	Alexandra Zust	2018 Porsche GT3	Yokohama	East Tenn	52.827	54.176(1)	54.553(1) 107.083
			Woodruff, SC	Blackwatch Racing		Southeast	54.256	55.205	54.596 (0.947)
	3	91	Julie Woodbury	2023 Porsche Cayman	Bridgestone	Arizona	54.631	54.283	109.382
M			Eloy, AZ			Southwest	56.206	56.242	56.200 (2.299)
	4	13	Kathi Van Der Werf	2025 Porsche GT4RS	Multi	Phoenix A	56.023	55.133	111.196
M		[13]	Phoenix, AZ			Southwest	57.831	56.978	56.734 (1.814)
	5	17	Diane Thomson	2023 Porsche 911 Carrera T	Multi	Detroit	61.164	59.627	117.127
			Dexter, MI			Central	60.896	59.081	61.237(1) (5.931)
	6	21	Nancy Judd	Porsche GT4 RS	Bridgestone	Gulf Coas	59.515	57.825	119.209
M			Naples, FL	Thanks Dave!!!!		Southeast	60.950	60.573	60.714 (2.082)



* Indicates multiple mfg have been used during this event

Results

2025 Tues/Wed Combined Tire Rack SCCA Solo Nationals
09/01/2025 - 09/05/2025



Timing System

www.ProntoTimingSystem.com

Pos	Nbr	Driver's name, Town	Car, Sponsor	Tire Mfg	Rgn,Div	Course 1, Course 2		Score	
B Street				Drivers: 51	Trophies: 14		Run Heat: 5		
T 1	94	Charles Krampert [194] Huntsville, AL	2024 Toyota Supra MT	Bridgestone	Tennessee Southeast	50.817 52.952	50.954 53.011	50.908 52.547	103.364
T 2	122	Francois Langelier [22] Sainte-Julie, QC	2021 Toyota Supra	Bridgestone	New York Northeast	52.173 58.438(2)	51.609 56.448(1)	51.118 54.227	105.345 (1.981)
T 3	97	Dennis Hubbard La Canada, CA	2024 Toyota Supra	Bridgestone	California SoPac	52.605 54.441	52.124 54.688	51.756 54.919	106.197 (0.852)
T 4	99	Elliot Speidell Surprise, AZ	2024 BMW M2	Bridgestone	Phoenix A Southwest	56.280(2) 56.752(1)	52.400 54.931	52.034 54.361	106.395 (0.198)
T 5	43	Brad McCann Saginaw, TX	2025 Honda Civic Type R	Bridgestone	Texas Southwest	52.723 54.676	52.439 56.969(1)	52.323 54.547	106.870 (0.475)
T 6	44	Kevin Schultz Morgan, UT	Toyota Supra	Bridgestone	Utah Rocky Moun	54.722(1) 54.831	52.742 54.720	52.376 57.342(1)	107.096 (0.226)
T 7	184	David Spratte [84] Raleigh, NC	2021 Toyota Supra HALO 22	Bridgestone	North Car Southeast	62.677 57.447(1)	52.199 57.011(1)	51.827 55.275	107.102 (0.006)
T 8	59	Jesse Naughton [159] Decatur, GA	2023 Honda Civic Type R	Multi	Atlanta Southeast	54.832(1) 54.874	52.685 54.758	52.481 56.402(1)	107.239 (0.137)
T 9	159	Jim Reyenga [59] Denver, CO	2023 Honda Civic Type R Cubtech Heavy Industries	Multi	Colorado Rocky Moun	52.932 54.822	52.567 54.823	55.749 54.696	107.263 (0.024)
T10	7	Jeff Altenburg Ellicott City, MD	2024 Toyota Supra	Bridgestone	Washingt Northeast	53.029 55.252	52.846 54.907	53.054 55.138	107.753 (0.490)
T11	19	Chris St. Mary Marlborough, CT	2016 Chevrolet Corvette	Bridgestone	New Eng Northeast	57.572 56.439	55.140 56.071	53.081 54.708	107.789 (0.036)
T12	74	Alex Meramo Wilmington, DE	2021 Toyota Supra	Bridgestone	Philadelp Northeast	53.063 55.742	53.303 54.992	52.956 66.724	107.948 (0.159)
T13	98	Taylor Colletti Troy, MI	2024 Honda Civic Type R Colletti Spec	Bridgestone	Northwest Great Lakes	54.997(1) 58.341(1)	58.549(3) 56.439	53.002 55.138	108.140 (0.192)
T14	32	Sang Yi Voorhees, NJ	2023 Toyota Supra	Yokohama	South Jer Northeast	53.492 55.388	54.104 55.714	53.018 55.644	108.406 (0.266)
15	84	Aaron Buckley [184] Matthews, NC	2021 Toyota Supra HALO22	Bridgestone	North Car Southeast	58.981(2) 55.824	53.787 57.516(1)	53.643 54.979	108.622 (0.216)
16	48	Jeremy Fischer Palos Park, IL	2022 Toyota Supra	Bridgestone	Chicago Midwest	55.163 57.713	53.803 56.104	53.303 55.430	108.733 (0.111)
17	40	Jason Harnish Windsor, PA	2023 Honda Civic R	Other	Susqueha Northeast	54.298 56.499	54.303 55.446	53.391 55.435	108.826 (0.093)
18	67	Rich Dao Columbia, MO	2023 Toyota GR Corolla	Bridgestone	St. Louis Midwest	54.846 56.834	54.316 56.534	53.508 55.397	108.905 (0.079)
19	162	Heyward Wagner [62] WEAVERVILLE, NC	2024 Honda Civic Type R	Bridgestone	Atlanta Southeast	54.286 55.784	54.117 54.981	55.567(1) 54.855	108.972 (0.067)
20	106	Alex Bronson [6] West Des Moines, IA	2018 Ford Focus RS	Vitour	Des Moin Midwest	53.879 55.833	57.406(2) 55.731	53.441 57.128(1)	109.172 (0.200)
21	42	Jon Schwartze Lynnville, IN	2016 BMW M2	Multi	Southern I Great Lakes	55.065 56.838	53.920 55.822	53.387 57.786(1)	109.209 (0.037)
22	62	Dave Hardy [162] Braselton, GA	2024 Honda Civic Type R	Bridgestone	Atlanta Southeast	55.229 56.725	56.414(1) 56.782	53.756 55.788	109.544 (0.335)



* Indicates multiple mfg have been used during this event

Results

2025 Tues/Wed Combined Tire Rack SCCA Solo Nationals
09/01/2025 - 09/05/2025

Timing System

www.ProntoTimingSystem.com

Pos	Nbr	Driver's name, Town	Car, Sponsor	Tire Mfg	Rgn,Div	Course 1, Course 2			Score
23	151	Mark Valera [51] New York, NY	2024 Honda Civic Stranoparts.com~We Miss SSR	Bridgestone	Philadelp Northeast	56.850(1) 58.106	54.174 56.949	53.345 56.360	109.705 (0.161)
24	41	David Bianchi Dickson, TN	2024 BMW M2	Bridgestone	Chicago Midwest	58.088(1) 59.385(1)	58.067(2) 56.445	53.425 59.646(1)	109.870 (0.165)
25	4	Joel Wasser Jasper, IN	2023 Honda Civic Type R	Multi	Southern I Central	54.792 56.668	55.324 56.096	56.781(1) 55.350	110.142 (0.272)
26	80	Brian Anthony Royal Oak, MI	2023 Toyota GR Corolla	Bridgestone	Chicago Central	56.402(1) 56.587	54.518 56.375	54.238 56.425	110.613 (0.471)
27	81	Sam Karp Sussex, WI	2024 Acura Integra Type S	Multi	Milwauke Central	54.478 56.956	54.380 58.982(1)	54.315 56.452	110.767 (0.154)
28	126	Greg Sheehan [26] Denver, CO	2025 Honda Civic TypeR	Bridgestone	Colorado Rocky Moun	55.264 58.201	53.698 57.146	53.818 57.213	110.844 (0.077)
29	6	Mike Bronson [106] West Des Moines, IA	2018 Ford Focus RS	Vitour	Des Moin Midwest	55.744 57.274	54.058 59.316(1)	54.564 56.829	110.887 (0.043)
30	91	Jordan Bontrager [191] Minot, ND	2025 Honda Civic Type R Austin	Bridgestone	Badlands Midwest	54.530 56.564	55.004 61.278(2)	56.087(1) 56.454	110.984 (0.097)
31	8	Hayden McVeigh Bellevue, NE	2024 Honda Type R	Bridgestone	Nebraska Central	55.966 57.945	55.009 56.718	54.564 56.431	110.995 (0.011)
32	26	Sam Sheehan [126] Littleton, CO	2025 Honda Civic TypeR	Bridgestone	Colorado Rocky Moun	56.331(1) 57.966	54.368 57.444	53.997 57.012	111.009 (0.014)
33	194	Cori Carter [94] Huntsville, AL	2024 Toyota GR Supra	Bridgestone	Tennessee Southeast	57.522 57.723	55.768 56.289	54.888 68.578	111.177 (0.168)
34	22	Matt Skelly [122] York, PA	2021 Toyota Supra Bring It Muscle Cars	Bridgestone	Susqueha Northeast	55.270 57.967	55.074 56.667	54.669 56.974	111.336 (0.159)
35	77	Bret Dodson Seattle, WA	2019 Chevrolet Corvette Old Vine Garage	Bridgestone	Northwest NorPac	54.798 57.884	55.229 57.603	54.418 56.998	111.416 (0.080)
36	64	Pradipta Sundhoro Rosharon, TX	2019 BMW M2 Competit	Vitour	Houston Southwest	57.070(1) 57.210	55.482 57.818	54.827 56.946	111.773 (0.357)
37	72	James Harrison M Wichita, KS	2021 Toyota GR Supra	Multi	Wichita Midwest	55.991 57.531	55.850 57.126	55.665 56.361	112.026 (0.253)
38	137	Von Whitley [37] Los Alamos, NM	2024 Honda Civic	Bridgestone	Rio Grand Rocky Moun	55.094 60.386(1)	55.409 57.238	55.283 57.014	112.108 (0.082)
39	37	James Wilson [137] Albuquerque, NM	2024 Honda Civic	Bridgestone	Rio Grand Southwest	54.867 58.029	54.635 57.946	54.995 57.609	112.244 (0.136)
40	17	Rob Vitale Colorado Springs, CO	2025 Honda Civic Type R	Bridgestone	Colorado Rocky Moun	55.932 57.995	56.716 57.542	55.539 56.939	112.478 (0.234)
41	76	Ryan St.Louis [176] WOODBRIDGE, VA	2000 Chevrolet Corvette Bi	Multi	Washingt Northeast	58.477(2) 58.533	59.166(2) 57.811	55.605 57.813	113.416 (0.938)
42	191	Austin Harter [91] Minot, ND	2025 Honda Civic Type R	Bridgestone	Badlands Midwest	58.429(1) 58.320	56.009 58.802	55.310 58.510	113.630 (0.214)
43	92	John LaRandeau M Omaha, NE	2023 Toyota GR Corolla	Bridgestone	Nebraska Midwest	56.028 59.291	56.319 61.776(1)	56.705 59.139	115.167 (1.537)
44	95	Glenn Austin M Mount Juliet, TN	2024 Nissan Z NISMO AustinSoft.com	Bridgestone	Tennessee Southeast	55.894 59.913	56.111 60.881(1)	60.643(2) 59.588(1)	115.699 (0.532)
45	18	Aaron Pailthorp M Seattle, WA	2016 Porsche Cayman	Bridgestone	Northwest NorPac	56.669 59.878	56.207 60.352	56.715 59.635	115.842 (0.143)

* Indicates multiple mfg have been used during this event

Pronto Timing System



Results

2025 Tues/Wed Combined Tire Rack SCCA Solo Nationals
09/01/2025 - 09/05/2025



Timing System

www.ProntoTimingSystem.com

Pos Nbr	Driver's name, Town	Car, Sponsor	Tire Mfg	Rgn,Div	Course 1, Course 2			Score
46	5 Stephen Brinkerhoff Plainfield, IN	Porsche cayman s	Bridgestone	Indianapo Great Lakes	56.984 59.027	57.354 59.852	56.470 60.430	116.322 (0.480)
47	13 Michael Lanier Accokeek, MD	2018 Ford Focus RS Team Racer-X	Bridgestone	Washingt Northeast	60.912 61.594	60.134(1) 59.989	57.520 60.055	117.509 (1.187)
48	51 Emily Meuth [151] Saint Peters, MO	2024 Honda Civic Type R	Bridgestone	St. Louis Central	59.256 62.144	58.582 61.298	57.117 63.556	118.415 (0.906)
49	16 Steve Terry [76] Greeley, CO	2017 Chevrolet	Bridgestone	Colorado Rocky Moun	64.514(1) 65.096	62.392 61.987	61.369 62.211	123.580 (5.165)
50	88 Brian Lewis [188] Auburn, AL	2023 Toyota Supra	Bridgestone	Atlanta Southeast	DNS DNS	DNS DNS	DNS DNS	No Time
51	188 Jordan Towns [88] Auburn, AL	2023 Toyota Supra	Bridgestone	Alabama Southeast	DNS DNS	DNS DNS	DNS DNS	No Time
B Street Ladies				Drivers: 7	Trophies: 3		Run Heat: 1	
T 1	84 Jennifer Bedell [184] Hillsborough, NC	2021 Toyota Supra 3.0 HALO 22	Bridgestone	North Car Southeast	54.820 59.620	53.681 56.025	53.746 55.728	109.409
T 2	184 Chris Peterson [84] Hillsborough, NC	Toyota Supra Atomic Empire Halo 22	Bridgestone	North Car Southeast	54.425 58.402	53.280 56.328	57.299(2) 56.292	109.572 (0.163)
T 3	41 Kati Bianchi Bolingbrook, IL	2024 BMW M2	Bridgestone	Chicago Midwest	55.364 63.002	55.122 60.279	54.635 58.398	113.033 (3.461)
4	48 Meghan Lapeta Palos Park, IL	2022 Toyota Supra	Bridgestone	Chicago Central	60.019(1) 60.546	55.369 57.987	55.622 56.895	113.356 (0.323)
5	19 Heather Ciribassi Marlborough, CT	2016 Chevrolet Corvette	Bridgestone	New Eng Northeast	56.236 60.294	55.904 60.242	57.550(1) 57.847	113.751 (0.395)
6	16 Jen Mathis Greeley, CO	2017 Chevrolet	Bridgestone	Colorado Rocky Moun	61.049 68.227	57.719 64.537	57.421 62.288	119.709 (5.958)
7	5 Wanda Brinkerhoff Plainfield, Ind	Porsche cayman s	Bridgestone	Indianapo Great Lakes	66.430 84.895	64.041 76.069	78.155 70.625	134.666 (14.957)



* Indicates multiple mfg have been used during this event

Results

2025 Tues/Wed Combined Tire Rack SCCA Solo Nationals
09/01/2025 - 09/05/2025



Timing System

www.ProntoTimingSystem.com

Pos	Nbr	Driver's name, Town	Car, Sponsor	Tire Mfg	Rgn,Div	Course 1, Course 2	Score	
C Street				Drivers: 41	Trophies: 11		Run Heat: 3	
T 1	92	Julian Garfield Marysville, OH	2022 Mazda MX-5 Miata	Bridgestone	Northwest Great Lakes	54.731 52.952 53.986(1)	56.309(1) 51.909	106.018
T 2	196	Andrew Pallotta [96] Nashville, TN	2023 Mazda MX5 Karcepts / MCS / Bridgestone	Bridgestone	Central C Southeast	55.498 52.137	54.610 53.974(1)	106.475 52.017 (0.457)
T 3	6	Jack Crissey Bethesda, MD	2019 Mazda Miata Karcepts x Redneck Sushi	Bridgestone	Washingt Northeast	55.148 55.230(1)	61.202(3) 57.879(3)	106.854 52.413 (0.379)
T 4	98	Rick Cone Lawrenceville, GA	2019 Mazda Miata Gran Turismo East	Bridgestone	Atlanta Southeast	54.837 56.143(1)	56.816(1) 52.792	107.010 52.430 (0.156)
T 5	171	William Bostic [71] Simpsonville, SC	2019 Mazda Miata MaxFab DDP Yoga	Bridgestone	Central C Southeast	55.604 52.753	54.715 52.797	107.015 52.300 (0.005)
T 6	195	Christian Moist [95] Lebanon, OH	2023 Mazda Miata Autocross Digits	Bridgestone	Cincinnati Great Lakes	55.669 55.221(1)	55.200 52.453	107.239 52.223 (0.224)
T 7	169	Gil Paulo Gabriel [69] Pittsburgh, PA	2023 Mazda Miata GreenAppleAutoWorks Barley Ba	Bridgestone	Steel Citi Midwest	55.072 52.738	54.827 53.481	107.305 52.478 (0.066)
T 8	193	Sean Velandia [93] Folsom, CA	2016 Mazda MX-5 Emotional Support Racing	Bridgestone	San Franc NorPac	58.936(2) 53.986	54.730 53.283	107.484 52.782 (0.179)
T 9	80	Steven Matchett Morgantown, WV	2022 Mazda MX-5 ?? Nachos are salad ??	Bridgestone	Steel Citi Northeast	54.765 53.419	54.609 53.146	107.755 56.626(1) 53.271 (0.271)
T10	96	Chris Harp [196] Lenoir City, TN	2023 Mazda MX-5 Miata Old Friends Senior Dog Sanctuary	Bridgestone	East Tenn Southeast	55.330 52.832	55.241 54.424(1)	107.779 52.563 (0.024)
T11	62	Mason Smith Wichita, KS	2022 Mazda Miata	Bridgestone	Wichita Midwest	55.464 56.071(1)	55.661 53.191	108.206 52.742 (0.427)
12	71	Timothy Maxey [171] Lynchburg, VA	2019 Mazda Miata Maxfab	Bridgestone	East Tenn Southeast	55.823 53.461	55.686 53.054	108.234 52.548 (0.028)
13	137	Andrew Aul [37] Willow Spring, NC	2023 Mazda MX-5 Aulmost Racing	Other	Central C Southeast	55.365 54.224(1)	55.647 52.970	108.335 55.435 57.027(2) (0.101)
14	86	Jason Ruggles [186] Boca Raton, FL	2023 Mazda Miata Awesome Fossums Hair Care	Bridgestone	Florida Southeast	55.578 56.151(1)	55.645 53.266	108.441 55.538 52.903 (0.106)
15	97	Ken Suzuki [197] Los Angeles, CA	2021 Mazda MX-5 thanks mark! @calclubautox	Bridgestone	California SoPac	56.745(1) 55.439(1)	55.224 60.458(4)	108.519 55.376 53.295 (0.078)
16	69	Gil Cethiel Gabriel [169] Pittsburgh, PA	2023 Mazda Miata My brother	Bridgestone	Steel Citi Northeast	56.137 53.314	57.895(1) 53.068	108.742 61.570(3) 52.605 (0.223)
17	89	Brock Clayton [189] BLACKSBURG, VA	2021 Mazda Miata	Multi	Blue Ridg Southeast	57.889(1) 53.981	55.715 53.050	108.765 55.841 57.450(2) (0.023)
18	93	Maurice Velandia [193] Folsom, CA	2016 Mazda MX-5	Bridgestone	San Franc NorPac	55.614 55.422(1)	55.519 63.994(5)	108.838 55.619 53.319 (0.073)
19	24	Jerry Ledford Opelika, AL	2021 Mazda Miata	Bridgestone	Tennessee Southeast	56.355 55.867	56.081 53.133	109.076 55.943 53.392 (0.238)
20	39	CJ Miller [139] Delaware, OH	2024 Mazda Miata	Bridgestone	Ohio Val Midwest	56.765 53.744	56.021 53.166	109.187 57.296(1) 54.142 (0.111)
21	37	Todd Kaley [137] Benson, NC	2023 Mazda Miata Thanks Andrew!	Multi	Central C Southeast	59.299(2) 53.826	57.591(1) 53.369	109.217 55.848 53.620 (0.030)
22	189	David Prather [89] Lynchburg, VA	2021 Mazda MX-5 Club	Other	Blue Ridg Southeast	58.261(1) 55.454(1)	55.679 53.565	109.244 56.128 53.902 (0.027)



* Indicates multiple mfg have been used during this event

Results

2025 Tues/Wed Combined Tire Rack SCCA Solo Nationals
09/01/2025 - 09/05/2025



Timing System

www.ProntoTimingSystem.com

Pos	Nbr	Driver's name, Town	Car, Sponsor	Tire Mfg	Rgn,Div	Course 1, Course 2	Score
23	85	Edward Fisher Huntsville, AL	2008 Porsche Cayman E&F Consulting	Bridgestone	Tennessee Southeast	56.117 54.190 53.699	56.511 55.777 55.676(1) (0.232)
M	24	Spencer Dewey Story City, IA	2021 Mazda MX-5 Miata County Road Enthusiasts	Bridgestone	Des Moin Midwest	55.919 54.482	56.904 59.159(2) 53.823 (0.266)
25	186	Jim Fossum [86] Simpsonville, SC	2023 Mazda Miata Ultraclutch	Bridgestone	Atlanta Southeast	58.126(1) 53.758	56.164 53.694 58.736(1) 55.302(1) (0.116)
26	72	Court Fiore Nashville, TN	2019 Mazda Miata Anxiety & being in bed by 9pm	Bridgestone	Tennessee Southeast	56.696 54.513	56.451 54.119 56.387 53.644 (0.173)
27	197	Mark Wolfe [97] Lakeside, CA	2021 Mazda MX-5	Bridgestone	San Diego SoPac	56.592 54.752	57.051 53.718 56.324 54.042 (0.011)
28	13	Jon Tregoning [113] Longmont, CO	2021 Mazda Mx-5	Bridgestone	Colorado Rocky Moun	57.718 54.806	58.499 53.991 57.031 54.015 (0.980)
29	113	Eric Jones [13] Cedar Park, TX	2021 Mazda MX5 Thanks Jon! RTRT	Bridgestone	Lone Star Southwest	60.466(1) 54.654	57.338 54.507 57.122 54.083 (0.183)
M	30	Marc Portanova [68] Yorktown, VA	2022 Mazda MX-5 Daddys Money ??????	Bridgestone	Old Domi Northeast	57.066 57.884(1)	57.202 55.087 56.916 54.450 (0.161)
M	31	Takuto Takagi [156] Oxford, OH	2019 Mazda Miata Wife's Credit Card	Bridgestone	Cincinnati Great Lakes	57.477 54.931	59.364(1) 55.309 56.633 70.997(6) (0.198)
32	22	Thomas Sotiropoulos M OFallon, IL	2024 Mazda MX-5 Club	Bridgestone	St. Louis Midwest	57.365 60.830(1)	56.920 55.054 57.171 54.877 (0.233)
33	73	Joel Higginbotham Warrensville Heights, OH	2021 Mazda Miata MX-5 C Friendly Feral Racing	Bridgestone	Northwest Great Lakes	57.261 60.437(2)	57.667 55.085 62.147(1) 54.661 (0.125)
34	139	Fan Shen [39] Columbus, OH	2024 Mazda MX-5 Miata	Bridgestone	Philadelp Great Lakes	59.066(1) 57.622(1)	57.052 56.589(1) 59.793(1) 55.007 (0.137)
35	78	Chase Ketterling Peoria, IL	2020 Mazda Miata	Bridgestone	Central I Central	57.685 55.949	58.716 57.313(1) 58.015 56.709(1) (1.575)
36	79	Pat McCelvey M Houston, TX	2019 Mazda MX-5 T-Bar-O Brangus	Bridgestone	Houston Southwest	59.749 57.235	58.260 55.885 58.049 55.635 (0.050)
37	68	Raymond Schumin M [168] Stuarts Draft, VA	2022 Mazda MX-5 www.heroscore.com	Bridgestone	Blue Ridg Southeast	60.987(1) 57.651	58.537 56.405 58.276 55.895 (0.487)
38	156	Tom Mills [56] Urbana, OH	2019 Mazda Miata	Bridgestone	Cincinnati Great Lakes	60.387 57.702	58.661 57.427 58.068 56.715 (0.612)
39	48	Ron Schwanz Saint Paul, MN	2024 Mazda MX-5 Miata	Bridgestone	Land O L Central	60.476 59.002	60.468 56.643 59.256 61.518(2) (1.116)
40	95	Michael A Wolf M [195] XENIA, OH	Mazda Miata Autocross Digits	Bridgestone	Cincinnati Great Lakes	59.797 61.424	61.425 57.398 72.887 57.333 (2.859)
41	91	Barry Ott M Elizabeth, CO	2023 Mazda Miata	Bridgestone	Continent Rocky Moun	DNS DNS	DNS DNS DNS DNS



* Indicates multiple mfg have been used during this event

Results

2025 Tues/Wed Combined Tire Rack SCCA Solo Nationals
09/01/2025 - 09/05/2025

Pos Nbr	Driver's name, Town	Car, Sponsor	Tire Mfg	Rgn,Div	Course 1, Course 2		Score	
C Street Ladies			Drivers: 9	Trophies: 3		Run Heat: 1		
T 1	186 Casey Coughlin [86] Prairieville, LA	2022 Mazda MX-5 ChrisCarverMotorSports OnTheLec	Bridgestone	Delta Southwest	56.727 61.128	56.727 55.472	56.771 55.677	112.199
T 2	68 Lana Portanova Yorktown, VA	2022 Mazda MX-5 Daddys Money ??????	Bridgestone	Old Domi Southeast	60.626(1) 72.823(1)	57.252 59.068	57.580 56.230	113.482 (1.283)
T 3	96 Maria Pallotta Holly Springs, NC	2023 Mazda MX5 Karcepts / MCS / Bridgestone	Bridgestone	North Car Southeast	71.652 60.012	57.697 57.428	57.886 55.867	113.564 (0.082)
4	71 Molly Thore Maxey Lynchburg, VA	2019 Mazda Miata Maxfab	Bridgestone	East Tenn Southeast	58.615 75.705(1)	59.333 58.467	57.627 56.812	114.439 (0.875)
5	86 Shannon Washburn [186] Houston, TX	2022 Mazda MX-5 Estrogen & Octane Racing Team	Bridgestone	Houston Southwest	59.478 62.907	58.753 58.349	57.709 56.890	114.599 (0.160)
6	2 Sarah Garfield Marysville, OH	2022 Mazda MX-5 Miata	Bridgestone	Northwest Great Lakes	59.890 63.645	58.776 59.524	71.608 56.654	115.430 (0.831)
7	167 Shanna Richardson [67] Alpharetta, GA	2019 Mazda MX5	Bridgestone	Atlanta Southeast	62.667 63.296	61.749 59.062	61.709 59.009	120.718 (5.288)
8	69 Gwendolyn Holzer Fort Belvoir, VA	2019 Mazda Miata Thx Jack :))))))	Bridgestone	Washingt Northeast	61.945 64.367	231.965 60.102	61.066 67.266(4)	121.168 (0.450)
9	67 Carol Cone	2019 Mazda Miata	Bridgestone	Atlanta	79.184	74.730	70.947	147.417
M	[167] Lawrenceville, GA	Thanks Mason!		Southeast	81.577	79.390	76.470	(26.249)



* Indicates multiple mfg have been used during this event

Results

2025 Tues/Wed Combined Tire Rack SCCA Solo Nationals
09/01/2025 - 09/05/2025



Timing System

www.ProntoTimingSystem.com

Pos	Nbr	Driver's name, Town	Car, Sponsor	Tire Mfg	Rgn,Div	Course 1, Course 2		Score	
D Street				Drivers: 64	Trophies: 17		Run Heat: 4		
T 1	169	DJ Alessandrini [69] Brook Park, OH	2023 Toyota GR86	Bridgestone	Neohio Great Lakes	52.479 54.799	52.459 54.381	52.068 56.477(1)	106.449
T 2	128	Alex Piehl [28] Pittsburgh, PA	2022 LXIX GR86 LXIX December to Remember	Bridgestone	Steel Citi Northeast	52.727 55.013	52.244 64.025(5)	51.931 54.553	106.484 (0.035)
T 3	89	Michael Yanase [189] Rancho Palos Verdes, CA	Honda Civic Cruz'n for a booz'n HTH	Multi	California SoPac	54.781(1) 55.238	52.819 55.166	52.238 54.662	106.900 (0.416)
T 4	181	Alex Muresan [81] Walnut Creek, CA	2019 Honda Civic R https://ltbautosports.com/	Multi	San Franc NorPac	57.001(2) 54.882	54.668(1) 55.820(1)	52.638 54.271	106.909 (0.009)
T 5	87	Matthew Braun [187] Plymouth, MI	2022 Toyota GR86 PowerPlug	Bridgestone	Detroit Great Lakes	53.535 55.445	52.861 55.440	52.662 55.061	107.723 (0.814)
T 6	27	Mark Daddio Naugatuck, CT	2022 Subaru BRZ Daddio's New Auto Parts	Bridgestone	New Eng Northeast	53.156 55.323	54.254(1) 55.011	54.376(1) 54.581	107.737 (0.014)
T 7	33	Christopher Rosario Torrance, CA	2020 Hyundai Veloster N Hyundai Warranty Claims	Bridgestone	California SoPac	55.462(1) 55.654	52.806 55.152	53.185 55.216	108.337 (0.600)
T 8	64	Craig Thomas Monroeville, PA	2022 Toyota GR 86	Bridgestone	Steel Citi Northeast	57.124(2) 56.234	52.956 55.538	55.258(1) 60.238(2)	108.494 (0.157)
T 9	49	Greg Reno Lawrence, KS	2025 Hyundai Elantra N	Bridgestone	Kansas Midwest	53.055 57.454(1)	53.190 57.533(1)	55.858(1) 55.574	108.629 (0.135)
T10	79	Dave Potocki Buffalo, NY	2023 Toyota GR86	Bridgestone	Western N Northeast	53.707 56.572	53.126 55.748	53.079 56.094	108.827 (0.198)
T11	98	Peter Hsu Minneapolis, MN	2019 Honda Type R	Multi	Kansas C Midwest	53.700 56.410	53.864 56.151	57.188(2) 55.158	108.858 (0.031)
T12	187	Stuart King [87] Ann Arbor, MI	2022 Toyota GR86	Bridgestone	Detroit Great Lakes	53.192 56.768	53.442 56.167	53.449 55.694	108.886 (0.028)
T13	72	Brady Loretz Sheridan, AR	2022 Toyota GR86 Sherwood Tire Pros	Bridgestone	Arkansas Midwest	55.496(1) 57.122	53.260 56.159	54.987(1) 55.672	108.932 (0.046)
T14	69	Peter Schnore [169] Pittsburgh, PA	2023 Toyota GR86 Green Apple Auto Works	Bridgestone	Steel Citi Midwest	53.559 56.040	53.279 55.906	55.692(1) 55.671	108.950 (0.018)
T15	31	Ross Jacobs Harwood, ND	2017 Ford Focus RS Binford Tools	Bridgestone	Badlands Central	54.525 56.490	53.945 57.778(1)	53.464 55.614	109.078 (0.128)
T16	71	Randy Pearson M Jefferson Hills, PA	2021 Honda Civic Type R	Multi	Steel Citi Northeast	55.135 59.084(1)	55.268 55.457	53.637 56.174	109.094 (0.016)
T17	95	Dennis Sparks Madison, AL	2018 Subaru WRX Perform Its 4 Sale!	Bridgestone	Tennessee Southeast	54.351 60.823(1)	55.943(1) 55.597	53.538 57.752(1)	109.135 (0.041)
18	185	Tom DeYoung [85] Saint Louis, MO	2023 Toyota GR86 SPS	Bridgestone	St. Louis Midwest	53.807 56.075	53.826 55.688	53.457 55.878	109.145 (0.010)
19	43	Jared Lubbert Aliquippa, PA	2024 Toyota Darth Barbie Green Apple Autoworks	Bridgestone	Steel Citi Northeast	54.209 56.453	53.692 55.774	53.698 55.614	109.306 (0.161)
20	194	Nicholas Zelisko [94] Valparaiso, IN	2023 Subaru	Vitour	Indiana N Great Lakes	53.407 56.138	53.708 57.741(1)	53.250 56.259	109.388 (0.082)
21	61	Chase Gintner Austin, Tx	2017 Ford Focus RS Road Trip Racing Team	Bridgestone	Lone Star Southwest	55.654(1) 57.777(1)	55.175(1) 56.465	53.309 56.295	109.604 (0.216)
22	12	Klaus Wood Troy, OH	2017 Honda Civic Type R Honda of America Racing Team	Bridgestone	Washingt Northeast	54.967 56.130	54.452 56.272	54.199 55.428	109.627 (0.023)



* Indicates multiple mfg have been used during this event

Results

2025 Tues/Wed Combined Tire Rack SCCA Solo Nationals
09/01/2025 - 09/05/2025

Timing System

www.ProntoTimingSystem.com

Pos	Nbr	Driver's name, Town	Car, Sponsor	Tire Mfg	Rgn,Div	Course 1, Course 2	Score
23	82	Jason Fetchko Sugarloaf, PA	2023 Subaru BRZ	Bridgestone	Northeast	55.789(1) 53.610 55.434(1)	109.694 (0.067)
					Northeast	56.295 56.158 56.084	
24	176	Calder Gregory [76] Lexington, KY	2022 Subaru BRZ DetailTech PPF and Tint	Bridgestone	Central K	54.278 54.206 53.238	109.713 (0.019)
					Central	56.475 56.809 58.102(1)	
25	86	Scott Prior Rochester, NY	2023 Toyota GR86 My Wife	Bridgestone	Finger Lak	54.457 55.598(1) 53.610	109.788 (0.075)
					Northeast	56.290 56.488 56.178	
26	37	Daniel McArthur Calgary, AB	2017 Honda Civic type R	Bridgestone	Northwest	53.326 53.431 53.327	109.814 (0.026)
					Rocky Moun	57.380 57.129 56.488	
27	162	David Carson [62] Lakewood, CA	2022 Subaru BRZ	Bridgestone	California	54.477 53.788 53.911	110.058 (0.244)
					SoPac	56.508 56.270 56.307	
28	14	Joe Montuoro Canonsburg, PA	2022 Subaru BRZ jmontuoro@traveluxe.com	Bridgestone	Steel Citi	53.605 53.917 54.379	110.072 (0.014)
					Northeast	57.827 57.196 56.467	
29	28	Jason Meyer [128] Pittsburgh, PA	2022 Toyota GR86 Alexs pimpy shocks	Bridgestone	Steel Citi	53.805 55.948(1) 58.710(1)	110.110 (0.038)
					Northeast	57.807(1) 56.394 56.305	
30	91	Noel Leslie New Market, MD	2024 Toyota GR86 Karcepts Engineering	Bridgestone	Washingt	54.343 53.867 56.355(1)	110.209 (0.099)
					Northeast	57.113 56.919 56.342	
31	97	Tim Malzahn [197] Maple Grove, MN	2017 Honda Civic Type-R Malzahn Strategic	Bridgestone	Land O L	53.588 54.076 53.321	110.284 (0.075)
					Midwest	56.963 57.430 57.493	
32	85	Andy Hohl [185] Saint Ann, MO	2023 Toyota GR86	Bridgestone	St. Louis	54.498 54.168 53.999	110.332 (0.048)
					Midwest	56.590 56.333 DNS	
33	157	David Alter [57] San Diego, CA	2024 Subaru BRZ	Bridgestone	San Diego	56.643(1) 55.423(1) 54.034	110.433 (0.101)
					SoPac	59.636(1) 56.507 56.399	
34	197	Patrick Malzahn [97] Minneapolis, MN	2017 Honda Civic Type-R	Bridgestone		55.258 54.416 55.685(1)	110.685 (0.252)
					Midwest	58.879(1) 56.269 57.054	
35	99	David Nolan [199] Dallas, GA	2019 Honda civic type R Gran Turismo East - Thanks Deech	Falken	Atlanta	55.246 54.233 54.360	110.760 (0.075)
					Southeast	58.287 56.527 57.100	
36	47	Ian Schmitz Estherville, IA	2022 Hyundai Veloster N	Bridgestone	Land O L	54.317 56.553(1) 54.236	110.769 (0.009)
					Midwest	56.749 56.817 56.533	
37	93	Quintin Crisostomo [193] HINSDALE, IL	2022 Subaru BRZ	Bridgestone	Chicago	56.118 55.178 54.120	110.826 (0.057)
					Central	56.706 58.649(1) 58.862(1)	
38	11	Jim Monroe Wichita, KS	2024 Toyota GR86	Bridgestone	Wichita	53.748 53.873 59.609(2)	110.898 (0.072)
					Midwest	58.937 57.709 57.150	
39	88	Randy Storbeck Milwaukee, WI	2019 Honda Type-R Big Bear Tire	Bridgestone	Milwauke	54.093 56.021(1) 55.959(1)	111.087 (0.189)
					Central	61.524(2) 56.994 56.996	
40	62	Patrick Schluper [162] Irvine, CA	2022 Subaru BRZ	Bridgestone	California	54.750 55.622 54.629	111.446 (0.359)
					SoPac	59.558(1) 56.817 57.212	
41	74	Evan Russo Austin, TX	2022 Hyundai Veloster N RTRT	Bridgestone	Lone Star	54.600 55.321 55.036	111.612 (0.166)
					Southwest	57.246 57.012 57.458	
42	126	Austin Kirk [26] Tucson, AZ	2025 Subaru BRZ	Bridgestone	Arizona B	55.004 54.062 56.789(1)	111.628 (0.016)
					SoPac	61.490(2) 58.072 57.566	
43	35	Mike Dismuke San Diego, CA	2024 Hyundai Elantra N BDE	Multi	San Diego	55.224 54.384 54.898	111.644 (0.016)
					Southwest	57.260 57.286 57.599	
44	90	Dave Eggert Ames, IA	2023 Toyota GR86 Kids' College Fund	Bridgestone	Des Moin	58.476(2) 54.636 56.561(1)	111.735 (0.091)
					Midwest	58.444 57.099 57.193	
45	57	Scott Urich [157] Queen Creek, AZ	2024 Subaru BRZ	Bridgestone	Arizona	55.638 54.468 54.963	111.920 (0.185)
					Southwest	57.864 57.506 57.452	



* Indicates multiple mfg have been used during this event

Results

2025 Tues/Wed Combined Tire Rack SCCA Solo Nationals
09/01/2025 - 09/05/2025



Timing System

www.ProntoTimingSystem.com

Pos	Nbr	Driver's name, Town	Car, Sponsor	Tire Mfg	Rgn,Div	Course 1, Course 2		Score	
46	51	Josh Cadiente Hanford, CA	2024 Hyundai Elantra n	Bridgestone	San Franc Central	55.714 58.540	55.216 57.671	54.904 57.079	111.983 (0.063)
47	193	Chris Dvorak Addison, IL	2022 Subaru BRZ	Bridgestone	Chicago Great Lakes	55.088 57.548	55.162 57.902	56.226(1) 57.191	112.279 (0.296)
48	199	Aditya Madhavan Marietta, GA	2019 Honda Civic Type R Gran Turismo East	Falken	Atlanta Southeast	56.711(1) 57.729	54.859 57.469	58.408(1) 62.429(2)	112.328 (0.049)
49	139	Alan Fischer Atlanta, GA	2024 Volkswagen Golf R PERC Coffee	Bridgestone	Atlanta Southeast	55.020 61.118(1)	54.855 59.240	54.713 58.016	112.729 (0.401)
50	26	Kevin Kirchoff Valparaiso, IN	2023 Subaru BRZ	Bridgestone	Indiana Nc Great Lakes	57.132 58.664	54.952 58.254	55.469 58.226	113.178 (0.449)
51	68	Ragha Madawela Houston, TX	2023 Hyundai Elantra N On The Ledge Racing	Bridgestone	Houston Southwest	55.417 58.533	56.456(1) 58.076(1)	56.465(1) 61.695(2)	113.493 (0.315)
52	21	Jeff Clark Plain City, OH	2023 Toyota GR86	Bridgestone	Ohio Val Great Lakes	56.644 59.102	55.767 58.523	55.369 58.404	113.773 (0.280)
53	53	John Souder Fostoria, OH	2022 Subaru BRZ Jack Burns Race Wheels	Bridgestone	Northwest Great Lakes	56.160 58.780	55.349 58.917	55.993 58.705	114.054 (0.281)
54	66	David Curet Pittsburgh, PA	2023 Hyundai Elantra N Burning Bell Motorsports	Multi	Steel Citi Northeast	56.959 59.275	58.872 58.820	55.972 58.658	114.630 (0.576)
55	76	Jeremy Porter Lexington, KY	2022 Subaru BRZ	Bridgestone	Central K Great Lakes	56.240 60.507	56.411 61.211(1)	56.126 58.868	114.994 (0.364)
56	78	Jeffrey Cheng Leominster, MA	2024 Toyota GR86	Bridgestone	New Eng Northeast	61.619(2) 59.882	55.780 60.814	55.185 62.341(1)	115.067 (0.073)
57	158	Dean Richardson ALPHARETTA, GA	2025 Hyundai Elantra N	Falken	Atlanta Southeast	57.100 59.567	56.445 58.963	62.119 58.873	115.318 (0.251)
58	94	Jodie Boy Valparaiso, IN	2023 Subaru BR-Z	Vitour	Indiana Nc Great Lakes	57.974 62.516(2)	57.145 59.040	56.834 59.885	116.185 (0.867)
59	58	Ray Brake Byron, GA	2025 Hyundai Elantra N My Back Pocket	Bridgestone	Middle G Southeast	56.483 62.088	56.069 61.483	58.234 60.936	117.005 (0.820)
60	39	Brandon Wright Sunbury, OH	2024 Volkswagen Golf R	Bridgestone	Columbus Great Lakes	61.270 67.943(3)	58.529 60.832	56.745 60.283	118.812 (1.807)
61	81	Tiberiu Muresan Alamo, CA	2019 Honda Civic Type R LTBAUTOSPORTS.COM	Multi	San Franc NorPac	58.056 63.017	57.579 DNS	61.451 DNS	120.596 (1.784)
62	1	Steven Umholtz Lincoln, NE	2016 Ford Focus RS	Vitour	Nebraska Midwest	57.110(1) DNS	54.590 DNS	54.141 DNS	No Time
63	42	Adam Tarnoff Lawndale, CA	2017 Fiat 124 Spider	Bridgestone	California SoPac	DNS DNS	DNS DNS	DNS DNS	No Time
64	189	Marco Cruz Sylmar, ca	2019 Honda Type R Cruzn for a Boozn	Multi	California SoPac	DNS DNS	DNS DNS	DNS DNS	No Time



* Indicates multiple mfg have been used during this event

Results

2025 Tues/Wed Combined Tire Rack SCCA Solo Nationals
09/01/2025 - 09/05/2025

Pos Nbr	Driver's name, Town	Car, Sponsor	Tire Mfg	Rgn,Div	Course 1, Course 2		Score	
D Street Ladies			Drivers: 11	Trophies: 4		Run Heat: 1		
T 1	99 Kasey Gintner Austin, TX	2017 Ford Focus RS Road Trip Racing Team	Bridgestone	Lone Star Southwest	54.931 59.143	54.866 57.260	54.298 56.904	111.202
T 2	89 Kendra Mabie Redondo Beach, CA	Honda Civic Type R	Multi	California SoPac	56.954 58.367	56.054 56.150	55.891 55.516	111.407 (0.205)
T 3	90 Jo Jadeke Middletown, OH	2021 Honda Type R Johnson Family Farm	Bridgestone	Cincinnati Great Lakes	57.794 65.809	55.478 57.973	55.662 57.024	112.686 (1.279)
T 4	54 Cathy Kenny Middlebury, IN	2019 Honda Civic Type R Specialized Film	Multi	Indianapo Great Lakes	59.999(1) 61.729	55.661 59.729(1)	54.756 58.430	113.186 (0.500)
5	43 Emily Whitaker Pittsburgh, PA	2024 Toyota GR86 Green Apple Auto Works	Bridgestone	Steel Citi Northeast	68.164(2) 61.719	55.452 57.838	55.369 65.565	113.207 (0.021)
6	158 Layne Lindemann [58] Dallas, GA	Hyunda Elantra Seeking sponsor	Bridgestone	Atlanta Southeast	56.425 60.261(1)	56.537 59.361	58.823(1) 58.297	114.722 (1.515)
7	58 Alison Hill [158] Doraville, GA	Hyundai Elantra N	Bridgestone	Atlanta Southeast	59.442 61.818	56.949 58.398	58.942(1) 58.295	115.244 (0.522)
8	96 Laraine Wilkinson Atlanta, GA	2019 Honda Civic Type R	Falken	Atlanta Southeast	79.500(1) 65.861	74.459(4) 62.332(1)	55.684 60.400(1)	116.084 (0.840)
9	49 Lynn Ketcham Houston, TX	2022 Hyundai Elantra N Estrogen & Octane Racing Team	Bridgestone	Houston Southwest	58.250 65.161	57.885 61.379	57.103 60.637	117.740 (1.656)
M 10	149 Michele Brown [49] Humble, TX	2022 Hyundai Elantra N Estrogen & Octane Racing Team	Bridgestone	Houston Southwest	59.785(1) 64.802	57.094 62.523	59.334(1) 60.921	118.015 (0.275)
11	94 Maia P. Kirk Tucson, AZ	2025 Subaru BRZ	Vitour	Arizona B SoPac	68.378 67.697	59.082 65.405	63.212(2) 64.204(1)	123.286 (5.271)



* Indicates multiple mfg have been used during this event

Results

2025 Tues/Wed Combined Tire Rack SCCA Solo Nationals
09/01/2025 - 09/05/2025



Timing System

www.ProntoTimingSystem.com

Pos	Nbr	Driver's name, Town	Car, Sponsor	Tire Mfg	Rgn,Div	Course 1, Course 2		Score	
G Street				Drivers: 22	Trophies: 7		Run Heat: 2		
T 1	2	Lance Keeley Brookfield, WI	2024 Volkswagen GTI	Multi	Milwaukee Central	56.016 53.791	55.851 52.996	55.926 69.361(1)	108.847
T 2	21	Nicholas Mellenthin Maumelle, AR	2024 Volkswagen Gti	Bridgestone	Arkansas Central	56.277 54.503	56.029 53.492	55.815 59.887(1)	109.307 (0.460)
T 3	5	Duston Grubbs Centreville, VA	2019 Honda Civic Si KARCEPTS Black Top Racing M	Other	Washingt Northeast	56.185 53.779	56.559 53.553	55.862 70.544(1)	109.415 (0.108)
T 4	14 [114]	Patrick Frazier North Wales, PA	2018 Honda Civic Si	Bridgestone	Philadelp Northeast	56.629 56.244(1)	58.748(1) 53.738	56.222 57.743	109.960 (0.545)
T 5	79	Tom Kerns Sturgeon County, AB	2019 Honda Civic SI Global Detailing	Other	Montana NorPac	57.391 54.233	56.860 56.294(1)	56.583 57.201	110.816 (0.856)
T 6	49	Carl Rossler Xenia, OH	2024 Volkswagen GTI	Bridgestone	Western O Great Lakes	57.857 54.752	56.579 54.399	56.442 60.587	110.841 (0.025)
T 7	199 [99]	John Smith Redwood City, CA	2023 Volkswagen GTI	Bridgestone	San Franc NorPac	56.698 54.596	57.454 54.655	56.734 56.455	111.294 (0.453)
	84	Lane Farka Ogden, UT	2018 Honda Civic si Falken tires	Falken	Utah Rocky Moun	57.722 56.906	57.008 54.952	56.405 58.709	111.357 (0.063)
	197 [97]	Russell Blume Wichita, KS	2018 Honda Civic Si Big Tip Racing	Bridgestone	Kansas Midwest	57.584 56.837(1)	57.466 54.789	57.301 56.114	112.090 (0.733)
	74	John Azevedo Elmhurst, IL	2019 Honda Civic Si FunPros.com #NoDataRacing Ala	Multi	Chicago Central	58.581 55.860	57.137 54.978	57.699 74.960(1)	112.115 (0.025)
	97 [197]	Laney Blume Wichita, KS	2018 Honda Civic Si Big Tip Racing	Bridgestone	Kansas Midwest	57.336 56.011	57.277 54.957	57.226 58.144	112.183 (0.068)
	114 [14]	Rob Gibbons Phoenixville, PA	2018 Honda Civic Si	Bridgestone	Philadelp Northeast	57.835 55.774(1)	57.242 55.780(1)	56.875 56.733	112.649 (0.466)
	92	Brent Seaton Mason City, IA	2019 Honda Civic Penguin Garage; B Good Racing	Bridgestone	Iowa Midwest	58.414 57.670(1)	57.744 55.365	58.400 59.434	113.109 (0.460)
	164 [64]	Kyle Matsumura Fresno, CA	2018 Honda Civic Si Kurata Auto Service	Other	San Franc NorPac	59.933 56.628	59.021 56.076	58.802 65.046	114.878 (1.769)
	70	Thomas Austin Tallahassee, FL	2022 Volkswagen GTI	Other	Red Hills Southeast	69.762 57.666	58.626 56.976	58.014 57.518	114.990 (0.112)
M	96	Thomas Simon Kennesaw, GA	2024 Volkswagen GTI	Bridgestone	Atlanta Southeast	60.658 61.874	59.738 57.988	58.942 64.646	116.930 (1.940)
M	196 [96]	Tom Simon Sparta, GA	2024 Volkswagen GTI	Bridgestone	Atlanta Southeast	59.571 58.801	59.046 57.908	59.134 70.701	116.954 (0.024)
	13	Thomas Thompson Houston, TX	2024 Mini Cooper S	Bridgestone	Houston Southwest	60.958 58.427	59.954 58.012	59.169 58.994	117.596 (0.642)
	61	Jonathan Dove Statesboro, GA	2024 Volkswagen GTI	Bridgestone	Buccanee Southeast	59.108 62.650	59.162 59.534	58.319 61.282	117.853 (0.257)
M	99 [199]	Josh Maze San Mateo, Ca	2023 Volkswagen GTI	Bridgestone	San Franc NorPac	59.079 66.543(4)	59.530 60.311(1)	58.371 61.173	118.682 (0.829)
	22	Nickolas Gruendler SR Austin, TX	2023 Volkswagen Golf GTI Road Trip Racing Team	Bridgestone	Lone Star Southwest	61.404 60.682	60.605 60.039(1)	60.436 61.430	120.475 (1.793)
M	64 [164]	Pat Matsumura Fresno, CA	2018 Honda Civic si	Other	San Franc NorPac	66.357 62.406	65.278 61.601(1)	62.682 89.497(1)	124.283 (3.808)



* Indicates multiple mfg have been used during this event

Pronto Timing System

Results

2025 Tues/Wed Combined Tire Rack SCCA Solo Nationals
09/01/2025 - 09/05/2025

Pos Nbr	Driver's name, Town	Car, Sponsor	Tire Mfg	Rgn,Div	Course 1, Course 2	Score
G Street Ladies			Drivers: 2		Trophies: 1	Run Heat: 5
T 1	70 Diane Austin tallahassee, Fl	2022 Volkswagen GTI	Yokohama	Red Hills Southeast	63.191 62.208 60.238	61.777 120.314
M 2	84 Candiss Petersen Sandy, UT	2018 Honda Civic Si	Falken	Utah Rocky Moun	61.229 59.393	61.265 59.445 120.523 (0.209)



* Indicates multiple mfg have been used during this event

Results

2025 Tues/Wed Combined Tire Rack SCCA Solo Nationals
09/01/2025 - 09/05/2025



Timing System

www.ProntoTimingSystem.com

Pos	Nbr	Driver's name, Town	Car, Sponsor	Tire Mfg	Rgn,Div	Course 1, Course 2	Score
A Street Touring				Drivers: 32	Trophies: 9	Run Heat: 5	
T 1	98	Daniel McCelvey Bellevue, WA	2019 Mazda MX-5 Karcepts On the Ledge Racing	Yokohama	Northwest	55.011(1) 54.794(1)	52.889 102.940
					Southwest	54.637(2) 50.552	50.051
T 2	139	Tim Aro [39] Glen Allen, VA	2020 Mazda miata	Bridgestone	Washingt	53.906 53.331	52.954 103.423
					Northeast	53.450(1) 50.695	50.469 (0.483)
T 3	85	Brandon Dan Dallas, TX	2020 Mazda Miata	Yokohama	Texas	54.049	53.178 103.661
					Southwest	51.186 50.595	50.483 (0.238)
T 4	99	Vivek Goel Austin, TX	2019 Mazda MX5 Beyond Seat Time	Yokohama	Lone Star	53.165	52.850 103.674
					Southwest	51.677 50.824	52.903(1) (0.013)
T 5	192	Marcus Pyne [92] Fairfax, VA	2019 Mazda Miata	Yokohama	Washingt	53.580 55.195(1)	53.230 104.213
					Northeast	51.375 52.889(1)	50.983 (0.539)
T 6	94	Andrew Salazar Monticello, IL	2019 Mazda Miata	Bridgestone	Central I	55.920(1) 53.821	53.791 104.499
					Central	51.744 51.336	50.708 (0.286)
T 7	39	Courtney Cormier [139] Glen Allen, VA	2020 Mazda miata	Bridgestone	Washingt	57.477(2) 55.487(1)	53.742 104.567
					Northeast	57.129(3) 52.665(1)	50.825 (0.068)
T 8	175	Matthew Rusty English [75] Ashton, Md	2021 Mazda MX5	Yokohama	Washingt	53.871 53.469	53.434 104.723
					Southeast	54.998(2) 51.460	51.289 (0.156)
T 9	151	Scott Mullens [51] Lancaster, CA	2016 Mazda MX5	Bridgestone	California	56.278(1) 54.408	53.433 104.738
					SoPac	52.322 52.269	51.305 (0.015)
10	196	John Hunter [96] Renton, WA	2019 Mazda Miata	Yokohama	Northwest	55.457(1) 53.719	53.486 104.796
					NorPac	51.310 51.552	51.467 (0.058)
11	197	Trevor Blackwell [97] Fairfax Station, VA	2019 Mazda Miata	Yokohama	Washingt	59.785(3) 53.706	55.393(1) 105.008
					Northeast	51.302 55.439(2)	51.735 (0.212)
12	51	Adrian Cardenas [151] San Gabriel, CA	2016 Mazda MX5 Thanks Scott! / Shaftworks USA	Bridgestone	California	54.110 53.708	53.676 105.010
					Southwest	51.745 51.334	51.426 (0.002)
13	184	Will King [84] North Garden, VA	2019 Mazda MX-5 Karcepts	Bridgestone	Blue Ridg	56.242(1) 54.111	53.485 105.316
					Southeast	51.886 53.140(1)	51.831 (0.306)
14	74	Brad Fiore [174] Plymouth, MA	2017 Mazda Miata	Yokohama	New Eng	60.123(3) 57.624(2)	54.243 105.319
					Northeast	52.082 51.515	51.076 (0.003)
15	125	Matthew Meyer [25] Harleysville, PA	2019 Mazda Miata	Yokohama	Philadelp	58.177(2) 54.804	54.080 105.414
					Northeast	53.985(1) 51.334	57.744(3) (0.095)
16	75	Greg Pollack [175] McLean, VA	2021 Mazda MX-5 Miata Sparkle Party Racing Karcepts	Yokohama	Philadelp	56.549(1) 53.730	54.297 105.608
					Northeast	51.969 51.878	51.989 (0.194)
17	66	Emanuel Martin Urbana, IL	2019 Mazda Miata The best wife ever!	Yokohama	Central I	56.703(1) 54.087	54.380 106.002
					Midwest	52.495 54.770(1)	51.915 (0.394)
18	188	Jonathan Kuo [88] Aurora, CO	2023 Mazda MX5 Honest Assembly	Yokohama	Colorado	54.633 54.676	54.412 106.074
					Rocky Moun	52.612 52.183	51.662 (0.072)
19	62	Jeremy Hess [162] Louisville, KY	2020 Mazda Mx-5	Yokohama	Kentucky	55.459 54.967	54.670 106.376
					Great Lakes	52.252 51.706	54.414(1) (0.302)
20	93	Pax Rolfe Broken Arrow, OK	2021 Mazda Miata Pay it Forward	Bridgestone	Northeast	56.024(1) 54.235	54.447 106.514
					Midwest	53.259 52.279	53.916(1) (0.138)
21	97	Raymond Dsouza [197] Louisville, KY	2019 Mazda Miata	Yokohama	Kentucky	55.441 55.099	54.511 106.860
					Great Lakes	53.041 52.349	54.546(1) (0.346)
22	88	Brendan Sobers [188] Westminster, CO	2023 Mazda MX-5 Miata	Yokohama	Colorado	54.698 56.942(1)	55.245 107.109
					Rocky Moun	53.070 52.648	52.411 (0.249)



* Indicates multiple mfg have been used during this event

Pronto Timing System

Results

2025 Tues/Wed Combined Tire Rack SCCA Solo Nationals
09/01/2025 - 09/05/2025



Timing System

www.ProntoTimingSystem.com

Pos	Nbr	Driver's name, Town	Car, Sponsor	Tire Mfg	Rgn,Div	Course 1	Course 2	Score	
23	91	Cameron Asbury West Homestead, PA	2019 Mazda MX5 Miata Green Apple Auto Works	Yokohama	Steel Citi Northeast	55.438 55.010(1)	55.148 52.574 52.140	55.373 (0.179)	
24	96	Annie Gill [196] Renton, WA	2019 Mazda Miata Thanks John!	Yokohama	Northwest NorPac	73.609(1) 53.271	54.517 56.670 52.920	55.125 (0.149)	
25	25	Christopher Wanner [125] Red Hill, PA	2019 Mazda Miata	Yokohama	Philadelp Northeast	54.636 58.207(2)	54.653 57.081(2) 52.817	58.368 (0.016)	
26	162	Richard Kenney [62] Louisville, KY	2020 Mazda Miata	Yokohama	Kentucky Great Lakes	55.466 52.486	55.540 52.924 52.881	55.552 (0.499)	
27	109	Jeff Goldsmith [9] Washington, DC	2022 Mazda Miata	Yokohama	Washingt Northeast	56.373 55.540	55.605 53.991 53.861	57.578(1) (1.514)	
28	9	Vincent Lee [109] Bethesda, MD	2022 Mazda MX-5	Yokohama	Washingt Northeast	57.612 61.164	57.058 55.184(1) 53.317	56.354 (0.205)	
29	69	Laurie Matthews M [169] Boise, ID	2022 Mazda MX-5 Thanks Joe! IKT Racing	Yokohama	Snake Riv NorPac	57.338 55.940	57.110 56.535 55.353	112.433 (2.762)	
30	92	Steve Mitchell M [192] Mc Lean, VA	2019 Mazda Miata Karcepts	Yokohama	Washingt Northeast	60.065 56.059	58.081 55.362 55.157	57.980 (0.704)	
31	84	Will Teller [184] Chesapeake, VA	2019 Mazda Miata Thanks Trevor! Karcepts	Bridgestone	Blue Ridg Southeast	54.541(1) 51.444	52.737 61.086(5) 65.295(4)	52.266 (0.215)	
32	17	Rajiv Ajodha Houston, TX	2020 Mazda Miata	Yokohama	Houston Southwest	DNS DNS	DNS DNS DNS	No Time	
A Street Touring Ladies				Drivers: 5	Trophies: 2	Run Heat: 3			
T 1	84	Langlee King Clark Cincinnati, OH	2019 Mazda MX-5 Karcepts	Bridgestone	Cincinnati Midwest	56.536(1) 52.589	54.570 52.210 52.287	54.647	
T 2	98	Laurie McCelvey Bellevue, WA	2019 Mazda MX-5 On the Ledge Racing	Yokohama	Houston Southwest	54.930 53.479	54.846 52.863 52.448	107.124 (0.344)	
3	78	Emily Skoglund Barnard, MO	2019 Mazda Miata	Bridgestone	St. Louis Midwest	66.236(1) 53.968	56.263 55.262(1) 64.228(4)	55.815 (2.659)	
4	97	Jen Fox Silver Spring, MD	2021 Mazda MX-5 Miata Sparkle Party Racing Karcepts	Yokohama	Philadelp Northeast	56.629 54.813	57.095 54.555 54.390	109.921 (0.138)	
5	10	Theresa Doyon Reading, MA	2020 Mazda Miata Caustic B. Racing	Yokohama	New Eng Northeast	58.672 57.682(1)	58.052 58.867(2) 54.317	111.146 (1.225)	



* Indicates multiple mfg have been used during this event

Results

2025 Tues/Wed Combined Tire Rack SCCA Solo Nationals
09/01/2025 - 09/05/2025



Timing System

www.ProntoTimingSystem.com

Pos	Nbr	Driver's name, Town	Car, Sponsor	Tire Mfg	Rgn,Div	Course 1, Course 2	Score	
E Street Touring				Drivers: 43	Trophies: 12		Run Heat: 2	
T 1	149	Eric Stoltz [49] Buhl, ID	1992 Mazda Miata Advanced Suspension	Yokohama	Snake Riv NorPac	55.422 52.310 54.522	54.946 69.019(1)	106.192
T 2	146	Rich DiMarco [46] Holland, PA	1991 Mazda Miata Redshift Motorsports /// PF Tuning	Yokohama	Philadelp Northeast	55.199 52.358 54.529	54.678 56.426	106.887 (0.695)
T 3	187	Christopher Vreeland [87] Layton, UT	1992 Mazda Miata	Yokohama	Utah Rocky Moun	55.975 54.838(1) 54.800	55.017 57.817	106.976 (0.089)
T 4	195	Adam Barber [95] Minneapolis, MN	1988 Honda CRX Si	Yokohama	Milwauke Midwest	55.198 52.386 54.864	55.010 67.013(6)	107.010 (0.034)
T 5	137	Jackson Lee [37] Grand Forks, ND	1990 Mazda Miata MX-5	Yokohama	Badlands Midwest	60.836(2) 52.198 55.526	55.292 67.813(2)	107.490 (0.480)
T 6	99	Kim Whitener Fort Worth, TX	1992 Mazda Miata Whitener Racing Shocks	Yokohama	Texas Southwest	55.856 53.283 55.653	55.593 55.593	107.805 (0.315)
T 7	89	Mason Herrick McPherson, KS	1990 Mazda Miata	Yokohama	Nebraska Midwest	55.558 55.529(1) 52.785	55.503 54.787	108.053 (0.248)
T 8	87	Nathan Witt [187] Pemberton, MN	1992 Mazda Miata	Yokohama	Badlands Midwest	56.039 53.060 55.520	55.466 55.741	108.177 (0.124)
T 9	22	Jeremy Villalva Bonney Lake, WA	1991 Mazda Miata	Yokohama	Northwest NorPac	55.703 53.560 55.608	55.592 52.728	108.218 (0.041)
T10	186	Mike Herrick [86] McPherson, KS	1988 Honda CRX	Yokohama	Nebraska Midwest	55.803 55.563(1) 53.076	55.608 DNS	108.488 (0.270)
T11	49	Kameron Clements [149] Shelley, ID	1992 Mazda Miata Teamwork Makes the Dream Work	Yokohama	Eastern I Rocky Moun	55.761 53.603 55.389	55.181 54.763	108.784 (0.296)
T12	5	Javier Reynoso Austin, Tx	1989 Honda Civic Si Reynoso Racing	Yokohama	Lone Star Central	56.313 55.346 56.185	57.440(1) 53.398	109.583 (0.799)
13	98	Austin Hampton Villa hills, KY	1992 Mazda Miata Momentum Motorsports	Yokohama	Cincinnati Midwest	56.203 55.975(1) 55.992	56.141 56.436	109.598 (0.015)
14	35	Chris Shute Houston, TX	1990 Mazda Miata Open Road Automotive	Yokohama	Houston Southeast	56.635 53.985 55.762	56.437 54.539	109.747 (0.149)
15	23	Dillon Remus [123] Kennewick, WA	1990 Mazda Miata	Yokohama	Northwest NorPac	58.864(1) 54.703 56.146	56.266 53.891	110.037 (0.290)
16	188	Andrew Redding [88] Mountain Home, ID	1988 Honda CRX SI WMMFT	Yokohama	Snake Riv NorPac	57.036 62.252 58.716(1)	56.640 59.027(1)	110.054 (0.017)
17	184	Andrew Clark [84] Papillion, NE	1988 Honda CRX Si Scapflow Racing	Yokohama	Nebraska Midwest	56.970 58.456(2) 56.618	57.002 57.004	110.355 (0.301)
18	95	Will Hornseth [195] Plymouth, MN	1988 Honda CRX Si	Yokohama	Nebraska Midwest	56.694 53.798 56.573	64.836 64.876	110.371 (0.016)
19	46	Mike Kobialka [146] Hoboken, NJ	1991 Mazda Miata Mayhem Motorsports /// Rainman F	Yokohama	Northern N Northeast	57.197 54.051 56.396	56.561 54.804	110.447 (0.076)
20	78	Jacob Witt Pemberton, MN	1992 Mazda Miata	Yokohama	Land O L Midwest	56.881 54.941 56.604	56.492 54.016	110.508 (0.061)
21	84	Blake Kane [184] Grandview, MO	1988 Honda CRX Si Thanks Andy!	Yokohama	Kansas C Midwest	56.622 53.064 55.721	57.611(1) 57.764(2)	110.539 (0.031)
22	123	John Toothaker [23] Spokane Valley, WA	1990 Mazda Miata to finish what you	Yokohama	Montana NorPac	57.742(1) 54.085 55.397	55.668 62.333(2)	110.542 (0.003)



* Indicates multiple mfg have been used during this event

Pronto Timing System

Results

2025 Tues/Wed Combined Tire Rack SCCA Solo Nationals
09/01/2025 - 09/05/2025



Timing System

www.ProntoTimingSystem.com

Pos	Nbr	Driver's name, Town	Car, Sponsor	Tire Mfg	Rgn,Div	Course 1, Course 2			Score
23	11	Mitch Fagundes [111] Clovis, CA	1989 Honda Civic R5	Yokohama	San Franc NorPac	56.540 58.996(2)	56.255 57.476(1)	56.115 54.535	110.650 (0.108)
24	192	Bailey Sampson [92] Spokane, WA	1991 Mazda Miata Sandwiches!	Yokohama	Montana Rocky Moun	63.883(2) 54.334	56.443 56.279(1)	58.577 61.651(1)	110.777 (0.127)
25	37	Jason Lee [137] Grand Forks, ND	1990 Mazda Miata MX-5	Yokohama	Badlands Midwest	57.207 56.571(1)	59.409(1) 58.100(2)	55.900 54.883	110.783 (0.006)
26	56	Andrew Edgecomb Webster, NY	1990 Mazda Miata Uncle Kunkel Racing Napp Motor	Yokohama	Finger Lak Northeast	56.155 68.869(3)	56.812 55.181	56.527 56.881	111.336 (0.553)
27	111	Ralph Elder [11] Folsom, CA	1989 Honda Civic Si RP Motorsports	Yokohama	San Franc NorPac	58.715 59.208(2)	57.356 55.194	57.159 75.010(1)	112.353 (1.017)
M	47	Robby Helms [147] Monroe, NC	1989 Honda Civic Si	Vitour	Central C Southeast	70.290 60.353	57.857 54.603	57.838 60.857	112.441 (0.088)
29	67	Brady Kruize Goldsboro, NC	1991 Mazda Miata	Yokohama	North Car Southeast	57.692 55.277	57.687 54.830	60.332(1) 55.987	112.517 (0.076)
30	86	Conner Herrick [186] McPherson, KS	1988 Honda CRX	Yokohama	Nebraska Midwest	56.570 56.954	56.535 56.094(1)	58.113(1) 59.398	112.629 (0.112)
31	93	Jashua Rodriguez McLeansville, NC	1990 Mazda Miata	Yokohama	Nebraska Midwest	58.131 55.720	63.598 54.916	57.805 70.123(5)	112.721 (0.092)
32	152	Steve Nelson [52] Albuquerque, NM	1993 Mazda Miata MightyMouse - Tiny Tires	Vitour	Rio Grand Rocky Moun	59.397 55.987	58.506 54.858	58.072 63.764	112.930 (0.209)
33	66	Luke Thompson Cambridge, Mn	1992 Mazda Miata	Yokohama	Land O L Midwest	58.797 57.552	57.354 57.500(1)	57.227 55.795	113.022 (0.092)
34	92	Daniel Haider [192] Spokane Valley, WA	1990 Mazda Miata	Yokohama	Montana Rocky Moun	58.324 56.658	58.624 55.895	57.438 59.539	113.333 (0.311)
35	12	Jeffrey Tattershall [112] Mead, CO	1988 Honda CRX Si Muffin Racing	Yokohama	Colorado Rocky Moun	58.252 57.699(1)	60.804(1) 56.688(1)	57.406 61.677(3)	114.094 (0.761)
36	147	Rob Leslie [47] Salem, VA	Honda CRX	Yokohama	Blue Ridg Southeast	65.629 57.382	58.982 56.480	65.546 58.509	115.462 (1.368)
M	64	Daniel Sato Pflugerville, TX	1988 Honda CRX	Yokohama	Texas Central	62.475(1) 59.900(1)	59.718 56.776	61.640 67.488(3)	116.494 (1.032)
38	52	Jim Garton [152] Albuquerque, NM	1993 Mazda Miata Thanks Steve!	Vitour	Rio Grand Midwest	60.581 60.209	58.651 57.917	58.613 58.244	116.530 (0.036)
39	88	Kevin Ortega [188] Vancouver, WA	1988 Honda CRX	Yokohama	Oregon S NorPac	61.774 59.032	64.140(2) 57.226	60.278 59.839	117.504 (0.974)
40	19	Timothy Dordon [152] Allegan, MI	1991 Honda Civic Si Me	Vitour	South Ben Central	65.113 60.220	60.405 59.389	59.643 57.865	117.508 (0.004)
M	69	William Pfannenstiel Tonganoxie, KS	1993 Honda Civic del sol si noroi.media	Falken	Kansas C Central	73.643 70.706	65.339(1) 61.170	61.829 68.105	122.999 (5.491)
42	68	Gary C Bennett [152] Conway, SC	1989 Honda CRX Si Remsen Trading Company	Bridgestone	South Car Southeast	69.966 69.879	62.298 62.135	61.580 63.290	124.870 (1.871)
M	71	Henry Savasten Kansas City, KS	1985 Toyota MR2	Falken	Kansas C Midwest	69.178 64.607	68.381 65.411(2)	65.822 67.376(1)	130.429 (5.559)

* Indicates multiple mfg have been used during this event

Pronto Timing System



Results

2025 Tues/Wed Combined Tire Rack SCCA Solo Nationals
09/01/2025 - 09/05/2025

Pos Nbr	Driver's name, Town	Car, Sponsor	Tire Mfg	Rgn,Div	Course 1, Course 2		Score
E Street Touring Ladies			Drivers: 5		Trophies: 2		Run Heat: 5
T 1	95 Stephanie Reynoso Austin, TX	1989 Honda Civic Si Howdy Honda/Black Armor Helm	Yokohama	Lone Star Southwest	57.466 55.901	56.709 54.364	110.397 56.695 53.702
T 2	188 Shelby Redding [88] Mountain Home, ID	1988 Honda CRX SI WMMFT	Yokohama	Snake Riv NorPac	57.582 55.970(1)	57.090 54.260	110.722 56.700 54.022 (0.325)
3	23 Chelsea Tattershall Mead, CO	1988 Honda CRX Si Muffin Racing	Yokohama	Colorado Rocky Moun	62.748 59.832	61.957 58.240	117.670 60.000 57.670 (6.948)
4	66 Jill Thompson Bemidji, MN	1992 Mazda Miata	Yokohama	Nebraska Midwest	66.388(3) 62.167(1)	65.250(3) 57.503	118.014 60.511 60.623(2) (0.344)
5	88 Angelique Ortega [188] Vancouver, WA	1988 Honda CRX	Vitour	Oregon NorPac	63.568 59.664	61.233 59.720	120.335 61.226 59.109 (2.321)

Results

2025 Tues/Wed Combined Tire Rack SCCA Solo Nationals
09/01/2025 - 09/05/2025



Timing System

www.ProntoTimingSystem.com

Pos Nbr	Driver's name, Town	Car, Sponsor	Tire Mfg	Rgn,Div	Course 1, Course 2		Score	
G Street Touring			Drivers: 21	Trophies: 6		Run Heat: 3		
T 1	49 Chris Yoder Pittsburgh, PA	2017 Honda Civic Si Green Apple Auto Works Cone D	Other	Steel Citi Northeast	52.424 54.475	51.952 54.327	51.810 53.911	105.721
T 2	81 Mark Stevens Bellville, OH	2018 Audi TT	Bridgestone	Northwest Great Lakes	52.764 55.471	52.226 55.120	51.786 54.270	106.056 (0.335)
T 3	193 Kyle Hemp [93] Sun Prairie, WI	2022 Subaru WRX Topshelf Performance	Bridgestone	Milwauke Central	52.554 56.980	54.417(1) 55.225	52.509 54.904	107.413 (1.357)
T 4	92 Nate Chester Fairfield, OH	2015 Subaru WRX Overtake	Bridgestone	Cincinnati Great Lakes	53.185 55.472	55.003(1) 55.582	52.526 55.393	107.919 (0.506)
T 5	173 Niles Davis [73] Overland Park, KS	2009 Chevrolet Cobalt SS Team RDR	Bridgestone	Kansas C Midwest	55.500(1) 60.749(2)	53.439 55.908	55.351(1) 55.350	108.789 (0.870)
T 6	93 Brandon Slater [193] Fort Worth, TX	2022 Subaru WRX Doghouse Performance	Bridgestone	Texas Southwest	53.306 56.552	53.421 56.410	59.020 55.870	109.176 (0.387)
	7 78 Jonathan Newcombe Jacksonville, FL	2020 Honda Civic si	Bridgestone	Buccanee Southeast	53.075 58.105(1)	53.488 56.126	53.092 56.168	109.201 (0.025)
	8 18 John Pisciotta [118] Austin, TX	2019 Subaru WRX Road Trip Racing Team	Bridgestone	Texas Southwest	56.411(1) 56.843	53.917 56.533	53.336 56.355	109.691 (0.490)
	9 91 Jason Proksch Edwardsville, IL	2018 BMW i3s Napoleon Complex Racing	Bridgestone	St. Louis Central	54.332 56.282	53.772 56.414	53.862 56.881	110.054 (0.363)
	10 80 Jon Stef Minneapolis, MN	2011 Subaru WRX Head gasket factory	Bridgestone	Land O L Midwest	55.462 58.311	54.853 56.378	54.146 57.582(1)	110.524 (0.470)
	11 167 Andrew Nienhuis [67] Dorr, MI	2016 Volkswagen GTI	Bridgestone	South Ben Great Lakes	53.866 58.390(1)	53.421 58.981(1)	59.441(3) 57.123	110.544 (0.020)
	12 71 David Clemens [171] Roanoke, VA	2023 Subaru WRX Stinger Motorsports	Bridgestone	Blue Ridg Southeast	57.581 57.083	53.585 57.190	53.476 57.496	110.559 (0.015)
	13 196 Keith McWilliams [96] Albuquerque, NM	2012 Mazda Mazdaspeed3	Bridgestone	Rio Grand Rocky Moun	55.214 56.628	54.653 56.560	54.132 56.860	110.692 (0.133)
	14 171 Joe Walker [71] Check, VA	2023 Subaru WRX Fullsend Racing	Bridgestone	Blue Ridg Southeast	55.270 56.799	54.305 56.951	54.351 56.600	110.905 (0.213)
	15 73 Jon Robertson [173] Blue Springs, MO	2009 Chevrolet Cobalt SS C Team RDR /// Bob Hindson Racin	Bridgestone	Kansas C Midwest	54.321 57.652	54.578 57.100	54.272 56.732	111.004 (0.099)
	16 118 Michael Martins [18] uhland, TX	2019 Subaru WRX	Bridgestone	Texas Central	55.371 57.875	55.953 57.443	54.469 56.965	111.434 (0.430)
	17 162 George Emery [62] Seaside, OR	2018 Ford Focus ST	Yokohama	Oregon NorPac	55.470 57.722	56.154 57.164	55.058 56.540	111.598 (0.164)
M	18 62 Thomas Bennett [162] Sisters, OR	2018 Ford Focus ST Gainful Employment	Yokohama	Oregon NorPac	58.394(2) 57.665	57.058(1) 57.467	59.303(2) 56.876	113.934 (2.336)
	19 77 Dustin Jones Hendersonville, TN	2016 Ford Focus ST	Bridgestone	Tennessee Southeast	63.751 58.611	56.142 75.214(3)	56.019 58.290	114.309 (0.375)
	20 67 Ron J Nienhuis [167] West Olive, MI	2016 Volkswagen GTI	Bridgestone	South Ben Great Lakes	61.260 73.756	61.618(1) 66.235	58.508 62.894	121.402 (7.093)
M	21 96 Sean McWilliams [196] Las Cruces, NM	2012 Mazda Speed 3	Bridgestone	Rio Grand Southwest	62.945 66.516	66.315(1) 64.458	61.861 63.435	125.296 (3.894)



* Indicates multiple mfg have been used during this event

Pronto Timing System

Results

2025 Tues/Wed Combined Tire Rack SCCA Solo Nationals
09/01/2025 - 09/05/2025



Timing System

www.ProntoTimingSystem.com

Pos Nbr	Driver's name, Town	Car, Sponsor	Tire Mfg	Rgn,Div	Course 1, Course 2		Score
Super Street Prepared			Drivers: 14	Trophies: 5		Run Heat: 1	
T 1	46 Jeff Wong Waddell, AZ	2019 Chevrolet Corvette ProParts USA	Hoosier	Arizona SoPac	51.139(1) 48.393 54.962	48.506 52.015 50.473	98.866
T 2	74 Doug Rowse [174] Phoenix, AZ	2018 Porsche GT3 Evo School/Cortez Visual Commun	Hoosier	Arizona SoPac	49.040 54.878	49.396 50.671 50.726	99.342 (0.476)
T 3	97 G.J. Dixon [197] Scarsdale, NY	2023 Porsche GT4 RS Thanks Yury!	Hoosier	New York Northeast	50.989(1) 55.381	49.672 51.669 48.938 51.156	100.094 (0.752)
T 4	196 Mike Kuhn [96] Charlotte, NC	2015 Porsche GT3 Essex AP Racing / GMP Performa	Hoosier	Central C Southeast	49.695 55.347(1)	49.781 51.336 49.405 51.107	100.512 (0.418)
T 5	193 Eric Stemler [93] Pensacola Beach, FL	2003 Chevrolet Corvette Z0	Hoosier	Gulf Coas Southeast	50.264 56.835(1)	56.054(3) 51.848 49.298 55.251(2)	101.146 (0.634)
6	197 Yury Kholondyrev [97] Bronxville, NY	2023 Porsche GT4 RS	Hoosier	Northern Northeast	49.884 52.371	49.994 51.997 49.952 51.640	101.524 (0.378)
7	174 christopher dressler [74] FAIRLESS HILLS, PA	2018 Porsche GT3 Joefis Racing	Hoosier	Northeast Northeast	51.103 52.585	50.484 52.200 49.759 52.982	101.959 (0.435)
8	103 Cory Hockenbury [3] East Stroudsburg, PA	2014 Porsche GT3	Hoosier	Northeast Northeast	57.030(4) 53.451	50.056 52.523 50.087 52.731	102.579 (0.620)
9	3 Ryan Hockenbury [103] Mountain Top, PA	2014 Porsche GT3	Hoosier	Northeast Northeast	58.236(2) 56.630	51.571 53.051 52.366 55.002	104.622 (2.043)
10	9 Donour Sizemore Nashville, TN	2020 Lotus Evora yes	Bridgestone	Tennessee Southeast	55.141(1) 56.499	52.237 53.940 52.020 53.405	105.642 (1.020)
11	96 Sami Kravetz [196] Charlotte, NC	2015 Porsche 991.1 GT3 Essex Parts / GMP Performance / L	Hoosier	Central C Southeast	53.675 61.308	53.124 54.977 52.480 53.991	106.471 (0.829)
12	5 Brandon Hurst Fruit Heights, UT	2022 Tesla S Plaid	Hoosier	Utah Rocky Moun	54.132 57.397	54.060 54.602 53.793 54.560	108.353 (1.882)
13	93 Steve Waters [193] Smyrna, GA	2003 Chevrolet Corvette Z0	Hoosier	Atlanta Southeast	54.266 64.926(1)	53.627(1) 61.781(1) 57.262(3) 58.070(1)	111.697 (3.344)
M 14	35 Ryan Kennedy Ramona, CA	2006 Subaru Impreza WRX	Yokohama	San Diego SoPac	DNS DNS	DNS DNS DNS DNS	No Time



* Indicates multiple mfg have been used during this event

Results

2025 Tues/Wed Combined Tire Rack SCCA Solo Nationals
09/01/2025 - 09/05/2025

Timing System

www.ProntoTimingSystem.com

Pos	Nbr	Driver's name, Town	Car, Sponsor	Tire Mfg	Rgn,Div	Course 1, Course 2		Score	
C Street Prepared				Drivers: 25	Trophies: 7		Run Heat: 4		
T 1	195	Christian Kolmers [95] Marietta, GA	2002 Mazda Miata	Hoosier	Atlanta Southeast	52.036 49.921	51.699 49.359	51.175 53.299(2)	100.534
T 2	160	Stephen King [60] Tempe, AZ	1994 Mazda Miata Burrow Family Racing	Hoosier	Arizona B Southwest	52.396 49.157	51.919 48.973	51.682 49.017	100.655 (0.121)
T 3	86	Gregory Hahn Port Saint Lucie, FL	2016 Mazda Miata Team Peculiar	Hoosier	Central F Southeast	54.770(1) 49.614	51.622 49.172	51.720 51.702(1)	100.794 (0.139)
T 4	126	Christian Patrick [26] Frankfort, KY	2016 Mazda Miata BBL Racing	Hoosier	Central K Great Lakes	52.715 49.555	51.624 49.899	51.877 53.383(2)	101.523 (0.729)
T 5	157	Jeff Dobbins [57] Hudson, NC	2000 Mazda Miata	Hoosier	East Tenn Southeast	55.607(1) 50.011	52.868 49.787	51.945 52.155(1)	101.732 (0.209)
T 6	197	Kerry Coughlin [97] Prairieville, LA	1999 Mazda Miata ChrisCarverMotorSports OnTheLec	Firestone	Delta Southwest	53.202 49.611	52.288 52.588(1)	52.641 49.493	101.781 (0.049)
T 7	87	Nick Dunlap [187] Rockledge, FL	1999 Mazda Miata	Hoosier	Central F Southeast	53.556 51.315	52.984 49.989	52.661 49.830	102.491 (0.710)
	8	36 Samuel Anderson Red Deer, AB	1992 Mazda Miata Anderson Racing	Hoosier	Rocky Moun	53.408 51.088	53.266 50.212	53.099 49.869	102.968 (0.477)
	9	60 Hayden Pirrera [160] Gilbert, AZ	1994 Mazda Miata Burrow Family Racing	Hoosier	Phoenix A Southwest	54.358(1) 50.945	52.569 50.682	52.497 53.055	103.179 (0.211)
	10	57 Justin Crump [157] Lenoir, NC	2000 Mazda Miata	Hoosier	East Tenn Southeast	54.040(1) 52.032(1)	52.437 53.986(2)	53.898(1) 50.748	103.185 (0.006)
	11	185 Eric Brown [85] La Grange, KY	2019 Mazda Miata	Hoosier	Kentucky Great Lakes	53.422 60.871(5)	53.561 50.666	53.486 50.185	103.607 (0.422)
	12	97 Drew Coughlin [197] Prairieville, LA	1999 Mazda Miata ChrisCarverMotorSports OnTheLec	Hoosier	Delta Southwest	55.453 52.633	53.809 50.928	53.803 51.044	104.731 (1.124)
	13	187 Caitlin Dunlap [87] Rockledge, FL	1999 Mazda Miata	Hoosier	Central F Southeast	54.983 53.345(1)	53.595 52.640(1)	53.250 52.242(1)	105.492 (0.761)
	14	74 John Hatakeyama [174] Redmond, WA	1995 Mazda Miata Wideboi Miats	Hoosier	Northwest NorPac	57.575(1) 54.484(1)	54.318 55.451(2)	58.135(2) 51.767	106.085 (0.593)
	15	193 Kevin Venisnik [93] Scottsdale, AZ	1993 Mazda Miata AZ	Hoosier	Phoenix A SoPac	55.495 52.764	54.720 52.071	61.088(3) 53.542(1)	106.791 (0.706)
	16	26 Michaias Wilson [126] Frankfort, KY	2017 Mazda MX-5	Hoosier	Central K Central	55.713 56.256(1)	54.464 52.807	54.160 52.354	106.818 (0.027)
	17	93 Tim Bergstrom [193] Scottsdale, AZ	1993 Mazda Miata Venisnik Motorsports	Hoosier	Phoenix A SoPac	54.838 53.726	54.205 52.716	54.444 61.654(1)	106.921 (0.103)
M	18	27 Aaron Dewey Omaha, NE	1994 Mazda Miata	Hoosier	Nebraska Midwest	57.273 54.178	56.386 53.327	55.141 52.661	107.802 (0.881)
	19	174 Geoff Bastian [74] Easton, PA	1995 Mazda Miata Uncle Kunkel Racing	Hoosier	Northeast Northeast	55.113 54.414(1)	55.948 53.275(1)	55.724(1) 54.014(1)	108.388 (0.586)
	20	85 Erik Mohn [185] Crestwood, KY	2019 Mazda MX-5	Hoosier	Kentucky Central	57.088 55.356	56.087 52.554	58.447(1) 52.485	108.572 (0.184)
	21	91 Steve Eberlein M Aledo, TX	1990 Mazda Miata MiataRoadster.com	Hoosier	Texas Southwest	57.115 54.161	55.950 53.591	55.912 53.026	108.938 (0.366)
M	22	95 Matt Murray [195] Westport, CT	2002 Mazda MX-5 Hoosier Racing Tire	Hoosier	Northern Northeast	59.504 56.665	58.464 54.917	56.517 54.415	110.932 (1.994)



* Indicates multiple mfg have been used during this event

Pronto Timing System

Results

2025 Tues/Wed Combined Tire Rack SCCA Solo Nationals
09/01/2025 - 09/05/2025



Timing System

www.ProntoTimingSystem.com

Pos	Nbr	Driver's name, Town	Car, Sponsor	Tire Mfg	Rgn,Div	Course 1, Course 2			Score
23	133	Mike Toombs	1994 Mazda Miata	Hoosier	Finger Lak	59.337	59.817	59.758	115.571
M	[33]	Rochester, NY	Black Frog Racing		Northeast	66.945(1)	57.371	56.234	(4.639)
24	33	Paul Krysiak	1994 Mazda Miata	Hoosier	New Eng	65.869	63.262	62.979	125.279
M	[133]	Tolland, CT	thanks Leafy		Northeast	63.678(1)	64.366(1)	62.300(1)	(9.708)
25	44	Joe Smith	2007 Mazda MX-5	Vitour	Kansas	DNS	DNS	DNS	No Time
		Topeka, KS			Midwest	DNS	DNS	DNS	
C Street Prepared Ladies				Drivers: 3	Trophies: 1			Run Heat: 1	
T 1	95	Ashley Weaver	2002 Mazda Miata	Hoosier	Atlanta	56.539(1)	54.802	53.339	107.506
		Marietta, GA			Southeast	86.147	57.612	54.167	
2	126	Melody Scott	1995 Mazda Miata	Hoosier	Finger Lak	59.408(1)	55.022	59.655(1)	114.045
	[26]	Rochester, NY			Northeast	64.393(2)	55.030	54.637(1)	(6.539)
3	26	Shauna Bastian	1995 Mazda Miata	Hoosier	Northeast	67.970	63.194	58.614	120.267
	[126]	Easton, PA			Northeast	83.265(2)	65.348(1)	61.653(1)	(6.222)
Super Street Modified				Drivers: 11	Trophies: 4			Run Heat: 5	
T 1	196	Randall Wilcox	1996 Mazda Miata	Hoosier	South Car	48.525	48.415	48.184	98.088
	[96]	Columbia, SC	Greyhound Pets of America/Top E		Southeast	50.616	70.197	49.904	
T 2	90	Matt Zyskowski	1990 Mazda Miata	Hoosier	Northwest	49.901	58.714(5)	49.207	100.498
	[190]	Everett, WA	Miata Roadster		NorPac	52.917	51.942	51.291	(2.410)
T 3	96	Eric Anderson	1996 Mazda Miata	Hoosier	Tennessee	49.853	49.442	49.886	100.708
	[196]	Knoxville, TN	Greyhound Pets of America / Top E		Southeast	53.207	52.471	51.266	(0.210)
T 4	190	Bob Bundy	1990 Mazda Miata	Hoosier	Northwest	49.840	49.858	49.766	102.124
	[90]	Anacortes, WA	MiataRoadster		NorPac	52.358	52.366	52.415	(1.416)
5	94	Ryan Neff	2011 Lotus Evora S	Bridgestone	Colorado	52.015	50.887	51.904(1)	103.851
		Zebulon MSC			Rocky Moun	53.667	54.076	52.964	(1.727)
6	127	Dan Simionescu	Tesla Model 3 Performance	Vitour	Central F	50.884	50.628	52.134(1)	104.726
	[27]	Orlando, FL			Southeast	59.896(1)	59.124(2)	54.098	(0.875)
7	73	Jason Amistadi	2005 Honda S2000	Hoosier	Central C	52.599	53.063	54.409(1)	108.888
		Charlotte, NC	@georgetheracemonkey		Southeast	57.568	56.289	57.600(1)	(4.162)
8	95	Dan Giro	1990 Mazda Miata	Hoosier	Lone Star	56.545	55.103	54.815	111.899
		Austin, TX			Southwest	61.108	58.807	57.084	(3.011)
9	13	Mike Sullivan	1990 Mazda Miata	Hoosier	Lone Star	56.456	55.761	55.145	112.666
	[113]	Del Valle, TX	Team Dent		Southwest	59.969(1)	57.521	58.254	(0.767)
10	44	Joe Smith	2007 Mazda MX-5	Falken		62.665	58.962	59.916(1)	119.536
						61.723	63.013	60.574	(6.870)
11	27	Chip Fatol	2006 Mazda MX-5	Vitour	Chicago	52.561	51.832	50.768	No Time
	[127]	Island Lake, IL			Midwest	DNS	DNS	DNS	
Super Street Modified Ladies				Drivers: 2	Trophies: 1			Run Heat: 1	
T 1	91	Dawn Sullivan	1990 Mazda Miata	Hoosier	Lone Star	60.869	58.981	57.564	117.371
		Del Valle, TX	Team Dent		Southwest	84.991	66.557	59.807	
2	89	Sharon Eberlein	1990 Mazda Miata	Hoosier	Texas	62.551	62.871(1)	59.274	119.143
M		Aledo, TX	MiataRoadster.com		Southwest	65.134	60.587	59.869	(1.772)



* Indicates multiple mfg have been used during this event

Pronto Timing System

Results

2025 Tues/Wed Combined Tire Rack SCCA Solo Nationals
09/01/2025 - 09/05/2025

Pos	Nbr	Driver's name, Town	Car, Sponsor	Tire Mfg	Rgn,Div	Course 1, Course 2		Score	
Street Modified FWD						Drivers: 12	Trophies: 4	Run Heat: 3	
T 1	198	Craig Wilcox [98] BLUE SPRINGS, MO	1999 Honda Civic OS Giken - Dirty Bobs Garage - O	Hoosier	Kansas C Midwest	53.214(1) 51.236(1)	54.939(2) 49.692	51.551 48.627	100.178
T 2	98	Joe Silva [198] Manhattan, KS	1999 Honda Civic OS Giken	Hoosier	Salina Midwest	52.519 51.259	54.478(1) 104.682(1)	51.633 57.925	102.892 (2.714)
T 3	99	Stevenray Beall Minot, ND	2013 Mini Cooper JCW	Hoosier	Badlands Midwest	53.458 53.410(1)	53.247 52.771	53.204 52.332	105.536 (2.644)
T 4	156	Nick Bradenbaugh [56] York, PA	1991 Honda Crx DragWorks	Hoosier	Susqueha Northeast	53.921 53.721	54.465 55.664(1)	53.777 53.331	107.108 (1.572)
	5	34 Kevin Knop Yukon, OK	2015 Ford Focus ST Edge Autosport	Hoosier	Oklahoma Midwest	56.349 54.459	55.616 52.895	55.608 52.612	108.220 (1.112)
	6	56 Jesse Stahlman [156] Spring Grove, PA	1991 Honda CRX Dragworks	Hoosier	Susqueha Northeast	56.523 55.173	56.610 54.818(1)	55.878 53.103	108.981 (0.761)
	7	9 Joseph Austin NEWBURGH, NY	2012 Mini Coupe S	Hoosier	Red Hills Southeast	61.817 59.245(1)	58.638 57.569	61.029(1) 57.455	116.093 (7.112)
M	8	68 Jonathan Bennett Rock Hill, SC	1990 Honda CRX Driven Tuning FVP Parts	Hoosier	Central C Southeast	DSQ 52.087(1)	DSQ 48.950	DSQ 48.811	No Time
	9	196 Andrew Bower [96] Paxinos, PA	1990 Honda Civic Just Me	Hoosier	Northeast Northeast	53.042 DNS	54.094 DNS	53.757 DNS	No Time
	10	96 Zach Gemmill [196] york, PA	1990 Honda Civic	Hoosier	Susqueha Northeast	59.760 0.000	57.750 DNS	56.655 DNS	No Time
	11	43 Joel Hall [143] Sachse, TX	1990 Honda CRX Wylie Milk Company	Hoosier	Texas Southwest	DNS DNS	DNS DNS	DNS DNS	No Time
	12	143 Kevin Ceron [43] Fort Worth, TX	1990 Honda CRX	Hoosier	Texas Southwest	DNS DNS	DNS DNS	DNS DNS	No Time

Results

2025 Tues/Wed Combined Tire Rack SCCA Solo Nationals
09/01/2025 - 09/05/2025



Timing System

www.ProntoTimingSystem.com

Pos	Nbr	Driver's name, Town	Car, Sponsor	Tire Mfg	Rgn,Div	Course 1, Course 2	Score	
C Prepared				Drivers: 37	Trophies: 10		Run Heat: 3	
T 1	136	Michael Maier [36] Livermore, CA	1965 Ford GT 350 Mike Maier Inc	Hoosier	San Franc NorPac	48.992 52.050 51.291	48.508 49.055 50.701	99.209
T 2	188	Skyler Sisson [88] Eagle Mountain, UT	1965 Ford Mustang ChicaneRacing.com	Hoosier	Utah Rocky Moun	52.421(2) 52.721(1)	58.113(4) 51.640 53.455(1)	48.470 (0.901)
T 3	165	Robert Lewis [65] Tallahassee, FL	1982 Ford Mustang Mod Squad Garage	Hoosier	Red Hills Southeast	50.016 51.889	53.201(2) 51.488 70.684(2)	50.365 (1.394)
T 4	65	Tommy Pulliam [165] Duluth, GA	1982 Ford Mustang Mod Squad Garage	Hoosier	Atlanta Southeast	54.891(2) 56.358(1)	50.422 52.330 52.498	49.895 (0.721)
T 5	79	Darrel Padberg [179] Live Oak, FL	1988 Ford Mustang Mod Squad Garage	Hoosier	Red Hills Southeast	56.933(3) 54.483	50.714 52.776 52.114	50.526 (0.415)
T 6	141	Ethan Bradbury [41] Oak Harbor, OH	1987 Ford Thunderbird - NV	Hoosier	Northwest Great Lakes	58.624(4) 52.579	51.981 51.562 50.959	54.788(2) (0.300)
T 7	196	Todd Farris [96] Bryan, TX	1998 Chevrolet Camaro	Hoosier	Houston Southwest	51.171 53.574	50.945 53.581 52.583	55.350(2) (0.588)
T 8	184	Derek Latshaw [84] East Berlin, PA	2006 Ford Mustang GT Dragworks	Hoosier	Susqueha Northeast	52.637 54.071	51.833 53.425 53.051	50.825 (0.348)
T 9	18	Kyle Chipps [118] Lansing, MI	1993 Ford Mustang	Hoosier	Saginaw V Great Lakes	51.384 55.738(1)	52.390(1) 53.255 53.749	52.732(1) (0.763)
T10	181	Paul Przyborski [81] Catonsville, MD	1981 Chevrolet Camaro teamziptie.com	Hoosier	Washingt Northeast	52.028 63.524	51.320 53.816 53.644	51.033 (0.038)
11	118	Sean Tate [18] Lansing, MI	1979 Ford Mustang	Hoosier	Saginaw V Great Lakes	50.483 62.735	53.331(1) 55.008 54.359	53.300(1) (0.165)
12	96	Jeff Minor [196] Spring, TX	1998 Chevrolet Camaro SweatyNation	Hoosier	Houston Southwest	53.526(1) 56.142	51.552 53.346 53.604	57.679 (0.056)
13	81	JG Pasterjak [181] Ormond Beach, FL	1981 Chevrolet Camaro	Hoosier	Central F Southeast	53.198 55.469	51.984 54.726 52.939	53.503(1) (0.025)
14	43	Chris Miller [143] Pleasant Hill, IA	1979 Ford Mustang Turbo	Hoosier	Des Moin Midwest	52.726 55.203	51.260 54.035 53.772	51.182 (0.031)
15	36	Brianne Maier [136] Livermore, CA	1965 Ford GT 350 Mike Maier Inc	Hoosier	San Franc NorPac	54.049(1) 56.976	51.909 56.332(1) 53.532	55.245(2) (0.487)
16	84	Dennis Latshaw [184] Hanover, PA	2006 Ford Mustang	Hoosier	Susqueha Northeast	52.866 56.407	54.113(1) 53.832 53.984	51.686 (0.077)
17	134	Mick Maier [34] Livermore, CA	1965 Ford Mustang Mike Maier Inc	Hoosier	San Franc NorPac	55.536(2) 53.930	52.589 55.204(1) 58.809(1)	51.614 (0.026)
18	49	Albert Hermans Raytown, MO	1997 Ford Mustang Cobra SDC Engineering / CUJO Racing	Hoosier	Kansas C Midwest	52.977 56.954	51.800 55.352 53.965	53.512(1) (0.221)
19	41	Nicholas Deneault [141] Berkley, MI	1987 Ford Thunderbird	Hoosier	Northwest Great Lakes	52.866 55.394	65.383 53.296 52.967	54.197(1) (0.068)
20	179	Anthony Espinosa [79] Santa Fe, TX	1986 Ford Mustang ClearLake Speed Center	Hoosier	Houston Southeast	55.477(1) 61.649(2)	53.232 54.444 54.891	53.900 (1.843)
21	129	Travis Durant [29] Omaha, NE	1981 Chevrolet Camaro	Hoosier	Nebraska Midwest	55.610(1) 56.269	52.122 56.149 DNS	56.495(2) (0.595)
22	149	Donna Bartling [49] The Woodlands, TX	1986 Ford Mustang Cobra ClearLake Speed Center	Hoosier	Houston Southeast	57.230(2) 61.317	52.380 57.892 56.370	53.973(1) (0.479)



* Indicates multiple mfg have been used during this event

Results

2025 Tues/Wed Combined Tire Rack SCCA Solo Nationals
09/01/2025 - 09/05/2025



Timing System

www.ProntoTimingSystem.com

Pos	Nbr	Driver's name, Town	Car, Sponsor	Tire Mfg	Rgn,Div	Course 1, Course 2		Score	
23	88	Ralph Pensel [188] Sandy, UT	1965 Ford Mustang	Hoosier	Utah	90.918(3)	54.405	52.626	108.759
					Rocky Moun	58.156	56.133	54.380	(0.009)
24	132	Marshal Hill [32] Auburn, WA	1985 Ford Mustang < This Car Is For Sale	Avon	Northwest	54.874	53.469	54.384	109.039
					NorPac	56.446	55.570	56.333	(0.280)
25	52	David Ballance [152] Virginia Beach, VA	2009 Ford Mustang	Hoosier	Old Domi	55.736(1)	53.177	53.638	109.135
					Southeast	58.832	56.312	55.958	(0.096)
M	26	152 Evan Clary [52] Shackelfords, VA	2009 Ford Mustang GT	Hoosier	Old Domi	55.962	55.998	54.313	110.227
					Southeast	57.984	56.193	55.914	(1.092)
27	27	Bob Ely [132] Colorado Springs, CO	1969 Ford Mustang Acme Racing	Hoosier	Continent	59.245(1)	55.290	54.722	110.704
					Rocky Moun	62.702	58.127	55.982	(0.477)
28	97	Casey Brown AUBURN, MA	1992 Ford Mustang Texas A&M Sports Car Club	Hoosier	New Eng	56.420	58.179(1)	56.826	114.011
					Northeast	60.707	58.118	57.591	(3.307)
29	34	Art Martinez [134] Wichita, KS	1982 Pontiac MSE TA	Hoosier	Wichita	59.783	56.874	55.433	114.031
					Midwest	59.347	59.467	58.598	(0.020)
30	8	Nathan Mccrary Hueytown, AL	1965 Chevrolet Corvair	Hoosier	Alabama	56.640	56.331	57.243(1)	114.216
					Southeast	61.192	59.180	57.885	(0.185)
31	29	Dave Zitzlsperger [129] Bellevue, NE	1981 Chevrolet Camaro R&S Racing	Hoosier	Nebraska	56.774	57.651(1)	55.900	116.334
					Midwest	79.921	60.434	DNS	(2.118)
32	16	Steven Glaab [132] Omaha, NE	1985 Ford Mustang GT My USAF Retirement Fund	Hoosier	Nebraska	59.396	60.013(1)	58.090	116.425
					Midwest	61.469	60.233	58.335	(0.091)
33	32	Russell Hill [132] Kent, WA	1985 Ford Mustang GT This car is for sale.	Avon	Northwest	58.947	58.782	57.139	116.844
					NorPac	65.253(1)	59.705	60.547	(0.419)
34	11	Travis Bolton Liberty, MO	1965 Chevrolet Corvair	Hoosier	Kansas C	58.905	58.186	57.789	119.209
					Midwest	62.861	61.982	61.420	(2.365)
35	85	Rick Ruth [132] OFallon, MO	1977 Ford MiniBoss Hoosier Racing Tire	Hoosier	Chicago	59.320	59.542	60.171(1)	121.836
					Central	67.344	64.551	62.516	(2.627)
36	99	Dick Berger [132] Kansas City, Mo	1968 Chevrolet corvair Fullmoon Racing/BHR/KC Racewa	Hoosier	Kansas C	68.747	73.598	63.641	132.521
					Midwest	73.244	68.935	68.880	(10.685)
37	6	Charlie Clark [132] ROELAND PARK, KS	Chevrolet corvair kc raceware	Hoosier	Kansas C	65.705	63.480	60.386	138.307
					Midwest	77.921	69.393	74.600	(5.786)
C Prepared Ladies				Drivers: 3	Trophies: 1	Run Heat: 5			
T 1	165	Tracy Lewis [65] Tallahassee, FL	1982 Ford Mustang Mod Squad Garage	Hoosier	Red Hills	53.750	53.243	54.667(1)	107.600
					Southeast	58.815(1)	55.469	54.357	
2	65	Aly Kelvin [165] TALLAHASSEE, FL	1982 Ford Mustang Mod Squad Garage	Hoosier	Red Hills	71.346	58.620(1)	54.872	111.578
					Southeast	59.938	57.869	56.706	(3.978)
3	85	Aimie Ruth [132] O Fallon, MO	1977 Ford MiniBoss Hoosier Racing Tire	Hoosier	Chicago	68.012	57.870(1)	57.065	114.419
					Central	58.047	57.354	80.012(3)	(2.841)



* Indicates multiple mfg have been used during this event

Results

2025 Tues/Wed Combined Tire Rack SCCA Solo Nationals
09/01/2025 - 09/05/2025



Timing System

www.ProntoTimingSystem.com

Pos	Nbr	Driver's name, Town	Car, Sponsor	Tire Mfg	Rgn,Div	Course 1, Course 2	Score		
E Prepared				Drivers: 6	Trophies: 2		Run Heat: 3		
T 1	198	Patrick Washburn	1999 Honda Civic Type LL	Hoosier	Milwaukee	51.771	51.647	51.677	102.283
M	[98]	Wausau, WI	Lucky Lugnut Racing/King Motors		Midwest	50.636	57.020(2)	52.550(1)	
T 2	91	Chris Raglin	1986 Honda Civic	Goodyear	Atlanta	52.472	51.944	51.803	102.919
		Canton, GA			Southeast	65.100(7)	51.116	52.300(1)	(0.636)
3	107	Doug Stoots	1989 Honda Civic SI	Hoosier	Northwest	54.327	54.594	55.101	105.669
	[7]	Oregon, OH	Casino Motorsports		Great Lakes	53.945(1)	51.751	51.342	(2.750)
4	98	Chris DeLay	1999 Honda Civic Type LL	Hoosier	Kansas C	53.149	54.279(1)	52.303	106.130
	[198]	Liberty, MO	Lucky Lugnut Racing/King Motors		Central	40.437	53.827(2)	54.176	(0.461)
5	7	Robert Chrismas	1989 Honda Civic Si	Hoosier	Northwest	55.845	55.279	57.079(1)	107.397
M	[107]	Genoa, OH	Casino Motorsports		Great Lakes	54.093	55.299(1)	52.118	(1.267)
6	74	Nick Newcome	1998 Honda Civic	Hoosier	Northern	56.990	56.986	55.824	107.607
	[174]	Pickerington, OH	Realspeed		Great Lakes	53.280	52.452	51.783	(0.210)
D Modified				Drivers: 8	Trophies: 3		Run Heat: 1		
T 1	175	Jeremy Ellerby	1994 Sprinto RC 1.4T	Goodyear	Iowa	50.797	49.552	49.042	96.615
	[75]	Marion, IA	Spinto		Central	58.442	50.407	47.573	
T 2	199	Jeff Cashmore	1965 Lotus Elan	Hoosier	Phoenix A	49.919	49.716	49.396	97.143
	[99]	Tucson, AZ	Uncle Kunkel Racing - Thanks Ch		SoPac	54.394	49.557	47.747	(0.528)
T 3	75	Emery Seaton	1994 Sprinto RC 1.4 T	Goodyear	Iowa	67.360	51.616	50.019	99.455
	[175]	Mason City, IA	Penguin Garage; B Good Racing		Midwest	59.821	52.968	49.436	(2.312)
4	1	Ted Lewis	1965 Lotus Elan	Hoosier	Arizona	57.050	54.168	52.590	104.069
M	[101]	New River, AZ	Hoosier		SoPac	61.105	53.189	51.479	(4.614)
5	101	Mark Yakich	1965 Lotus Elan	Hoosier	Arizona B	97.415	56.760(1)	53.700	105.716
M	[1]	Casa Grande, AZ	Teds Emporium		Southwest	65.030	54.726	52.016	(1.647)
6	99	Mike Haniszewski	1965 Lotus Elan	Hoosier	Finger Lak	60.298(1)	55.865(1)	54.574	106.358
	[199]	North Tonawanda, NY			Northeast	61.993(1)	54.354	51.784	(0.642)
7	91	Craig Carr	1969 Lotus Elan	Hoosier	Northwest	54.788	53.431	53.330	106.437
M		Youngstown, OH	Wiseman BDYHF? Racing; C&G E		Great Lakes	60.587	54.458	53.107	(0.079)
8	13	Lawrence Danton	1990 Mazda Hondiata	Hoosier	Northwest	54.409	54.067	53.951	107.481
		Ellensburg, WA	Blackbird Wraps & Vinyl		NorPac	60.810	66.679(4)	53.530	(1.044)
D Modified Ladies				Drivers: 1	Trophies: 1		Run Heat: 3		
T 1	13	Dawn Danton	1990 Mazda Hondiata	Hoosier	Northwest	56.569	56.767	56.672	110.552
		Ellensburg, WA	Blackbird Wraps & Vinyl		NorPac	54.807	53.983	64.008(1)	



* Indicates multiple mfg have been used during this event

Results

2025 Tues/Wed Combined Tire Rack SCCA Solo Nationals
09/01/2025 - 09/05/2025



Timing System

www.ProntoTimingSystem.com

Pos	Nbr	Driver's name, Town	Car, Sponsor	Tire Mfg	Rgn,Div	Course 1, Course 2		Score	
F Modified				Drivers: 22	Trophies: 7		Run Heat: 5		
T 1	199	Jason Hobbs [99] Saint Michael, MN	1999 Novakar J9 Foremost Flooring	Hoosier	Land O L Midwest	47.906 46.223	47.852 45.607	47.825 50.241(2)	93.432
T 2	92	Michael Feeny [192] Colorado Springs, CO	2008 Novakar J9	Hoosier	Colorado Rocky Moun	49.589 49.707(1)	49.085 46.579	48.591 45.765	94.356 (0.924)
T 3	99	Matt Murphy [199] Minneapolis, MN	1999 Novakar J9 #ForTheGloryofFMOD!!!	Hoosier	Land O L Great Lakes	49.610 47.086	48.586 46.942	49.072 46.190	94.776 (0.420)
T 4	188	Brad Smith [88] kansas city, mo	2022 SMW Doofwagon SMW 3 Axis Inc #forthegloryof	Hoosier	Kansas C Midwest	49.649 46.881	48.968 46.053	48.939 46.423	94.992 (0.216)
T 5	179	Keith Roberts [79] Wolverine Lake, MI	2004 Invader Invader Creative Racing Solutions M & M	Hoosier	Saginaw V Great Lakes	50.970(1) 47.732	49.252 46.823	48.902 46.318	95.220 (0.228)
T 6	11	Jackson MacLeod Brighton, MI	2025 Left Handed Red Devi Creative Racing Solutions	Hoosier	Saginaw V Great Lakes	49.014 49.019(1)	49.267 46.266	52.744(2) 48.053(1)	95.280 (0.060)
T 7	192	Matt Feeny [92] Lexington, NC	2008 Novakar J9 Magicianracing	Hoosier	Blue Ridg Southeast	50.342 48.707	49.454 47.532	49.461 49.774(1)	96.986 (1.706)
	8	88 Andrea Albin [188] Maryland Heights, MO	2022 Doof Wagon SMW 3 Axis Inc. Zamp Helmets	Hoosier	Southern I Midwest	51.208 47.964	51.183 47.340	49.694 47.502	97.034 (0.048)
	9	198 Josh Pertzsch [98] Eagle, WI	KBS F Mod	Hoosier	Milwauke Central	54.402 52.136(2)	49.891 47.364	49.797 49.733(1)	97.161 (0.127)
	10	28 Brandon Thomas Wichita, KS	2023 SMW Fab Doof 3 Village Travel	Hoosier	Wichita Midwest	51.061 49.132	51.169 50.252(1)	50.700 48.344	99.044 (1.883)
	11	135 Gary Kramer [35] Arlington, TX	2007 Zink F500 Spin Out Racing	Hoosier	Texas Southwest	51.093 52.382(1)	51.020 49.456	49.955 49.134	99.089 (0.045)
	12	174 Douglas Harvey [74] Columbiaville, MI	1986 Phanuef red devil	Goodyear	Saginaw V Great Lakes	52.018 49.592	52.620 48.571	51.122 57.617(1)	99.693 (0.604)
	13	103 JJ Kramer [3] Marion, IA	2004 Novakar Ellerby Family Racing Smitty McW	Hoosier	Iowa Midwest	51.350 52.140	61.955 50.923	DNS 49.266	100.616 (0.923)
	14	79 Patrick Barber [179] Brighton, MI	2004 Invader Invader B-Side Racing	Hoosier	Detroit Great Lakes	52.808 52.199	57.786 55.211(3)	51.147 49.531	100.678 (0.062)
	15	35 Phillip Penner [135] North Richland Hills, TX	2007 Zink F500 Spin Out Racing	Hoosier	Texas Southwest	53.216 52.329	52.730 49.928	52.020 50.151	101.948 (1.270)
M	16	96 Jeff Blumenthal [196] Independence, OH	1995 KBS Mk7 Chainsaw Motorsports / STIHL / Q	Hoosier	Neohio Great Lakes	54.439 51.583	51.962 51.075	51.673 50.451	102.124 (0.176)
	17	173 Zach Driver [73] Tomball, TX	1995 KBS Mk 5	Hoosier	Houston Southwest	52.518 54.605(1)	50.995 57.201(2)	52.418(1) 51.508	102.503 (0.379)
	18	29 Chris Thomas Wichita, KS	1992 Red Devil SMW / For the Glory / Doof Devil	Hoosier	Wichita Midwest	54.636 53.008	55.122 50.852	54.107 50.113	104.220 (1.717)
	19	196 Keith Beumer [96] Farmington, MN	2009 Demon F500	Hoosier	Land O L Central	53.257 58.992	58.934 57.695(1)	DNS 51.083	104.340 (0.120)
	20	98 Steve Pertzsch [198] Dousman, WI	KBS F Mod	Hoosier	Milwauke Great Lakes	53.514 52.896	52.670 51.983	57.367(2) 51.747	104.417 (0.077)
	21	73 Kent Kroll [173] Cypress, TX	1995 KBS Mk 5	Hoosier	Houston Southwest	61.178(2) 53.880	52.927 52.703	51.993 52.500	104.493 (0.076)
M	22	74 Tom Buckman [174] Gaylord, Mi	1986 Red Devil Phaneuf	Hoosier	Saginaw V Great Lakes	59.706 56.688	56.184 53.808	55.011 54.309	109.320 (4.827)



* Indicates multiple mfg have been used during this event

Results

2025 Tues/Wed Combined Tire Rack SCCA Solo Nationals
09/01/2025 - 09/05/2025

Pos Nbr	Driver's name, Town	Car, Sponsor	Tire Mfg	Rgn,Div	Course 1, Course 2	Score
F Modified Ladies			Drivers: 3	Trophies: 1	Run Heat: 1	
T 1	99 Kencey Christopher Magnolia, TX	1999 NovaKar J9	Hoosier	Texas Southwest	54.363 53.016 58.367 53.744	57.124 104.216 51.200
2	188 Kristina Clark [88] Littleton, CO	2022 DoofWagon Smitty Sp Thanks	Hoosier	Colorado Rocky Moun	56.580 64.472 60.106	56.591 58.202(1) 59.684 (12.048)
3	88 Lexie Murray [188] New Market, MD	2022 DoofWagon Smitty Sp Thanks	Hoosier	Washingt Southeast	64.531 75.454 63.500	57.238(1) 61.730 (0.760)



* Indicates multiple mfg have been used during this event

Results

2025 Tues/Wed Combined Tire Rack SCCA Solo Nationals
09/01/2025 - 09/05/2025



Timing System

www.ProntoTimingSystem.com

Pos	Nbr	Driver's name, Town	Car, Sponsor	Tire Mfg	Rgn,Div	Course 1, Course 2	Score	
Classic American Muscle Sport				Drivers: 45	Trophies: 12		Run Heat: 4	
T 1	37	Josh Peek Somerville, AL	2011 Chevrolet Corvette	Yokohama	Tennessee Southeast	52.570 49.713	51.992 54.110(1) 51.502(1)	101.478
T 2	177	Simon Robins [77] Lakeville, MN	2004 Chevrolet Corvette Z0	Bridgestone	Land O L Central	57.704(2) 53.171(1)	54.720 50.222 52.835 49.709	102.544 (1.066)
T 3	197	Scott Fraser [97] San Jose, CA	2017 Chevrolet Corvette P2 fabrication	Multi	San Franc NorPac	54.692(1) 50.533	52.825 49.853 52.780 50.047	102.633 (0.089)
T 4	145	Justin Peachey [45] Manheim, Pa	2007 Chevrolet Corvette Z0	Vitour	Susqueha Northeast	55.849(1) 55.993(3)	53.022 50.526 55.606(1) 49.830	102.852 (0.219)
T 5	71	Mike Casino [171] Charlotte, NC	2009 Chevrolet Corvette Z0	Falken	Central C Southeast	53.030 52.991(1)	53.032 50.433 52.868 50.592	103.301 (0.449)
T 6	77	Matthew Sebelski [177] Waconia, MN	2004 Chevrolet Corvette Z0	Bridgestone	Land O L Central	54.690(1) 51.056	54.999(1) 50.067 53.409 52.541(1)	103.476 (0.175)
T 7	12	Ryan Mathews Mooresville, NC	2002 Chevrolet Corvette After Dark Speed	Yokohama	Central C Southeast	53.720 51.489	53.379 51.080 53.196 52.782(1)	104.276 (0.800)
T 8	171	Dan Bullis [71] Vancouver, WA	2009 Chevrolet Corvette Z0	Falken	Oregon NorPac	53.752 51.248	53.238 51.379 53.341 53.111(1)	104.486 (0.210)
T 9	148	Brian Coulson [48] Idaho Falls, ID	2002 Chevrolet Calvette Take that station 2!	Yokohama	Eastern I Rocky Moun	54.680 51.887	53.775 51.706 52.906 51.668	104.574 (0.088)
T10	198	Joel Villarreal [98] Livermore, CA	2003 Chevrolet Corvette Z0	Multi	San Franc NorPac	53.433 54.112(1)	53.218 55.104(2) 53.209 51.392	104.601 (0.027)
T11	38	Chris Cox [138] Morgan Hill, CA	2004 Chevrolet Corvette Bryan	Bridgestone	San Franc NorPac	53.578 54.561(1)	53.732 51.373 53.264 51.585	104.637 (0.036)
T12	93	Kevin Keys Huntington, IN	2000 Chevrolet Corvette Complete Drives Inc	Yokohama	Indianapo Great Lakes	55.357 52.328	53.982 52.175 53.331 51.386	104.717 (0.080)
13	144	Alek Tziortzis [44] Palatine, IL	2002 Chevrolet Corvette Z0	Other	Chicago Central	53.731 51.661	55.118(1) 51.588 53.395 51.260	104.991 (0.274)
14	97	Frankie Trutanic [197] Los Olivos, CA	2017 Chevrolet corvette P2 Fabrication	Multi	San Franc NorPac	54.227 52.218	53.740 52.168 53.316 51.995	105.311 (0.320)
15	138	Bryan Stewart [38] livermore, CA	2004 Chevrolet Z06 Mike Maier Inc	Bridgestone	San Franc NorPac	54.636 52.061	54.883 51.875 53.824 53.463(1)	105.699 (0.388)
16	96	David Rock Tucson, AZ	2011 Chevrolet Corvette GS Sliding Rock Racing / The Super C	Yokohama	Arizona B SoPac	56.811(1) 52.310	55.254 51.664 54.669 51.315	105.984 (0.285)
17	178	Chad Ryker [78] Elk Grove, CA	1966 Ford Cobra	Bridgestone	San Franc NorPac	55.180 53.634(1)	54.678 52.179 53.848 52.138	105.986 (0.002)
18	131	Keith Lamming [31] Oak Grove, MO	2003 Chevrolet Corvette Chase Cook	Yokohama	Kansas C Midwest	54.962 53.698(1)	54.631 52.306 53.690 52.875	105.996 (0.010)
19	181	Robert Armstrong [81] Monroe, OH	2007 Chevrolet C6Z ART	Yokohama	Cincinnati Great Lakes	DNS 52.734	54.434 52.094 54.046 52.177	106.140 (0.144)
20	84	David Green Wichita, KS	2008 Chevrolet Corvette Z0	Bridgestone	Wichita Midwest	54.777 55.402(1)	54.274 52.583 54.744 54.814(1)	106.857 (0.717)
21	68	Scott Boito Kingsport, TN	2002 Chevrolet Z06 Viking Suspension	Vitour	East Tenn Southeast	57.961(2) 52.821	54.107 54.213(1) 59.602(3) 53.029	106.928 (0.071)
22	125	Paul Frey [25] Bellevue, NE	1927 Ford Track T	Vitour	Nebraska Midwest	56.929 53.156	55.319 52.273 54.733 53.781(1)	107.006 (0.078)



* Indicates multiple mfg have been used during this event

Results

2025 Tues/Wed Combined Tire Rack SCCA Solo Nationals
09/01/2025 - 09/05/2025

Timing System

www.ProntoTimingSystem.com

Pos	Nbr	Driver's name, Town	Car, Sponsor	Tire Mfg	Rgn,Div	Course 1, Course 2	Score
23	98	Dustin Reed [198] Danville, CA	2003 Chevrolet Z06	Multi	San Franc NorPac	56.342(1) 54.124 53.899 55.321(1) 52.999	54.334 (0.117)
24	31	Chase Cook [131] Gardner, KS	2003 Chevrolet Corvette Z0	Yokohama	Kansas C Midwest	55.300 53.726 52.408 51.837	57.467(1) (0.014)
25	81	Bill Hughes M [181] Kettering oh, OH	2007 Chevrolet Chevy Z06	Yokohama	Western Great Lakes	ODNS 52.961 51.801 52.138	55.880 (0.473)
26	45	James Boller [145] Apache Junction, AZ	2007 Chevrolet Corvette Vitour/ Chris Weaver Band	Vitour	Arizona Southwest	58.851 54.893 55.876(1) 52.773	56.588 (0.698)
27	21	William Becker Libertyville, IL	2002 Chevrolet Corvette Z0	Bridgestone	Chicago Midwest	55.397 54.480 53.874 52.944	56.067 (0.033)
28	53	Chris Kempfer [153] Charlotte, Nc	2003 Chevrolet Corvette	Yokohama	Central C Southeast	57.258 54.672 53.152 57.298(2)	55.923 (0.529)
29	190	Clay Turner M [90] Colorado Springs, CO	2006 Factory Five Cobra See Turner Design	Yokohama	Continent Rocky Moun	55.985 55.193 53.467 55.457(1)	55.954 (0.551)
30	90	Kerry Gonzales [190] Tucson, AZ	2006 Factory Five Cobra Sliding Rock Racing / The Superch	Yokohama	Arizona B SoPac	54.235 59.207 58.196(1) 55.204	DNS (0.018)
31	44	Bill Myers [144] Buffalo Grove, IL	2002 Chevrolet Corvette Z0	Bridgestone	Chicago Central	58.581 56.111(1) 53.418 54.445(1)	58.843(2) (0.030)
32	24	James Woodward Gardner, KS	2008 Pontiac Solstice GXP	Yokohama	Kansas C Midwest	56.186 54.132 54.029 54.601(1)	56.587(1) (0.358)
33	63	Frank Wietharn M Topeka, KS	2007 Chevrolet Corvette Z0	Yokohama	Kansas Midwest	60.529(2) 54.521 53.526 53.676	57.054 (0.271)
34	170	Tom Warson [70] Conroe, TX	2017 Chevrolet Corvette c7	Falken	Houston Southeast	56.743 55.488(1) 53.792 65.326(5)	56.595 (0.188)
35	78	Clark Cambern [178] Dewitt, MI	1966 Shelby Cobra	Bridgestone	Western Great Lakes	M58.794 55.784 57.031(1) 53.835	56.704 (0.010)
36	74	Jim Maertz Vernon, TX	1984 Chevrolet Corvette Maertz Motorsports	Yokohama	Oklahoma Midwest	57.992 54.545 54.580 55.015	56.720 (0.490)
37	147	Shaun Moore [47] Bloomfield, CT	1999 Chevrolet Corvette Moore Power	Vitour	New Eng Northeast	57.432 55.529 54.460 54.688	56.851 (0.396)
38	48	Cal Craner M [148] Idaho Falls, ID	2002 Chevrolet Corvette Patricia	Yokohama	Eastern I Rocky Moun	57.577 62.437 56.251 55.685	57.842 (0.640)
39	7	Jim French M Wichita, KS	2012 Chevrolet Corvette	Yokohama	Wichita Midwest	57.267 56.188 55.110 56.075	57.907 (0.555)
40	70	Heather Warson [170] Conroe, TX	2017 Chevrolet Corvette c7	Falken	Houston Southeast	63.217 64.664 60.973(1) 58.792	63.621 (6.657)
41	47	Thomas Moore M [147] Bloomfield, CT	1999 Chevrolet Corvette Moore Power	Vitour	New Eng Northeast	64.006 63.313(1) 59.562 62.140(1)	62.510 (0.919)
42	25	Steve Ducharme M [125] Lincoln, NE	1927 Ford Model T Track E S&J Fabrication	Vitour	Nebraska Midwest	64.078(2) 58.680(1) 59.256(1) 61.657(2)	71.494(1) (1.535)
43	3	Charles Young M Centerton, AR	2003 Chevrolet Z06	Michelin	Arkansas Midwest	66.168 64.657 63.031 60.620	65.520 (5.146)
44	14	Richard King [114] Austin, TX	2001 Chevrolet Corvette Viking Performance	Vitour	Lone Star Southwest	DNS DNS DNS DNS	DNS DNS
45	153	Doug Bennett M [53] Lancaster, Sc	2003 Chevrolet Corvette Thanks Chris!	Yokohama	Central C Central	DNS DNS DNS DNS	DNS DNS

* Indicates multiple mfg have been used during this event

Pronto Timing System



Results

2025 Tues/Wed Combined Tire Rack SCCA Solo Nationals
09/01/2025 - 09/05/2025



Timing System

www.ProntoTimingSystem.com

Pos	Nbr	Driver's name, Town	Car, Sponsor	Tire Mfg	Rgn,Div	Course 1, Course 2		Score	
Classic American Muscle Contemporary				Drivers: 34		Trophies: 10		Run Heat: 1	
T 1	171	Dave Schotz [71] Chandler, AZ	2022 Chevrolet Camaro SS Katech / ProParts USA Suspension	Yokohama	Arizona SoPac	53.392 56.966(1)	51.894 50.775	51.802 49.982	101.784
T 2	94	Andy Neilson [194] Richmond, TX	2020 Chevrolet Camaro SS 1 On the Ledge Racing	Bridgestone	Houston Southwest	53.963 57.585	53.431 52.233	56.067(1) 53.658(1)	105.664 (3.880)
T 3	92	Jacob Crow Austin, TX	2016 Ford Mustang GT	Vitour	Lone Star Southwest	53.991 58.731	55.311(1) 53.930	54.103 51.715	105.706 (0.042)
T 4	123	Terry Neuville [23] Prairieville, LA	2021 Chevrolet Camaro ZL1 @Neuville.Racing	Vitour	Central L Southeast	54.255 56.952	54.255 54.861(1)	53.899 51.879	105.778 (0.072)
T 5	95	Robert Gosda Yorkville, IL	2013 Ford Mustang Covered Wagon Axle Technologies	Yokohama	Chicago Great Lakes	54.418 56.269	54.147 53.603	53.382 52.592	105.974 (0.196)
T 6	66	Brandon Nelson Colorado Springs, CO	2010 Ford Mustang	Yokohama	Continent Rocky Moun	55.578 55.649	54.626 55.755(1)	54.548 51.430	105.978 (0.004)
T 7	194	Chris Levitz [94] Fulshear, TX	2020 Chevrolet Camaro On the Ledge Racing	Bridgestone	Houston Southwest	55.458(1) 55.929	53.584 54.263(1)	53.411 52.677	106.088 (0.110)
T 8	97	John Ward Knoxville, TN	2019 Chevrolet Camaro 2.0 ComposiMo CNC Machining & F	Yokohama	East Tenn Southeast	55.170 58.990	54.201 54.167	54.462 52.096	106.297 (0.209)
T 9	99	Greg Paine Brighton, CO	2015 Ford Mustang Black Tie Race Fab	Yokohama	Colorado Rocky Moun	55.762 57.411	54.210 57.711(2)	53.767 52.570	106.337 (0.040)
T10	139	Dave Whitworth [39] saint louis, MO	2012 Ford Mustang	Bridgestone	Nebraska Midwest	55.015 56.467	54.177 53.519	53.976 52.434	106.410 (0.073)
11	173	W B Sephus [73] Oklahoma City, OK	2019 Ford Mustang M&W Pylon Relocation Services L	Bridgestone	Oklahoma Midwest	54.668 57.770	54.789 53.389	54.607 51.825	106.432 (0.022)
12	76	Bryan Reilly Sandy, UT	2018 Chevrolet Camaro SS 1	Bridgestone	Utah Rocky Moun	53.923 57.316	56.175(1) 55.915(1)	54.275 53.540	107.463 (1.031)
13	70	Robert Stanley Larkspur, CO	2016 Ford Shelby GT350 Dead Pool Racing	Bridgestone	Colorado Rocky Moun	55.791 56.986	54.983 55.414	56.653(1) 52.658	107.641 (0.178)
14	128	David Feighner [28] Howell, MI	2015 Ford Mustang FRC/CRS	Vitour	Saginaw Great Lakes	56.659 57.730	55.009 53.040	55.784 52.658	107.667 (0.026)
15	96	Jeff Cox Knoxville, TN	2010 Ford Mustang GT500 Stranoparts.com	Yokohama	East Tenn Southeast	55.438 57.576	55.330 55.738	54.782 52.979	107.761 (0.094)
16	23	Dustin Neuville [123] Wheeling, IL	2021 Chevrolet Camaro ZL @Neuville.Racing	Vitour	Central L Southeast	56.750 60.602	54.591 56.398	54.640 53.237	107.828 (0.067)
17	93	Mikey Albacete Paramus, NJ	2014 Ford Mustang GT SJF Performance	Bridgestone	Northern Northeast	55.293 57.148	54.493 55.310(1)	54.966 53.364	107.857 (0.029)
18	39	Ron Ver Mulm [139] Winterset, IA	2012 Ford Mustang R & S Racing/SPS	Vitour	Des Moin Midwest	58.500(1) 60.173(1)	55.091 55.813	55.211 53.787	108.878 (1.021)
19	27	Krzysztof Zielinski West Chester, OH	2018 Ford Mustang SW Racing	Yokohama	Cincinnati Great Lakes	56.668 60.760(2)	55.517 55.172	55.245 53.895	109.140 (0.262)
20	47	Michael Snyder M Burtonsville, MD	2010 Ford Mustang Stanoparts.com	Bridgestone	Washingt Northeast	55.429 59.307	54.916 54.593	57.209(1) 54.357(1)	109.273 (0.133)
21	58	John Duncan DeMotte, IN	2022 Chevrolet Camaro Generation Automotive	Bridgestone	Chicago Great Lakes	58.933 59.800	56.326 58.189(1)	55.652 53.996	109.648 (0.375)
22	74	Hal Dorton M Pleasant Hill, CA	2022 Ford Mustang Milts Service Garage	Bridgestone	San Franc NorPac	57.228 58.672	55.300 56.087	55.161 54.804	109.965 (0.317)



* Indicates multiple mfg have been used during this event

Results

2025 Tues/Wed Combined Tire Rack SCCA Solo Nationals
09/01/2025 - 09/05/2025



Timing System

www.ProntoTimingSystem.com

Pos	Nbr	Driver's name, Town	Car, Sponsor	Tire Mfg	Rgn,Div	Course 1, Course 2			Score
23	89	Marcus Merideth [189] South Lyon, MI	2007 Ford Shelby GT wildwood	Bridgestone	Detroit Great Lakes	57.852 71.082(1)	56.149 56.954	78.078(1) 53.897	110.046 (0.081)
24	98	Patrick Risse Howell, MI	2020 Chevrolet Camaro RS	Vitour	Detroit Great Lakes	56.109 63.727(1)	57.455(1) 60.944(2)	54.933 55.205	110.138 (0.092)
25	9	Tim Lehman Beme, IN	2012 Ford Mustang Boss 30 Moser Motorsports	Yokohama	Fort Wayn Great Lakes	57.228 58.536(1)	58.473 55.553	57.070 54.147	111.217 (1.079)
26	91	Dennis Bay Livonia, MI	2023 Chevrolet Camaro 1L	Bridgestone	Detroit Great Lakes	57.528 60.903	56.161 55.679	56.933 55.369	111.530 (0.313)
27	73	Meredith Evans [173] Oklahoma City, ok	2019 Ford Mustang M&W Pylon Relocation Services L	Bridgestone	Oklahoma Midwest	60.077 77.190(3)	59.359(1) 57.913	56.432 55.131	111.563 (0.033)
28	6	Peter Bruschi Statesville, NC	2015 Ford Mustang Ecoboos	Yokohama	Central C Southeast	58.100(1) 58.892	55.639 56.294	60.442(2) 63.445	111.933 (0.370)
29	189	Jennifer Merideth [89] South Lyon, MI	2007 Ford Shelby GT wildwood	Bridgestone	Detroit Great Lakes	57.452 61.322	59.066(1) 60.767(2)	59.331(1) 55.164	112.616 (0.683)
30	79	Jerry Pichman New Lenox, IL	2022 Ford Mach 1	Bridgestone	Chicago Central	58.911 61.968	57.216 59.130	56.890 55.780	112.670 (0.054)
31	71	Joel Schotz [171] Phoenix, AZ	2022 Chevrolet Camaro Katech/ProParts USA Suspension/	Bridgestone	Phoenix A Southwest	61.563 63.397	58.594 56.891	57.755 55.428	113.183 (0.513)
32	28	Lorien Feighner [128] Howell, MI	2015 Ford Mustang FRC/CRS	Vitour	Saginaw V Great Lakes	60.414 63.727(1)	56.792 58.904	56.001 58.693(1)	114.694 (1.511)
33	14	David Gushwa Mishawaka, IN	2012 Ford Boss 302 Team OEM	Bridgestone	South Ben Great Lakes	59.592 64.068	58.659 61.424	58.120 56.834	114.954 (0.260)
34	68	Kent Radford Omaha, NE	2013 Chevrolet Camaro	Falken	Nebraska Midwest	63.516 68.712(1)	62.379 64.648(1)	61.276 59.891	121.167 (6.213)
Classic American Muscle Contemporary Ladies					Drivers: 3	Trophies: 1		Run Heat: 5	
T 1	20	Kylee Risse Howell, MI	2020 Chevrolet Camaro RS	Vitour	Detroit Great Lakes	58.316 58.720	58.121 57.379	57.801 55.566	113.367
2	139	Elizabeth Whitworth [39] SAINT LOUIS, MO	2012 Ford Mustang	Bridgestone	Nebraska Midwest	58.375 56.632	58.649 55.642	59.371(1) 57.363(1)	114.017 (0.650)
3	39	Samantha Whitworth [139] Saint Louis, MO	2012 Ford Mustang	Bridgestone	Nebraska Midwest	60.443(1) 58.775(1)	58.793 55.730	58.355 55.985	114.085 (0.068)



* Indicates multiple mfg have been used during this event

Results

2025 Tues/Wed Combined Tire Rack SCCA Solo Nationals
09/01/2025 - 09/05/2025

Timing System

www.ProntoTimingSystem.com

Pos	Nbr	Driver's name, Town	Car, Sponsor	Tire Mfg	Rgn,Div	Course 1, Course 2		Score	
Classic American Muscle Traditional				Drivers: 36		Trophies: 10		Run Heat: 1	
T 1	82	J.J. Mallrich Highland, IL	1999 Chevrolet Camaro Z28 Solo Performance Specialties/Mal	Bridgestone	St. Louis Midwest	52.221 59.641	52.361 55.127	52.273 54.089	106.310
T 2	39	Brian Harvey Howell, MI	2000 Chevrolet Camaro SS LaFontaine Auto Performance	Multi	Detroit Great Lakes	53.757 58.272	53.257 55.118	52.590 53.801	106.391 (0.081)
T 3	195	Wayne Atkins [95] Double Oak, TX	1985 Chevrolet Camaro Sterling Brook	Yokohama	Texas Southwest	52.997 58.323	52.497 57.204(1)	54.363(1) 54.052	106.549 (0.158)
T 4	93	Mike Johnson [193] Bumpass, VA	Chevrolet Camaro SS Evolution School	Bridgestone	Blue Mou Southeast	52.891 59.685	53.962(1) 53.735	55.478(2) 53.663	106.554 (0.005)
T 5	196	Thomas Kamman [96] Escondido, CA	1976 Pontiac Trans Am Reiss Racing. Current Auto Perfor	Bridgestone	San Diego Southwest	53.393 57.775	52.302 55.600	52.523 54.289	106.591 (0.037)
T 6	91	Mark Madarash Red Oak, TX	1973 Camaro Z28 Opie Veets	Yokohama	Texas Southwest	53.442 59.994	52.556 54.718	52.247 54.479	106.726 (0.135)
T 7	76	Colton Hobaugh [176] Carnegie, PA	1995 Ford Cobruh	Yokohama	Steel Citi Northeast	53.868 58.370	52.981 55.205	52.616 54.613	107.229 (0.503)
T 8	95	Chris Cargill [195] Friendswood, TX	1985 Chevrolet Camaro Sterling Brook Custom Homes	Yokohama	Houston Southwest	56.681(2) 61.269(1)	51.993 55.640	54.739(1) 55.238	107.231 (0.002)
T 9	72	Patrick Darling Grain Valley, MO	1968 Chevrolet Camaro	Bridgestone	St. Louis Midwest	53.239 58.087	52.689 56.010	52.999 55.691	108.380 (1.149)
T10	197	Chris Haydu [97] Dallas, PA	1965 Chevrolet NOVA2 PenTeleData	Yokohama	Northeast Northeast	52.783 56.214	52.209 62.882	52.938 68.668(2)	108.423 (0.043)
	11	27 Jeffrey Darbig [127] Flanders, NJ	1988 Pontiac Firebird SJF Performance - Yoks - Codriver	Yokohama	Northern Northeast	54.002 58.565	55.108(1) 55.570	55.242(1) 54.645	108.647 (0.224)
	12	193 Jinx Jordan	1991 Chevrolet Camaro	Bridgestone	New Eng	53.230	53.364	53.138	108.816
M	[93]	Terrell, NC	Skoons		Northeast	60.991(1)	55.890	55.678	(0.169)
	13	94 Frederick Pascual Woodinville, WA	1988 Ford Mustang youtube @solo2go1	Yokohama	Northwest NorPac	53.176 60.386	52.527 56.715	52.895 56.445	108.972 (0.156)
	14	176 Stephen Riner [76] Portsmouth, VA	1994 Ford Mustang 5.0 @RinerAutomotive	Bridgestone	Old Domi Southeast	54.903(1) 74.749	52.508 56.541	53.199 56.531	109.039 (0.067)
	15	175 Michael Waich [75] Minneapolis, MN	1998 Ford Mustang mnautox.com	Vitour	Milwauke Central	73.769(3) 55.263	70.495(8) 54.383	54.906(1) 56.293	109.289 (0.250)
	16	68 Phil Knowles Huntingtown, MD	2002 Chevrolet Camaro SS Stranoparts.com	Bridgestone	Washingt Northeast	54.141 60.788	59.289(2) 56.544	53.637 55.667	109.304 (0.015)
	17	97 Chris Janusz [197] Hunlock Creek, PA	1965 Chevrolet Nova	Yokohama	Northeast Northeast	54.718 60.636	53.664 55.841	53.510 56.990	109.351 (0.047)
	18	96 Pelton Barnes [196] La Mesa, CA	1976 Pontiac Trans AM EphemeralAlphaNumerics.com	Bridgestone	San Diego SoPac	59.583(1) 62.923	55.371 56.619	53.968 55.536	109.504 (0.153)
	19	199 Mark Sawatsky [99] Winnipeg, MB	1967 Chevrolet Camaro Speedworld Indoor Kart Track	Vitour	Nebraska Central	56.156(1) 57.212	53.442 56.115	56.461 56.189	109.557 (0.053)
	20	67 Terry Brown Fort Collins, CO	1967 Ford Mustang Dead Pool Racing	Yokohama	Colorado Rocky Moun	56.382(1) 62.416	54.396 57.529	53.780 56.004	109.784 (0.227)
M	21	89 John Williams Omaha, NE	1989 Ford Mustang 5.0	Bridgestone	Nebraska Midwest	54.606 61.615	53.593 56.867	53.685 56.625	110.218 (0.434)
	22	41 Jacob Meuth Saint Peters, MO	1968 Ford Torino	Bridgestone	St. Louis Midwest	55.584 63.637	53.883 59.209(1)	53.517 56.868	110.385 (0.167)



* Indicates multiple mfg have been used during this event

Results

2025 Tues/Wed Combined Tire Rack SCCA Solo Nationals
09/01/2025 - 09/05/2025



Timing System

www.ProntoTimingSystem.com

Pos	Nbr	Driver's name, Town	Car, Sponsor	Tire Mfg	Rgn,Div	Course 1, Course 2	Score
23	152	Joseph Craley [52] Maumee, OH	1989 Ford Mustang Great Lakes Rental	Bridgestone	Northwest Great Lakes	53.491 60.140 57.200	55.905(1) 54.027 57.451 (0.306)
24	127	Christopher Collucci [27] Budd Lake, NJ	1988 Pontiac Firebird SJF Performance	Yokohama	Northern Northeast	55.642 59.284 56.714	54.816 54.465 58.945(1) (0.488)
25	70	Rick Goshert Columbia City, IN	1972 Chevrolet NOVA Rick Goshert Insurance Inc	Multi	Fort Wayn Great Lakes	54.807 60.424 56.695	56.284(1) 54.692 57.291 (0.208)
26	177	Nick Benne [77] O Fallon, MO	2003 Ford Mustang Classictube.com Stopflex.com Ba	Bridgestone	St. Louis Midwest	69.559(6) 66.152(3) 58.201	57.051(1) 53.841 59.102(1) (0.655)
27	75	Steve Garnjobst [175] Maplewood, MN	1998 Ford Mustang GT johndoebodybuilding.com	Vitour	Milwauke Central	65.560(4) 61.642 58.441	59.874(2) 55.669 57.631 (1.258)
28	187	Raleigh Boreen [87] Westfield, IN	2002 Chevrolet Camaro	Bridgestone	Fort Wayn Great Lakes	54.362 60.170 58.403	55.040 56.998(1) 59.911(1) (0.143)
29	99	Briget Sawatsky [199] Winnipeg, MB	1967 Chevrolet Camaro Simul8Racing/Uncle Kunkel	Vitour	Nebraska Central	56.641 80.274 58.922	55.874 56.196(1) 58.570(1) (1.001)
30	20	Dalton Gray Elizabeth, CO	1965 Chevrolet Chevelle	Bridgestone	Colorado Rocky Moun	59.316 63.493 60.154	56.786 68.274(4) 59.347 (1.689)
31	36	Brian Underwood Fort Wayne, IN	1999 Dodge Dakota	Vitour	Fort Wayn Great Lakes	57.100 64.088 61.301	56.811 56.529 59.640 (0.036)
32	87	Howard Duncan [187] Crystal River, FL	2002 Chevrolet Camaro	Bridgestone	Kansas Midwest	DNS 65.553 59.669	58.235 56.788 60.880 (0.288)
33	98	Nathan Paulson Albion, NE	1995 Chevrolet Camaro 1L	Vitour	Nebraska Midwest	58.807(1) 68.819 61.945	57.607 63.474 58.377 (0.727)
34	77	Todd Benne [177] O Fallon, MO	2003 Ford Mustang Classictube.com Stopflex.com Ba	Bridgestone	St. Louis Midwest	57.754 68.258 60.974	68.175(5) 57.967(1) 63.237(2) (1.544)
35	52	Joe Craley [152] toledo, Oh	1989 Ford Mustang	Bridgestone	Northwest Great Lakes	60.793 80.350 67.488	62.915 59.577(1) 64.145 (4.994)
36	58	George Ballance [158] Bunn, NC	1994 Ford Mustang	Bridgestone	North Car Southeast	56.873 DSQ DNS DNS	58.962(1) 56.888 No Time
Classic American Muscle Traditional Ladies				Drivers: 3	Trophies: 1	Run Heat: 3	
T 1	58	Ashley Griffin Portsmouth, VA	1994 Ford Mustang 5.0 @RinerAutomotive	Bridgestone	Old Domi Southeast	65.746(4) 64.596(2) 58.500	57.808(1) 56.495 58.402
2	187	Velma Boreen [87] WESTFIELD, IN	2002 Chevrolet Camaro	Bridgestone	Fort Wayn Great Lakes	58.525 61.185 59.659	58.016 117.091 60.070 (2.194)
M 3	87	Linda Duncan [187] Crystal River, FL	2002 Chevrolet Camaro	Bridgestone	Central F Southeast	59.780 63.142 60.995	57.494 58.378 60.815 (1.218)



* Indicates multiple mfg have been used during this event

Results

2025 Tues/Wed Combined Tire Rack SCCA Solo Nationals
09/01/2025 - 09/05/2025



Timing System

www.ProntoTimingSystem.com

Pos	Nbr	Driver's name, Town	Car, Sponsor	Tire Mfg	Rgn,Div	Course 1, Course 2		Score	
Club Spec MX-5				Drivers: 22	Trophies: 7		Run Heat: 2		
T 1	78	Zach Ridders [178] Tea, SD	2015 Mazda Miata	Falken	Badlands Midwest	59.052(2) 58.078	56.186(1) 56.153	53.397 62.381	109.550
T 2	19	Carlos Morales Alachua, FL	2012 Mazda MX-5 Miata	Falken	Buccanee Southeast	54.493 56.895	53.810 56.542	53.148 61.165	109.690 (0.140)
T 3	98	Abdul Huuda Gainesville, FL	2007 Mazda Miata EYE	Falken	Detroit Great Lakes	53.232 56.686	DSQ 56.500	56.233(1) 58.734(1)	109.732 (0.042)
T 4	179	Ricky Crow [79] Bulverde, TX	2012 Mazda MX-5	Falken	Lone Star Southwest	57.198(2) 56.687	53.152 57.115	55.244(1) 56.624	109.776 (0.044)
T 5	27	Peter Loney Torrance, CA	2010 Mazda MX-5 PRHT Ankeny Racing Enterprises	Falken	California SoPac	54.372 65.771(1)	53.973 55.998	53.982 61.174	109.971 (0.195)
T 6	178	Jeremy Wilson [78] Sioux Falls, SD	2015 Mazda Miata	Falken	Nebraska Midwest	54.676 56.629	55.358(1) 57.195	53.821 57.432	110.450 (0.479)
T 7	44	Eric Prill [144] Topeka, KS	2007 Mazda MX-5	Falken	Kansas Midwest	55.599 57.570	54.420 56.642	54.130 62.081	110.772 (0.322)
	8	71 Lucas Reller Blaine, MN	2012 Mazda Miata	Falken	Land O L Midwest	58.180(1) 57.097	54.312 56.779	54.034 63.160(1)	110.813 (0.041)
	9	20 Mike New Waterloo, SC	2006 Mazda MX-5 Miata New Family Farms	Falken	Central C Southeast	55.105 DNS	54.214 56.810	54.176 62.880	110.986 (0.173)
	10	87 Trevor Enochs Downingtown, PA	2011 Mazda Mx5	Falken	Philadelp Northeast	54.471 63.766(1)	54.467 57.828	53.946 61.366	111.774 (0.788)
	11	141 Mike Pride [41] Milwaukee, WI	2013 Mazda MX-5 My retirement fund	Falken	Milwauke Central	56.256(1) 59.426(1)	54.203 58.966	53.361 59.049	112.327 (0.553)
	12	177 Andrew Anderson [77] Pflugerville, TX	2010 Mazda MX-5 RTRT Yacht Club	Falken	Lone Star Southwest	54.862 58.204	54.141 60.721	55.120 60.404	112.345 (0.018)
	13	194 John Kinton [94] Bentonville, AR	2014 Mazda Club Spec MX-5 Reaper Racing and my bank accou	Falken	Northeast Midwest	57.147(1) 58.901	54.320 58.679	53.844 60.168	112.523 (0.178)
	14	94 Steve Wright [194] Centerton, AR	2014 Mazda Miata club spo Thanks John Kinton and Reaper R	Falken	Northeast Midwest	65.838(2) 57.840	55.149 57.646	56.913(1) 63.948	112.795 (0.272)
	15	79 Neal Bellamy [179] Cedar Creek, TX	2012 Mazda MX5 Thanks Ricky	Falken	Texas Southwest	56.361 59.597	55.636 57.470	55.441 71.474	112.911 (0.116)
	16	77 David Anderson [177] Benicia, CA	2010 Mazda MX-5 Miata	Falken	San Franc NorPac	57.945(1) 58.844	56.011 57.128	54.149 70.707	113.139 (0.228)
	17	41 Joshua Kolbach [141] New Berlin, WI	2013 Mazda MX-five Big Bear Tire	Falken	Milwauke Central	55.266 59.503	54.672 58.788	55.450 63.039	113.460 (0.321)
	18	195 Steven Burkett [95] Saint Louis, MO	2015 Mazda MX-5	Falken	Southern I Midwest	55.643 58.966	56.031 58.857	55.517 58.999	114.374 (0.914)
	19	95 Rick Myers [195] Valley Falls, KS	2015 Mazda MX-5	Falken	Detroit Great Lakes	58.943(1) 59.201	56.087 69.713	57.839(1) 63.553	115.288 (0.914)
	20	144 Jonathan Black [44] Lexington, SC	2007 Mazda MX-5	Falken	South Car NorPac	65.342(1) 60.288	56.856 62.253	56.453 60.682	116.741 (1.453)
	21	117 Sean Green [17] Renton, WA	2013 Mazda MX5 club Old Vine Garage	Falken	Northwest NorPac	58.313(1) 65.826	66.144(1) 60.651	56.659 62.594	117.310 (0.569)
	22	17 Shannon Green [117] Renton, WA	2013 Mazda Miata	Falken	Northwest NorPac	60.012 75.773	83.157 65.839	72.096 96.021	125.851 (8.541)



* Indicates multiple mfg have been used during this event

Pronto Timing System

Results

2025 Tues/Wed Combined Tire Rack SCCA Solo Nationals
09/01/2025 - 09/05/2025

Pos Nbr	Driver's name, Town	Car, Sponsor	Tire Mfg	Rgn,Div	Course 1, Course 2		Score	
Club Spec MX-5 Ladies				Drivers: 7	Trophies: 3		Run Heat: 4	
T 1	94 Theresa Walton Hutchinson, KS	2014 Mazda Miata	Falken	Salina Midwest	56.001 60.950(1)	58.906(2) 58.262	55.244 57.969	113.213
T 2	144 Brittany Edwards [44] Jamestown, NC	2007 Mazda MX-5 #funwithcars	Falken	North Car Southeast	59.641(1) 58.207	56.670 57.783	56.348 57.298	113.646 (0.433)
T 3	91 Ali Wilson sioux falls, SD	2015 Mazda Miata	Falken	Nebraska Midwest	56.584 59.030	56.744 58.482	56.308 58.324	114.632 (0.986)
4	79 Jessica Mignone Cedar Creek, TX	2012 Mazda MX-5 Lucky J Ranch	Falken	Lone Star Southwest	59.290 60.137	59.000 61.146	58.198 60.331	118.335 (3.703)
5	20 Amy New Waterloo, SC	2006 Mazda MX-5 Miata New Family Farms	Falken	Central C Southeast	60.585 62.071	59.538 61.891	58.417 60.129	118.546 (0.211)
6	44 Deanna Flanagan [144] Topeka, KS	2007 Mazda MX-5	Falken	Kansas Midwest	67.883 64.922	61.304 62.575	60.287 63.604	122.862 (4.316)
7	28 Thenmozhi Elayaperumal Chicago, IL	2007 Mazda MX-5	Falken	Northwest Great Lakes	DNS DNS	DNS DNS	DNS DNS	No Time



* Indicates multiple mfg have been used during this event

Protest Report

Protest Filed: 02-Sep-2025 17:36:16

Protest Filed by: Tom Harrington - -	Protest against: Chris Thomas FM - 29 -
---	--

Section Protested: Does not pass compliance checks on overwidth per Chief of Impound.

Protest Description:

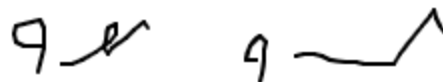
Does not pass compliance checks on overwidth per Chief of Impound.

Protest Committee Decision:

The protest committee reviewed the track width compliance measuring tool, observed the impound representative applying it to the car. The protest committee observed that the tool has a small amount of leniency built in (approximately 1/32). The compliance tool would not fit on the rear track of the car without pressing significantly into the tire sidewalls or flexing the measuring tool. The committee finds the car non-compliant. The penalty imposed is two seconds on each run.

Protest Chair	Jeff Jacobs
Protest Committee	Paul Brown Jon Caserta Bob Barone Caius Boboescu

Protest Chair Signature



Protest Report Appeal Filed

Protest Filed: 02-Sep-2025 11:51:17

Protest Filed by: Nick Bradenbaugh Smf - 156 - Honda crx	Protest against: Jon Bennett Smf - 68 - Honda crx
---	--

Section Protested: Section 16.F.1

Protest Description:

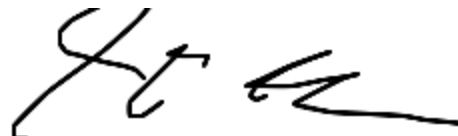
I believe there has been a modification to the steering column inside to add a steering quickener.

Protest Committee Decision:

The car owner installed a steering quickener, which violates rule 16.1.f.1.
The protest committee had decided DSQ all runs taken with the steering quicker installed. If the car is legal for 2nd day runs, those times should be valid.

Protest Chair	Jeff Jacobs
Protest Committee	Paul Brown Bob Barone Caius Boboescu Jennifer Merideth Jeff Jacobs

Protest Chair Signature



Protest Report

Protest Filed: 02-Sep-2025 11:57:16

Protest Filed by: Andrew Bower Smf - 196 - Honda civi	Protest against: Jon Bennett Smf - 68 - Honda crx
--	--

Section Protested: 16

Protest Description:

Class integrity is using sport sedan from the street and not over abusing what can be found in the general public. What is the limit of preparing a sport sedan the is street able with interior parts and other items missing ie nascar style roll cages that do not allow for window to be functional, dog boxes that general public can not use in real world, if possible define street able as to allow for better understanding of each state allowance for inspection for all 50 states. The class was originally meant to crest and foster retention in the class. That is not happening due to the excess modifications done the build a car in this call anymore

Protest Committee Decision:

The protest committee does not find any rule that the protested car has violated, and no specific rules were addressed by the protestor. It is not the purview of the protest committee to determine the spirit or direction of any class, as that is a task for the advisory committees. As there is no violation, there will be no penalty.

Protest Chair	Jeff Jacobs
---------------	-------------

Protest Committee

Paul Brown
Bob Barone
Caius Boboescu
Jon Caserta
Jennifer Merideth
Jeff Jacobs

Protest Chair Signature

A handwritten signature in black ink, appearing to be 'JAC', written in a cursive style.

Protest Report

Protest Filed: 02-Sep-2025 11:50:26

Protest Filed by: Andrew Bower Smf - 196 - Honda civi	Protest against: Jon Bennett Smf - 68 - Honda crx
--	--

Section Protested: 15.5.g

Protest Description:

Excessive welding of the body/chassis has made and surpassed the intent of /to improving durability. It has improved performance by over welding parts the have no durability issues

Protest Committee Decision:

The protest committee finds that there is no rule that was violated by the welding present on the car, and it is compliant with 15.2.S.

Protest Chair	Jeff Jacobs
Protest Committee	Paul Brown Caius Boboescu Bob Barone Jennifer Merideth Jeff Jacobs Jon Caserta

Protest Chair Signature



Protest Report

Protest Filed: 03-Sep-2025 16:42:57

Protest Filed by: Tom Harrington - -	Protest against: Kent Kroll / Zach Driver FM - 73 -
---	--

Section Protested: Did not pass compliance checks on front track width per go/no-go gauge. Width exceeded 50inches

Protest Description:

Did not pass compliance checks on front track width per go/no-go gauge. Width exceeded 50inches

Protest Committee Decision:

The protest committee reviewed the car with the template applied to the front tires. The bottom of the front tires would not clear the template. The committee found the car out of compliance.

Penalty: two seconds per run on second day runs.

Protest Chair	Jeff Jacobs
Protest Committee	Mike Casino Jon Caserta Caius Boboescu

Protest Chair Signature



Protest Report

Protest Filed: 02-Sep-2025 11:54:19

Protest Filed by: Emily Whitaker DSL - 43 - GR86	Protest against: Kendra Mabie DSL - 89 - Honda Civic
---	---

Section Protested: 13.6

Protest Description:

2019 front rotors should be drilled, but they are drilled and slotted

Protest Committee Decision:

The slotted rotors are not compliant. A two second penalty is applied to each run.

Protest Chair	Jeff Jacobs
Protest Committee	Paul Brown Jon Caserta Caius Boboescu Bob Barone

Protest Chair Signature



Protest Report

Protest Filed: 02-Sep-2025 11:53:11

Protest Filed by: Kasey Gintner DSL - 99 - Ford Focus	Protest against: Kendra Mabie DSL - 89 - Honda Civic R
--	---

Section Protested: Brake Rotors

Protest Description:

Car has drilled and slotted rotors which are not legal in street class.

Protest Committee Decision:

The slotted rotors are not compliant. Two second penalty added to each run.

Protest Chair	Jeff Jacobs
Protest Committee	Paul Brown Jon Caserta Caius Boboescu Bob Barone

Protest Chair Signature



Protest Report

Protest Filed: 02-Sep-2025 12:41:28

Protest Filed by: Ricky Crow CSX - 179 - Mazda MX-5	Protest against: Abdul Huuda CSX - 98 - Mazda MX5
--	--

Section Protested: Rule 5.2 Supps

Protest Description:

Car was running on test course before run heat. Competitor admitted to only having two sets of wheels/tires and both sets were used during run competition by 2nd run.

Protest Committee Decision:

The supps clearly prohibit running competition tires on the test course on the day of competition. The car had two sets of tires used during competition. The PC was able to tell by photos from timing which wheels/tires were used each run. All runs taken on the practice course tires are DSQ.
The second run was on tnt course tires so that run is DSQ.
Competitor informed at 1:25 pm. Protestor informed 1:30 pm.

Protest Chair	Jennifer Merideth
Protest Committee	Paul Brown Jon Caserta Caius Boboescu Bob Barone

Protest Chair Signature



Protest Report

Protest Filed: 03-Sep-2025 10:24:08

Protest Filed by: Kendra Mabie DSL - 89 - Civic Type	Protest against: Kasey Gintner DSL - 99 - Focus RS
---	---

Section Protested: 13.2. H

Protest Description:


permitted for reposition driver headrest but not removed. This headrest was removed for all 3 runs.

Protest Committee Decision:

The Protest Committee found that the headrests were located in the car for all runs. The headrests cannot be mounted backwards without damaging or jamming the mounting hardware. We find the headrests were relocated to a safe location. There was no performance advantage to the relocation of the headrests.

Protest Chair	Jeff Jacobs
Protest Committee	Paul Brown Bob Barone Jon Caserta Caius Boboescue

Protest Chair Signature



Protest Report

Protest Filed: 02-Sep-2025 22:24:34

Protest Filed by: Jonathan Bennett SMF - 68 - Honda CRX	Protest against: Nick Bradenbaugh SMF - 156 - Honda CRX
--	--

Section Protested: Section I. 2. B.

Protest Description:

The spoiler has endplates which are prohibited by the rule.

Protest Committee Decision:

The protest committee reviewed the spoiler and interviewed the parties.

The Street Prepared and Street Modified rules did not contain a definition of endplates as it related to a spoiler. The committee located a definition of "spoiler endplates" in the Prepared rules, Rule 17.P.2:

"Spoiler endplates are defined as any vertical (or semi-vertical) surfaces attached in front of the spoiler which have the result of capturing and redistributing air (downforce) along all or any portion of the spoiler."

The committee finds that the spoiler here includes endplates as defined in the rulebook which are prohibited in the class. The committee recommends future clarification of the spoiler rules in the Street Prepared and Street Mod section, and that a definition of endplate be added to the glossary/definitions.

Penalty imposed: two seconds per run on Day 2.


(Additional notes for appeals committee: The originally filed protest on this car was for wing dimensions exceeding 10 inches. In grid, the protestor noted that the wing had been cut down after Day 1, so modified the protest as currently written regarding the endplates.)

Protest Chair	Jeff Jacobs
---------------	-------------

Protest Committee

Paul Brown
Jon Caserta
Bob Barone
Caius Boboescu

Protest Chair Signature

A handwritten signature in black ink, consisting of a stylized 'J' followed by a series of connected loops and a horizontal line at the end.