

Buttonwillow Hoosier Super Tour 25A CW

Group 2 SRF3

Buttonwillow 3.020 miles

Grp 2 SRF3 Race 2

2/21/2021 09:30

Race (35:00 or 17 Laps) started at 9:34:35

Lap	Time of Day	Lap Tm	S1 Tm	S2 Tm	SPd	S3 Tm	Lap	Time of Day	Lap Tm	S1 Tm	S2 Tm	SPd	S3 Tm
(17) John Black							10	9:54:26.671	1:58.223	46.037	34.794	111.945	37.392
1	9:36:36.033	2:00.854	48.215	34.557	110.732	38.082	11	9:56:26.038	1:59.367	46.198	35.483	113.186	37.686
2	9:38:34.220	1:58.187	45.957	34.418	112.407	37.812	12	9:58:23.829	1:57.791	45.750	34.576	112.407	37.465
3	9:40:31.556	1:57.336	45.592	34.126	113.029	37.618	13	10:00:21.846	1:58.017	45.574	34.687	110.882	37.756
4	9:42:28.545	1:56.989	45.413	34.035	113.343	37.541	14	10:02:20.686	1:58.840	45.691	35.385	110.135	37.764
5	9:44:25.471	1:56.926	45.237	34.065	111.792	37.624	15	10:04:19.133	1:58.447	45.598	35.074	109.691	37.775
6	9:46:22.758	1:57.287	45.426	34.381	112.717	37.480	16	10:06:17.533	1:58.400	45.606	35.115	110.135	37.679
7	9:48:19.625	1:56.867	45.250	34.248	112.407	37.369	17	10:08:16.107	1:58.574	45.971	35.068	110.582	37.535
8	9:50:16.547	1:56.922	45.216	34.293	112.562	37.413	(05) Jay Rosenthal						
9	9:52:13.321	1:56.774	45.138	34.146	113.186	37.490	1	9:36:38.530	2:03.091	49.473	35.449	108.095	38.169
10	9:54:10.484	1:57.163	45.379	34.130	111.335	37.654	2	9:38:37.910	1:59.380	46.691	34.835	113.029	37.854
11	9:56:07.767	1:57.283	45.159	34.606	112.873	37.518	3	9:40:36.492	1:58.582	46.155	34.461	112.873	37.966
12	9:58:04.886	1:57.119	45.372	34.212	111.792	37.535	4	9:42:35.605	1:59.113	46.410	34.719	112.717	37.984
13	10:00:02.018	1:57.132	45.187	34.126	112.873	37.819	5	9:44:34.448	1:58.843	46.410	34.690	111.639	37.743
14	10:01:59.311	1:57.293	45.298	34.462	112.099	37.533	6	9:46:33.186	1:58.738	45.613	34.766	111.335	38.359
15	10:03:56.317	1:57.006	45.086	34.495	110.732	37.425	7	9:48:31.148	1:57.962	45.592	34.611	111.639	37.759
16	10:05:53.517	1:57.200	45.219	34.57	110.732	37.524	8	9:50:29.187	1:58.039	45.495	34.710	110.432	37.834
17	10:07:50.612	1:57.095	45.200	34.269	111.033	37.626	9	9:52:28.115	1:58.928	46.040	35.118	110.432	37.770
(62) TorDY Acker							10	9:54:26.472	1:58.357	45.747	34.783	110.582	37.827
1	9:36:35.822	2:00.686	47.975	34.735	111.487	37.976	11	9:56:25.696	1:59.224	45.946	35.063	109.839	38.215
2	9:38:34.068	1:58.246	45.846	34.575	110.283	37.825	12	9:58:23.717	1:58.021	45.742	34.701	110.732	37.578
3	9:40:31.381	1:57.313	45.479	34.218	111.487	37.616	13	10:00:22.237	1:58.520	46.040	34.766	111.487	37.714
4	9:42:28.245	1:56.864	45.317	34.092	111.792	37.455	14	10:02:20.950	1:58.713	46.101	34.900	112.099	37.712
5	9:44:25.277	1:57.032	45.218	34.244	111.792	37.570	15	10:04:19.709	1:58.759	45.626	35.178	110.432	37.955
6	9:46:22.386	1:57.109	45.271	34.414	110.732	37.424	16	10:06:18.069	1:58.360	45.562	34.832	111.335	37.966
7	9:48:19.366	1:56.980	45.122	34.352	111.639	37.506	17	10:08:16.577	1:58.508	45.924	34.900	112.407	37.684
8	9:50:16.284	1:56.918	45.041	34.454	111.335	37.423	(9) Bryan Schubert						
9	9:52:13.037	1:56.753	45.128	34.310	112.407	37.315	1	9:36:39.024	2:03.630	50.756	34.897	112.873	37.977
10	9:54:10.119	1:57.082	45.331	34.371	113.186	37.380	2	9:38:38.425	1:59.401	46.888	34.869	111.487	37.644
11	9:56:07.559	1:57.440	45.282	34.551	111.184	37.607	3	9:40:36.955	1:58.530	46.149	34.248	113.816	38.133
12	9:58:04.874	1:57.115	45.092	34.576	111.639	37.447	4	9:42:36.006	1:59.051	46.249	34.560	112.873	38.242
13	10:00:02.320	1:57.646	45.082	34.473	109.839	38.091	5	9:44:34.694	1:58.688	46.205	34.715	112.562	37.768
14	10:01:59.612	1:57.292	45.258	34.301	113.186	37.733	6	9:46:33.460	1:58.766	45.838	34.571	112.873	38.357
15	10:03:56.690	1:57.078	45.115	34.402	111.639	37.561	7	9:48:31.476	1:58.016	46.000	34.412	112.407	37.604
16	10:05:53.748	1:57.058	45.080	34.473	112.407	37.505	8	9:50:30.052	1:58.576	45.692	34.422	109.691	38.462
17	10:07:50.704	1:56.956	45.097	34.331	112.253	37.528	9	9:52:28.737	1:58.685	45.616	35.306	111.639	37.763
(99) Caleb Shrader							10	9:54:27.335	1:58.598	46.058	34.804	112.717	37.736
1	9:36:37.013	2:01.729	48.647	34.765	111.639	38.317	11	9:56:26.397	1:59.062	45.736	35.258	109.544	38.068
2	9:38:34.937	1:57.924	45.497	34.491	112.099	37.936	12	9:58:25.542	1:59.145	45.820	35.219	107.952	38.106
3	9:40:32.235	1:57.298	45.307	34.372	112.099	37.619	13	10:00:24.078	1:58.536	46.107	34.541	111.487	37.888
4	9:42:29.400	1:57.165	45.098	34.407	111.184	37.660	14	10:02:21.943	1:57.865	45.745	34.388	111.639	37.732
5	9:44:26.757	1:57.357	45.399	34.493	111.639	37.465	15	10:04:20.513	1:58.570	45.695	34.959	109.544	37.916
6	9:46:24.032	1:57.275	44.979	34.774	109.105	37.522	16	10:06:18.323	1:57.810	45.468	34.658	111.033	37.684
7	9:48:20.965	1:56.933	45.172	34.370	111.639	37.391	17	10:08:17.173	1:58.850	45.982	34.992	111.945	37.876
8	9:50:17.399	1:56.434	44.850	34.275	111.945	37.309	(43) Colin Queen						
9	9:52:14.583	1:57.184	45.101	34.571	110.582	37.512	1	9:36:40.849	2:05.196	51.788	35.169	112.717	38.239
10	9:54:11.559	1:56.976	45.002	34.541	110.732	37.433	2	9:38:44.461	2:03.612	46.888	34.753	112.099	41.971
11	9:56:08.830	1:57.271	45.302	34.642	111.184	37.327	3	9:40:43.991	1:59.530	46.670	35.202	109.987	37.658
12	9:58:05.925	1:57.095	45.181	34.463	111.184	37.451	4	9:42:42.234	1:58.243	45.651	34.742	111.335	37.850
13	10:00:03.343	1:57.418	45.166	34.693	109.251	37.559	5	9:44:42.252	2:00.018	46.578	35.397	108.526	38.043
14	10:02:00.415	1:57.072	44.984	34.708	111.792	37.380	6	9:46:40.759	1:58.507	45.741	35.030	109.987	37.736
15	10:03:57.386	1:56.971	45.180	34.390	111.945	37.401	7	9:48:39.357	1:58.598	45.751	35.002	110.582	37.845
16	10:05:54.162	1:56.776	45.017	34.484	111.945	37.275	8	9:50:39.687	2:00.330	46.521	34.988	109.839	38.821
17	10:07:50.996	1:56.834	45.111	34.263	112.562	37.460	9	9:52:39.210	1:59.523	46.787	34.921	110.882	37.815
(34) Umberto Milletti							10	9:54:38.095	1:58.885	46.232	34.860	111.487	37.793
1	9:36:38.254	2:02.714	49.052	35.667	109.544	37.995	11	9:56:37.390	1:59.295	46.231	34.874	109.987	38.190
2	9:38:37.329	1:59.075	46.465	34.827	111.184	37.783	12	9:58:35.517	1:58.127	45.561	34.819	109.839	37.747
3	9:40:35.693	1:58.364	45.956	34.817	111.184	37.591	13	10:00:34.054	1:58.537	45.680	35.084	108.960	37.773
4	9:42:35.131	1:59.438	45.900	34.937	110.732	38.601	14	10:02:32.946	1:58.892	46.092	35.014	109.544	37.786
5	9:44:33.510	1:58.379	45.794	34.989	111.033	37.596	15	10:04:31.626	1:58.680	45.742	35.071	109.987	37.867
6	9:46:32.232	1:58.722	45.814	35.001	110.432	37.907	16	10:06:29.936	1:58.310	45.646	35.009	109.251	37.655
7	9:48:30.549	1:58.317	45.883	34.760	110.432	37.674	17	10:08:28.710	1:58.774	45.986	35.040	110.135	37.748
8	9:50:29.630	1:59.081	45.604	35.502	106.545	37.975	(14) Paul Marino						
9	9:52:28.448	1:58.818	45.836	35.013	111.487	37.969	1	9:36:39.885	2:04.051	50.680	35.357	112.099	38.014

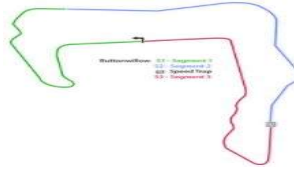
Ellen Lowery Chief of Timing & Scoring

Mike West Race Director

Orbits

www.mylaps.com

Licensed to: Sports Car Club of America



Buttonwillow Hoosier Super Tour 25A CW


Group 2 SRF3

Buttonwillow 3.020 miles

Grp 2 SRF3 Race 2

2/21/2021 09:30

Race (35:00 or 17 Laps) started at 9:34:35

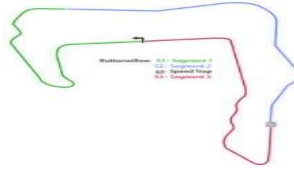


Lap	Time of Day	Lap Tm	S1 Tm	S2 Tm	SPd	S3 Tm	Lap	Time of Day	Lap Tm	S1 Tm	S2 Tm	SPd	S3 Tm
2	9:38:41.973	2:02.088	46.593	35.385	106.545	40.110	13	10:00:59.574	2:00.551	46.489	35.809	109.544	38.253
3	9:40:41.583	1:59.610	46.472	35.137	110.582	38.001	14	10:03:00.056	2:00.482	46.752	35.531	109.398	38.199
4	9:42:41.161	1:59.578	46.157	35.164	110.432	38.257	15	10:05:00.605	2:00.549	46.504	35.856	108.670	38.189
5	9:44:40.047	1:58.886	46.248	34.637	111.792	38.001	16	10:07:00.467	1:59.862	46.264	35.428	109.691	38.170
6	9:46:39.420	1:59.373	46.282	35.002	110.732	38.089	17	10:09:00.815	2:00.348	46.056	36.117	107.952	38.175
7	9:48:38.582	1:59.162	46.168	34.859	109.987	38.135	(15) Tom Miserendino						
8	9:50:39.448	2:00.866	48.208	34.678	111.945	37.980	1	9:36:43.263	2:06.655	52.134	36.130	110.135	38.391
9	9:52:38.743	1:59.295	46.582	34.731	111.184	37.982	2	9:38:45.386	2:02.123	47.136	35.188	112.407	39.799
10	9:54:37.932	1:59.189	46.388	34.978	111.033	37.823	3	9:40:45.794	2:00.408	47.038	35.643	110.283	37.727
11	9:56:37.842	1:59.910	47.522	34.702	111.639	37.686	4	9:42:45.695	1:59.901	46.383	35.070	113.658	38.448
12	9:58:36.619	1:58.777	46.192	34.728	111.945	37.857	5	9:44:46.408	2:00.713	46.621	36.149	110.432	37.943
13	10:00:35.423	1:58.804	46.218	34.725	111.792	37.861	6	9:46:48.003	2:01.595	46.902	36.740	110.582	37.953
14	10:02:34.026	1:58.603	46.224	34.683	111.335	37.696	7	9:48:48.404	2:00.401	46.628	35.568	109.691	38.205
15	10:04:33.110	1:59.084	46.390	34.841	110.582	37.853	8	9:50:54.943	2:06.539	46.736	35.718	108.095	44.085
16	10:06:31.329	1:58.219	45.762	34.640	112.099	37.817	9	9:52:55.393	2:00.450	46.238	35.831	106.684	38.381
17	10:08:30.388	1:59.059	46.305	34.801	111.639	37.953	10	9:54:56.907	2:01.514	46.675	35.607	109.691	39.232
(45) Tom Burt													
1	9:36:40.638	2:04.782	51.280	35.272	111.033	38.230	11	9:56:57.757	2:00.850	46.852	35.659	109.691	38.339
2	9:38:49.763	2:09.125	46.864	34.636	112.099	47.625	12	9:58:58.538	2:00.781	46.531	35.965	106.406	38.285
3	9:40:50.515	2:00.752	47.417	35.018	111.792	38.317	13	10:00:59.155	2:00.617	46.625	35.734	109.105	38.258
4	9:42:52.790	2:02.275	48.576	35.450	111.184	38.249	14	10:02:59.350	2:00.195	46.578	35.294	109.105	38.323
5	9:44:52.746	1:59.956	46.123	35.612	109.839	38.221	15	10:04:59.577	2:00.227	46.309	35.489	108.526	38.429
6	9:46:52.288	1:59.542	46.116	35.522	110.582	37.904	16	10:06:59.677	2:00.100	46.609	35.241	109.839	38.250
7	9:48:51.551	1:59.263	46.267	35.089	112.253	37.907	17	10:09:01.289	2:01.612	46.596	36.701	110.582	38.315
8	9:50:50.668	1:59.117	46.105	34.975	110.283	38.037	(57) Bill Booth						
9	9:52:49.581	1:58.913	45.919	34.807	112.253	38.187	1	9:36:46.277	2:09.342	53.594	36.394	110.432	39.354
10	9:54:49.260	1:59.679	46.227	35.189	111.184	38.263	2	9:38:49.936	2:03.659	48.895	35.509	110.732	39.255
11	9:56:49.608	2:00.348	46.695	35.373	112.099	38.280	3	9:40:52.396	2:02.460	48.002	36.067	110.882	38.391
12	9:58:49.525	1:59.917	46.415	35.202	109.839	38.300	4	9:42:56.683	2:04.287	47.807	36.299	111.639	40.181
13	10:00:49.762	2:00.237	46.515	35.346	107.952	38.376	5	9:44:58.410	2:01.727	46.943	36.629	111.487	38.155
14	10:02:49.532	1:59.770	46.098	35.254	109.251	38.418	6	9:47:00.226	2:01.816	47.059	36.653	110.732	38.104
15	10:04:48.853	1:59.321	46.086	35.206	109.398	38.029	7	9:49:00.922	2:00.696	47.083	35.553	109.691	38.060
16	10:06:48.456	1:59.603	46.159	35.218	109.105	38.226	8	9:51:04.677	2:03.755	47.696	37.139	108.382	38.920
17	10:08:48.725	2:00.269	46.358	35.410	108.815	38.501	9	9:53:06.713	2:02.036	48.114	35.605	110.582	38.317
(69) Denny Fosdick													
1	9:36:42.834	2:06.560	52.052	35.861	111.335	38.647	10	9:55:07.056	2:00.343	46.594	35.644	109.251	38.105
2	9:38:45.068	2:02.234	47.257	35.338	110.882	39.639	11	9:57:06.807	1:59.751	46.289	35.511	108.960	37.951
3	9:40:45.223	2:00.155	46.832	35.248	111.945	38.075	12	9:59:07.038	2:00.231	46.318	35.775	107.952	38.138
4	9:42:45.386	2:00.163	46.700	35.161	110.432	38.302	13	10:01:06.574	1:59.536	46.273	35.274	109.105	37.989
5	9:44:46.677	2:01.291	46.614	36.415	109.105	38.262	14	10:03:07.170	2:00.596	46.913	35.564	108.526	38.119
6	9:46:48.331	2:01.654	46.896	36.596	110.882	38.162	15	10:05:06.935	1:59.765	46.347	35.541	108.960	37.877
7	9:48:48.130	1:59.799	46.413	35.222	111.792	38.164	16	10:07:09.422	2:02.487	47.490	36.514	108.382	38.483
8	9:50:49.138	2:01.008	46.779	35.800	108.382	38.429	17	10:09:09.235	1:59.813	46.241	35.539	109.105	38.033
9	9:52:49.037	1:59.899	46.633	35.257	112.717	38.009	(18) Aaron Stein						
10	9:54:48.769	1:59.732	46.454	35.198	111.184	38.080	1	9:36:46.106	2:09.413	52.599	37.020	110.582	39.794
11	9:56:48.871	2:00.102	46.819	35.366	112.099	37.917	2	9:38:49.256	2:03.150	48.794	35.076	112.253	39.280
12	9:58:50.712	2:01.841	46.673	35.569	108.670	39.599	3	9:40:51.398	2:02.142	47.826	35.770	111.792	38.546
13	10:00:51.253	2:00.541	46.594	35.575	109.987	38.372	4	9:42:56.402	2:05.004	48.136	35.664	111.639	41.204
14	10:02:51.880	2:00.627	46.781	35.464	110.582	38.382	5	9:44:57.944	2:01.542	47.100	36.417	110.732	38.025
15	10:04:52.823	2:00.943	46.787	35.854	108.815	38.302	6	9:47:00.048	2:02.104	47.417	36.464	110.582	38.223
16	10:06:55.118	2:02.295	47.322	35.942	109.105	39.031	7	9:49:02.010	2:01.962	47.153	36.234	112.407	38.575
17	10:08:57.379	2:02.261	47.389	35.774	110.283	39.098	8	9:51:05.101	2:03.091	47.320	36.913	110.582	38.858
(50) Thomas Stone													
1	9:36:45.456	2:08.457	52.519	36.503	109.105	39.435	9	9:53:06.867	2:01.766	48.069	35.413	109.105	38.284
2	9:38:47.548	2:02.092	47.538	35.697	108.238	38.857	10	9:55:07.685	2:00.818	47.092	35.341	112.407	38.385
3	9:40:48.853	2:01.305	47.103	35.829	108.095	38.373	11	9:57:07.602	1:59.917	46.503	35.354	111.792	38.060
4	9:42:50.131	2:01.278	46.652	36.349	107.385	38.277	12	9:59:08.253	2:00.651	46.776	35.832	108.382	38.043
5	9:44:51.434	2:01.303	46.851	36.252	108.526	38.200	13	10:01:09.166	2:00.913	46.924	35.694	110.882	38.295
6	9:46:53.171	2:01.737	46.871	36.063	107.526	38.803	14	10:03:10.659	2:01.493	47.216	35.861	110.283	38.416
7	9:48:53.807	2:00.636	46.881	35.634	109.987	38.121	15	10:05:12.950	2:02.291	47.987	36.157	109.251	38.147
8	9:50:55.824	2:02.017	47.412	35.950	110.283	38.655	16	10:07:14.700	2:01.750	47.278	36.306	109.105	38.166
9	9:52:55.895	2:00.071	46.445	35.399	110.432	38.227	17	10:09:16.632	2:01.932	47.483	36.396	109.544	38.053
10	9:54:56.609	2:00.714	46.614	35.426	110.283	38.674	(37) Don Palla						
11	9:56:57.552	2:00.943	46.867	35.750	109.251	38.326	1	9:36:47.958	2:10.174	54.379	36.685	108.960	39.110
12	9:58:59.023	2:01.471	46.327	36.320	104.501	38.824	2	9:38:52.047	2:04.089	48.685	36.364	109.839	39.040
(37) Don Palla													
3	9:40:55.244	2:03.197	47.751	36.512	110.432	38.934	3	9:40:55.244	2:03.197	47.751	36.512	110.432	38.934
4	9:42:57.243	2:01.999	46.850	35.831	110.432	39.318	4	9:42:57.243	2:01.999	46.850	35.831	110.432	39.318

Ellen Lowery Chief of Timing & Scoring
Mike West Race Director

Orbits

www.mylaps.com
Licensed to: Sports Car Club of America



Buttonwillow Hoosier Super Tour 25A CW


Group 2 SRF3

Buttonwillow 3.020 miles

Grp 2 SRF3 Race 2

2/21/2021 09:30

Race (35:00 or 17 Laps) started at 9:34:35

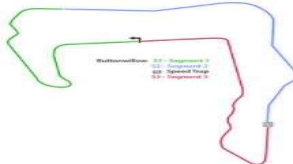


Lap	Time of Day	Lap Tm	S1 Tm	S2 Tm	SPd	S3 Tm	Lap	Time of Day	Lap Tm	S1 Tm	S2 Tm	SPd	S3 Tm	
5	9:44:59.227	2:01.984	47.145	36.461	111.945	38.378	16	10:07:29.737	1:59.933	45.963	35.570	109.987	38.400	
6	9:47:02.029	2:02.802	47.071	36.971	104.368	38.760	17	10:10:02.872	2:33.135	47.235	35.851	110.582	1:10.049	
7	9:49:03.164	2:01.135	47.247	35.748	110.582	38.140	(64) Noah Hambayi							
8	9:51:05.877	2:02.713	46.731	36.929	107.810	39.053	1	9:36:51.818	2:13.785	55.117	38.574	101.390	40.094	
9	9:53:07.818	2:01.941	47.883	35.807	111.487	38.251	2	9:38:58.580	2:06.762	48.949	37.674	106.824	40.139	
10	9:55:08.859	2:01.041	47.344	35.174	111.487	38.523	3	9:41:04.233	2:05.653	49.247	37.182	107.668	39.224	
11	9:57:09.967	2:01.108	46.866	36.104	107.952	38.138	4	9:43:09.570	2:05.337	48.238	37.084	107.952	40.015	
12	9:59:10.908	2:00.941	46.533	35.670	108.815	38.738	5	9:45:15.083	2:05.513	48.525	37.420	106.963	39.568	
13	10:01:11.585	2:00.677	46.818	35.296	111.033	38.563	6	9:47:18.436	2:03.353	48.256	36.468	108.238	38.629	
14	10:03:13.478	2:01.893	47.115	36.111	108.670	38.667	7	9:49:21.886	2:03.450	48.130	36.798	108.526	38.522	
15	10:05:15.970	2:02.492	47.860	35.917	109.398	38.715	8	9:51:25.636	2:03.750	47.703	36.921	108.095	39.126	
16	10:07:17.092	2:01.122	47.147	35.713	108.960	38.262	9	9:53:29.733	2:04.097	47.597	37.431	99.416	39.069	
17	10:09:17.824	2:00.732	46.825	35.198	109.691	38.709	10	9:55:34.313	2:04.580	48.132	37.499	107.810	38.949	
(77) Andre Perra							11	9:57:36.059	2:01.746	47.125	36.229	108.815	38.392	
1	9:36:49.343	2:13.145	58.665	36.250	109.839	38.230	12	9:59:38.317	2:02.258	46.886	36.227	109.105	39.145	
2	9:38:52.905	2:03.562	48.995	35.511	111.033	39.056	13	10:01:45.329	2:07.012	47.447	39.935	104.769	39.630	
3	9:40:53.510	2:00.605	47.149	35.305	112.873	38.151	14	10:03:51.109	2:05.780	48.669	37.718	105.992	39.393	
4	9:43:01.168	2:07.658	46.843	35.703	112.253	45.112	15	10:06:02.468	2:11.359	49.679	41.492	106.406	40.188	
5	9:45:00.561	1:59.393	46.297	35.223	110.732	37.873	16	10:08:13.041	2:10.573	49.803	39.260	103.574	41.510	
6	9:47:00.824	2:00.263	46.211	36.176	111.184	37.876	(55) Jay Rosenthal							
7	9:49:01.496	2:00.672	46.700	35.636	110.882	38.336	1	9:36:41.794	2:05.815	51.939	35.513	112.562	38.363	
8	9:51:04.150	2:02.654	47.385	36.936	110.283	38.333	2	9:38:43.813	2:02.019	46.877	34.937	112.099	40.205	
9	9:53:03.509	1:59.359	46.147	35.223	110.135	37.989	3	9:40:42.866	1:59.053	46.519	34.683	111.487	37.851	
10	9:55:02.900	1:59.391	46.223	35.006	110.732	38.162	4	9:42:41.974	1:59.108	46.109	34.980	110.882	38.019	
11	9:57:02.354	1:59.454	46.037	35.259	109.251	38.158	5	9:44:45.761	2:03.787	46.560	39.067	108.095	38.160	
12	9:59:01.941	1:59.587	45.985	35.560	109.251	38.042	6	9:47:09.842	2:24.081	46.415	58.460	102.792	39.206	
13	10:01:01.353	1:59.412	46.037	35.486	109.987	37.889	7	9:49:10.774	2:00.932	47.028	35.809	108.815	38.095	
14	10:03:00.571	1:59.218	46.237	35.048	110.732	37.933	8	9:51:11.874	2:01.100	46.443	36.365	105.445	38.292	
15	10:05:20.626	2:20.055	1:06.358	35.699	110.135	37.998	9	9:53:10.994	1:59.120	46.009	35.077	111.033	38.034	
16	10:07:19.956	1:59.330	46.201	35.240	110.135	37.889	p10	9:56:18.131	3:07.137	46.250	36.165	96.254		
17	10:09:18.843	1:58.887	46.025	35.046	111.184	37.816	11	9:58:20.838	2:02.707		35.769	109.251	38.287	
(2) Lee Douglas							12	10:00:21.864	2:01.026		36.114	108.670	38.651	
1	9:36:41.513	2:05.503	51.626	35.576	111.792	38.301	13	10:02:24.466	2:02.602	49.007	35.414	109.544	38.181	
2	9:38:43.768	2:02.255	46.850	34.946	111.792	40.459	14	10:04:23.837	1:59.371	46.292	35.129	111.033	37.950	
3	9:40:44.553	2:00.785	47.082	35.805	110.732	37.898	15	10:06:24.503	2:00.666	46.241	36.268	108.095	38.157	
4	9:42:44.851	2:00.298	46.408	35.936	109.251	37.954	16	10:08:26.173	2:01.670	47.287	35.925	109.544	38.458	
5	9:44:46.055	2:01.204	46.772	36.232	109.691	38.200	(59) Wade White							
6	9:46:47.414	2:01.359	46.861	36.478	109.105	38.020	1	9:36:45.923	2:08.564	52.693	36.372	111.184	39.499	
7	9:48:47.660	2:00.246	46.678	35.493	110.283	38.075	2	9:38:47.843	2:01.920	48.334	35.072	110.432	38.514	
8	9:50:48.723	2:01.063	46.899	35.939	108.382	38.225	3	9:40:50.176	2:02.333	47.999	35.905	110.882	38.429	
9	9:52:48.634	1:59.911	46.672	35.402	110.882	37.837	4	9:42:53.397	2:03.221	48.444	35.768	109.251	39.009	
10	9:54:48.423	1:59.789	46.463	35.205	110.432	38.121	5	9:44:55.168	2:01.771	47.103	36.281	109.691	38.387	
11	9:56:48.456	2:00.033	46.643	35.249	110.732	38.141	6	9:46:57.398	2:02.230	48.207	35.403	109.987	38.620	
12	9:59:12.017	2:23.561	46.496	56.499	80.118	40.566	7	9:49:00.028	2:02.630	48.051	35.748	107.952	38.831	
13	10:01:25.914	2:13.897	59.996	35.691	109.544	38.210	8	9:51:04.426	2:04.398	48.384	37.163	108.670	38.851	
14	10:03:26.710	2:00.796	46.914	35.842	109.544	38.040	9	9:53:06.518	2:02.092	48.029	35.495	110.135	38.568	
15	10:05:28.058	2:01.348	46.899	35.739	109.544	38.710	p10	9:56:42.058	3:35.540	50.321	1:25.468	85.931		
16	10:07:29.451	2:01.393	46.931	36.088	105.718	38.374	11	9:58:51.433	2:09.375		38.060	107.104	38.698	
17	10:09:31.979	2:02.528	47.308	35.743	108.960	39.477	12	10:00:54.355	2:02.922		36.413	108.382	38.217	
(61) Trevor Acker							13	10:03:02.020	2:07.665	49.182	38.163	60.177	40.320	
1	9:36:47.061	2:09.952	53.966	36.526	108.238	39.460	14	10:05:05.230	2:03.210	48.616	35.834	109.544	38.760	
2	9:38:50.513	2:03.452	49.137	35.288	114.294	39.027	15	10:07:10.122	2:04.892	49.045	37.400	109.839	38.447	
3	9:40:51.581	2:01.068	47.554	35.097	114.614	38.417	16	10:09:14.484	2:04.362	48.334	36.887	109.105	39.141	
4	9:43:20.230	2:28.649	48.078	35.666	113.186	1:04.905	(63) Bill Ward							
5	9:45:22.675	2:02.445	47.655	35.927	108.960	38.863	1	9:36:48.659	2:10.266	54.322	36.944	109.691	39.000	
6	9:47:25.807	2:03.132	47.967	36.357	109.691	38.808	2	9:38:54.577	2:05.918	49.441	37.175	110.432	39.302	
7	9:49:28.539	2:02.732	47.539	36.533	109.251	38.660	3	9:40:59.740	2:05.163	49.084	36.500	109.839	39.579	
8	9:51:28.799	2:00.260	46.536	35.627	109.987	38.097	4	9:43:05.309	2:05.569	49.053	36.420	109.544	40.096	
9	9:53:27.847	1:59.048	45.981	35.286	108.670	37.781	5	9:45:10.558	2:05.249	48.671	36.901	109.398	39.677	
10	9:55:29.188	2:01.341	46.967	36.100	109.105	38.274	6	9:47:16.764	2:06.206	49.513	37.719	108.382	38.974	
11	9:57:29.179	1:59.991	46.141	35.772	108.815	38.078	7	9:49:20.156	2:03.392	48.123	36.517	108.526	38.752	
12	9:59:30.259	2:01.080	46.976	35.898	107.526	38.206	8	9:51:24.193	2:04.037	48.432	36.542	109.398	39.063	
13	10:01:30.025	1:59.766	46.137	35.442	108.238	38.187	9	9:53:27.005	2:02.812	47.920	36.121	109.105	38.771	
14	10:03:29.321	1:59.296	45.980	35.349	109.544	37.967	10	9:55:32.241	2:05.236	48.970	36.991	109.544	39.275	
15	10:05:29.804	2:00.483	46.541	35.410	109.105	38.532								

Ellen Lowery Chief of Timing & Scoring Orbits

Mike West Race Director www.mylaps.com

Printed: 2/21/2021 10:18:58 AM Licensed to: Sports Car Club of America



Buttonwillow Hoosier Super Tour 25A CW


Group 2 SRF3

Buttonwillow 3.020 miles

Grp 2 SRF3 Race 2

2/21/2021 09:30

Race (35:00 or 17 Laps) started at 9:34:35



Lap	Time of Day	Lap Tm	S1 Tm	S2 Tm	SPd	S3 Tm
11	9:57:34.639	2:02.398	47.436	36.283	109.398	38.679
12	9:59:37.801	2:03.162	47.638	36.318	108.382	39.206

Lap	Time of Day	Lap Tm	S1 Tm	S2 Tm	SPd	S3 Tm
-----	-------------	--------	-------	-------	-----	-------

(111) Mark Ballengee

1	9:36:48.747	2:09.365	53.862	36.602	108.238	38.901
2	9:38:50.954	2:02.207	48.068	34.939	113.186	39.200
3	9:40:51.821	2:00.867	47.226	35.789	113.975	37.852
4	9:42:55.568	2:03.747	47.978	35.706	109.839	40.063
5	9:44:54.369	1:58.801	45.792	35.453	112.873	37.556
6	9:46:52.643	1:58.274	45.909	34.382	107.104	37.983
7	9:48:50.731	1:58.088	46.031	34.578	112.253	37.479
8	9:50:51.473	2:00.742	48.065	34.783	112.099	37.894
9	9:52:49.721	1:58.248	45.558	34.727	105.445	37.963
10	9:54:49.391	1:59.670	46.358	35.006	111.945	38.306

(21) Steve Fogg

1	9:36:38.633	2:02.960	50.049	34.950	111.945	37.961
2	9:38:37.631	1:58.998	46.368	34.862	112.253	37.768
3	9:40:36.127	1:58.496	45.856	34.860	113.029	37.780

(32) Perry Richardson

1	9:36:46.785	2:08.806	53.302	36.264	110.135	39.240
2	9:38:50.082	2:03.297	49.088	35.418	112.099	38.791
3	9:40:50.801	2:00.719	47.455	35.351	113.500	37.913

(71) Doug Stewart

1	9:36:46.547	2:08.943	53.317	36.413	109.251	39.213
2	9:38:51.204	2:04.657	49.144	35.726	106.824	39.787

Ellen Lowery Chief of Timing & Scoring

Orbits

Mike West Race Director

www.mylaps.com

Licensed to: Sports Car Club of America