

Buttonwillow Hoosier Super Tour 25A CW

Buttonwillow 3.020 miles

Group 6 FX,FA,FC,FE2,P1,P2

Grp 6 FX,FA,FC,FE2,P1,P2 Race 1

2/20/2021 15:25

Race (25:00 Time) started at 15:51:52


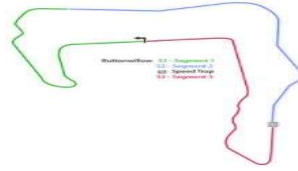


Table with columns: Lap, Time of Day, Lap Tm, S1 Tm, S2 Tm, SPd, S3 Tm. Contains race data for drivers (18) Jeff Read, (02) John Norton, (87) Troy Shooter, (14) Mike Calka, (35) Greg Labadie, (32) Kiem Tjong, (48) Norm Benson, (11) Max Parker, and (2) Arthur Wilkinson.

Ellen Lowery Chief of Timing & Scoring Mike West Race Director Orbits

www.mylaps.com

Licensed to: Sports Car Club of America



Buttonwillow Hoosier Super Tour 25A CW

Group 6 FX,FA,FC,FE2,P1,P2

Buttonwillow 3.020 miles

Grp 6 FX,FA,FC,FE2,P1,P2 Race 1

2/20/2021 15:25

Race (25:00 Time) started at 15:51:52



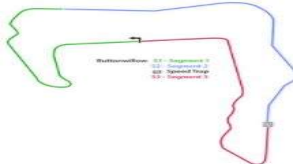
Lap	Time of Day	Lap Tm	S1 Tm	S2 Tm	SPd	S3 Tm	Lap	Time of Day	Lap Tm	S1 Tm	S2 Tm	SPd	S3 Tm
(17) Woody Yerxa													
1	15:54:29.180	2:01.396	50.045	34.606	113.975	36.745	1	15:53:34.124	1:41.884	41.215	29.410	128.289	31.259
2	15:56:26.826	1:57.646	47.518	34.080	115.751	36.048	2	15:55:13.706	1:39.582	39.476	28.735	130.543	31.371
3	15:58:23.224	1:56.398	46.967	34.094	115.587	35.337	3	15:56:54.447	1:40.741	39.284	28.581	131.172	32.876
4	16:00:22.174	1:58.950	47.107	34.766	113.186	37.077	4	15:58:35.950	1:41.503	40.194	29.651	131.172	31.658
5	16:02:17.071	1:54.897	45.805	33.817	115.424	35.275	5	16:00:17.692	1:41.742	40.082	30.405	130.962	31.255
6	16:04:13.252	1:56.181	45.739	33.783	102.792	36.659	6	16:02:07.187	1:49.495	40.313	37.858	125.917	31.324
7	16:06:09.521	1:56.269	47.003	34.071	116.410	35.195	7	16:03:46.084	1:38.897	38.570	28.522	130.962	31.805
8	16:08:04.029	1:54.508	45.789	33.558	116.245	35.161	8	16:05:28.697	1:42.613	41.643	28.691	132.878	32.279
9	16:09:59.008	1:54.979	45.129	34.572	116.410	35.278	9	16:07:07.242	1:38.545	38.492	28.161	132.233	31.892
10	16:11:54.033	1:55.025	45.040	33.476	116.576	36.509	10	16:08:46.512	1:39.270	38.666	29.479	127.488	31.125
11	16:13:50.374	1:56.341	45.349	34.867	114.454	36.125	11	16:10:30.269	1:43.757	41.399	30.387	123.258	31.971
12	16:15:44.730	1:54.356	44.378	33.776	116.080	36.202	12	16:12:13.108	1:42.839	40.079	28.925	107.526	33.835
13	16:18:14.826	2:30.096	1:15.594	37.981	113.975	36.521							
(06) Terrance Carraher													
1	15:54:33.012	2:02.926	50.483	35.135	111.487	37.308							
2	15:56:30.396	1:57.384	46.536	34.492	114.294	36.356							
3	15:58:27.272	1:56.876	46.670	34.137	114.134	36.069							
4	16:00:26.353	1:59.081	47.057	35.518	114.134	36.506							
5	16:02:23.518	1:57.165	46.462	34.262	112.407	36.441							
6	16:04:20.746	1:57.228	45.985	34.647	115.424	36.596							
7	16:06:21.756	2:01.010	47.367	35.192	113.975	38.451							
8	16:08:20.096	1:58.340	45.473	35.329	107.244	37.538							
9	16:10:17.252	1:57.156	45.563	35.396	112.873	36.197							
10	16:12:15.188	1:57.936	45.871	33.917	114.614	38.148							
11	16:14:09.649	1:54.461	44.974	33.826	115.424	35.661							
12	16:16:03.615	1:53.966	44.513	33.527	114.614	35.926							
13	16:18:15.059	2:11.444	58.283	36.646	112.873	36.515							
(81) John Manfroy													
1	15:53:42.999	1:50.417	45.236	31.337	120.000	33.844							
2	15:55:29.889	1:46.890	41.982	31.059	121.067	33.849							
3	15:57:17.069	1:47.180	42.803	30.992	121.788	33.385							
4	15:59:02.931	1:45.862	41.891	30.466	122.703	33.505							
5	16:00:48.169	1:45.238	41.431	30.504	122.519	33.303							
6	16:02:36.884	1:48.715	42.830	31.734	122.887	34.151							
7	16:04:23.836	1:46.952	42.269	30.878	122.887	33.805							
8	16:06:11.085	1:47.249	41.782	32.360	123.631	33.107							
9	16:07:56.348	1:45.263	41.390	30.871	124.573	33.002							
10	16:09:42.936	1:46.588	42.942	30.211	123.818	33.435							
11	16:11:31.920	1:48.984	41.441	30.337	122.335	37.206							
(78) Matthew Treglia													
1	15:53:49.087	1:55.441	48.580	32.657	117.583	34.204							
2	15:55:38.773	1:49.686	42.442	32.228	117.414	35.016							
3	15:57:27.318	1:48.545	42.530	31.926	118.263	34.089							
4	15:59:14.924	1:47.606	41.772	31.979	116.743	33.855							
5	16:01:03.018	1:48.094	42.001	32.261	118.779	33.832							
6	16:02:52.072	1:49.054	41.935	31.775	120.353	35.344							
7	16:04:39.754	1:47.682	42.087	31.763	119.474	33.832							
8	16:06:30.233	1:50.479	43.982	32.231	118.092	34.266							
9	16:08:18.926	1:48.693	41.743	32.548	118.779	34.402							
10	16:10:07.510	1:48.584	42.089	32.405	116.245	34.090							
11	16:12:16.779	2:09.269	1:03.077	32.148	118.779	34.044							
(9) Ritchie Hollingsworth													
1	15:54:36.247	2:02.910	49.429	35.695	108.815	37.786							
2	15:56:37.760	2:01.513	47.108	36.494	97.868	37.911							
3	15:58:35.792	1:58.032	46.328	34.770	107.952	36.934							
4	16:00:36.735	2:00.943	47.094	35.312	107.104	38.537							
5	16:02:35.702	1:58.292	46.334	35.215	109.987	36.743							
6	16:04:34.440	1:59.413	47.797	34.905	112.407	36.711							
7	16:06:37.793	2:03.353	48.406	37.621	113.658	37.326							
8	16:08:40.555	2:02.762	48.103	37.508	108.815	37.151							

Ellen Lowery Chief of Timing & Scoring
Mike West Race Director

Orbits

www.mylaps.com

Licensed to: Sports Car Club of America



Buttonwillow Hoosier Super Tour 25A CW


Group 6 FX,FA,FC,FE2,P1,P2

Buttonwillow 3.020 miles

Grp 6 FX,FA,FC,FE2,P1,P2 Race 1

2/20/2021 15:25

Race (25:00 Time) started at 15:51:52



Lap	Time of Day	Lap Tm	S1 Tm	S2 Tm	SPd	S3 Tm
9	16:10:42.389	2:01.834	47.539	34.848	107.526	39.447
10	16:12:44.539	2:02.150	45.835	37.122	101.516	39.193
11	16:14:44.167	1:59.628	47.025	35.311	112.717	37.292

Lap	Time of Day	Lap Tm	S1 Tm	S2 Tm	SPd	S3 Tm
-----	-------------	--------	-------	-------	-----	-------

(1) Paul Marino

1	15:54:22.219	1:58.653	49.020	33.614	116.410	36.019
2	15:56:15.038	1:52.819	44.076	33.787	117.245	34.956
3	15:58:06.549	1:51.511	42.747	33.167	118.092	35.597
4	15:59:57.455	1:50.906	42.993	32.897	117.583	35.016
5	16:03:16.735	3:19.280	2:02.689	41.723	113.975	34.868
6	16:05:06.225	1:49.490	42.624	31.782	117.583	35.084
7	16:06:54.778	1:48.553	42.162	31.455	118.263	34.936
8	16:08:43.552	1:48.774	42.600	31.587	117.245	34.587
9	16:10:34.994	1:51.442	43.081	31.990	112.253	36.371
10	16:12:25.634	1:50.640	42.973	31.978	115.099	35.689
11	16:15:05.331	2:39.697	45.093	32.634	111.792	1:21.970

(46) John Fabijanec

1	15:54:56.788	2:31.028	1:14.379	40.263	107.810	36.386
2	15:56:55.476	1:58.688	45.905	35.429	114.775	37.354
3	15:58:50.569	1:55.093	45.270	34.119	115.587	35.704
4	16:00:46.805	1:56.236	46.309	34.610	117.077	35.317
5	16:02:43.517	1:56.712	46.528	34.521	116.743	35.663
6	16:04:38.526	1:55.009	44.554	34.115	105.855	36.340
7	16:06:34.120	1:55.594	45.064	35.333	116.080	35.197
8	16:08:30.238	1:56.118	43.410	36.249	97.286	36.459
9	16:13:19.326	4:49.088	43.980	34.463	116.080	3:30.645
10	16:15:19.623	2:00.297	48.127	36.495	109.398	35.675
11	16:17:20.459	2:00.836	45.127	36.469	114.614	39.240

(90) Gray Fowler

1	15:54:23.214	1:55.956	47.154	33.612	116.245	35.190
2	15:56:15.543	1:52.329	44.305	32.949	110.283	35.075
3	15:58:06.812	1:51.269	43.564	32.271	120.000	35.434
4	15:59:57.856	1:51.044	43.357	32.596	113.816	35.091
5	16:01:49.914	1:52.058	44.213	33.084	119.299	34.761
6	16:03:46.372	1:56.458	44.056	33.106	118.263	39.296
7	16:05:38.629	1:52.257	44.903	32.696	118.263	34.658

(70) Chuck Clendenen

1	15:54:27.057	1:59.151	48.277	33.809	100.889	37.065
2	15:56:21.854	1:54.797	45.205	33.585	116.245	36.007
3	15:58:15.236	1:53.382	44.339	33.021	108.238	36.022

Ellen Lowery Chief of Timing & Scoring Orbits
 Mike West Race Director

www.mylaps.com
 Licensed to: Sports Car Club of America