

CoTA Hoosier Super Tour

Group 6 STL,T2,T3,T4,STU

Grp 6 STL,T2,T3,STU Race 2

Race (30:00 or 14 Laps) started at 16:22:29

CoTA 3.410 miles

2/7/2021 15:35




Table with columns: Lap, Time of Day, Lap Tm, S1 Tm, S2 Tm, SPd, S3 Tm. Driver: (144) Tim Kezman. Laps 1-13.

Table with columns: Lap, Time of Day, Lap Tm, S1 Tm, S2 Tm, SPd, S3 Tm. Driver: (4) Zane Hodgen. Laps 1-13.

Table with columns: Lap, Time of Day, Lap Tm, S1 Tm, S2 Tm, SPd, S3 Tm. Driver: (31) Matthew O'Toole. Laps 1-13.

Table with columns: Lap, Time of Day, Lap Tm, S1 Tm, S2 Tm, SPd, S3 Tm. Driver: (16) Thomas Herb. Laps 1-13.

Table with columns: Lap, Time of Day, Lap Tm, S1 Tm, S2 Tm, SPd, S3 Tm. Driver: (149) Gregory Schermer. Laps 1-6.

Table with columns: Lap, Time of Day, Lap Tm, S1 Tm, S2 Tm, SPd, S3 Tm. Driver: (3) Dan Huberty. Laps 7-13.

Table with columns: Lap, Time of Day, Lap Tm, S1 Tm, S2 Tm, SPd, S3 Tm. Driver: (14) Scott Sewell. Laps 1-13.

Table with columns: Lap, Time of Day, Lap Tm, S1 Tm, S2 Tm, SPd, S3 Tm. Driver: (94) Jon Browne. Laps 1-13.

Table with columns: Lap, Time of Day, Lap Tm, S1 Tm, S2 Tm, SPd, S3 Tm. Driver: (52) Breton Williams. Laps 1-13.

Diane Carter Chief of Timing & Scoring
Mike West Race Director

Orbits

www.mylaps.com

Licensed to: Sports Car Club of America



CoTA Hoosier Super Tour

Group 6 STL,T2,T3,T4,STU

Grp 6 STL,T2,T3,STU Race 2

Race (30:00 or 14 Laps) started at 16:22:29

CoTA 3.410 miles

2/7/2021 15:35

Table with 7 columns: Lap, Time of Day, Lap Tm, S1 Tm, S2 Tm, SPd, S3 Tm. Driver: (109) Gamaliel Aguilar-Gamez. Laps 1-13.

Table with 7 columns: Lap, Time of Day, Lap Tm, S1 Tm, S2 Tm, SPd, S3 Tm. Driver: (91) Russell Seewald. Laps 8-13.

Table with 7 columns: Lap, Time of Day, Lap Tm, S1 Tm, S2 Tm, SPd, S3 Tm. Driver: (5) Chris Orr. Laps 1-13.

Table with 7 columns: Lap, Time of Day, Lap Tm, S1 Tm, S2 Tm, SPd, S3 Tm. Driver: (86) Denny Stripling. Laps 1-13.

Table with 7 columns: Lap, Time of Day, Lap Tm, S1 Tm, S2 Tm, SPd, S3 Tm. Driver: (58) John Hennessy. Laps 1-13.

Table with 7 columns: Lap, Time of Day, Lap Tm, S1 Tm, S2 Tm, SPd, S3 Tm. Driver: (44) Thomas Fowler. Laps 1-13.

Table with 7 columns: Lap, Time of Day, Lap Tm, S1 Tm, S2 Tm, SPd, S3 Tm. Driver: (09) David Fiorelli. Laps 1-13.

Table with 7 columns: Lap, Time of Day, Lap Tm, S1 Tm, S2 Tm, SPd, S3 Tm. Driver: (119) Angelica Sprehe. Laps 1-12.

Table with 7 columns: Lap, Time of Day, Lap Tm, S1 Tm, S2 Tm, SPd, S3 Tm. Driver: (08) Glen Morris. Laps 1-7.

Table with 7 columns: Lap, Time of Day, Lap Tm, S1 Tm, S2 Tm, SPd, S3 Tm. Driver: (20) Peter Federlin. Laps 1-2.


Diane Carter Chief of Timing & Scoring

Mike West Race Director

Orbits

www.mylaps.com

Licensed to: Sports Car Club of America



CoTA Hoosier Super Tour

Group 6 STL,T2,T3,T4,STU

Grp 6 STL,T2,T3,STU Race 2

Race (30:00 or 14 Laps) started at 16:22:29

CoTA 3.410 miles

2/7/2021 15:35




Table with 14 columns (Lap, Time of Day, Lap Tm, S1 Tm, S2 Tm, SPd, S3 Tm) and 14 rows per driver. Includes drivers like Sergio Zlobin, James Goughary, Camden Jones, Phillip (Keith) Morrow, Amy Mills, and Charlie Vehle.

Diane Carter Chief of Timing & Scoring
Mike West Race Director

Orbits



CoTA Hoosier Super Tour

Group 6 STL,T2,T3,T4,STU

Grp 6 STL,T2,T3,STU Race 2

Race (30:00 or 14 Laps) started at 16:22:29

CoTA 3.410 miles

2/7/2021 15:35




Table with columns: Lap, Time of Day, Lap Tm, S1 Tm, S2 Tm, SPd, S3 Tm. Driver: (11) William Keeling. Laps 1-12.

Table with columns: Lap, Time of Day, Lap Tm, S1 Tm, S2 Tm, SPd, S3 Tm. Driver: (37) Blake Thompson. Laps 1-12.

Table with columns: Lap, Time of Day, Lap Tm, S1 Tm, S2 Tm, SPd, S3 Tm. Driver: (27) William Snyder. Laps 1-12.

Table with columns: Lap, Time of Day, Lap Tm, S1 Tm, S2 Tm, SPd, S3 Tm. Driver: (79) Jim Rainey. Laps 1-12.

Table with columns: Lap, Time of Day, Lap Tm, S1 Tm, S2 Tm, SPd, S3 Tm. Driver: (78) Warren Sackman. Laps 1-12.

Table with columns: Lap, Time of Day, Lap Tm, S1 Tm, S2 Tm, SPd, S3 Tm. Driver: (110) Greg Abel. Laps 11-12.

Table with columns: Lap, Time of Day, Lap Tm, S1 Tm, S2 Tm, SPd, S3 Tm. Driver: (17) Whitfield Gregg. Laps 1-12.

Table with columns: Lap, Time of Day, Lap Tm, S1 Tm, S2 Tm, SPd, S3 Tm. Driver: (116) Carl Fung. Laps 1-12.

Table with columns: Lap, Time of Day, Lap Tm, S1 Tm, S2 Tm, SPd, S3 Tm. Driver: (01) Jasper Drenkler. Laps 1-12.

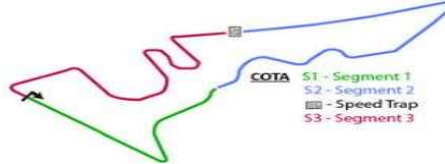
Table with columns: Lap, Time of Day, Lap Tm, S1 Tm, S2 Tm, SPd, S3 Tm. Driver: (98) David Byassee. Laps 1-8.

Diane Carter Chief of Timing & Scoring
Mike West Race Director

Orbits

www.mylaps.com

Licensed to: Sports Car Club of America



# CoTA Hoosier Super Tour

## Group 6 STL,T2,T3,T4,STU

### Grp 6 STL,T2,T3,STU Race 2

Race (30:00 or 14 Laps) started at 16:22:29

CoTA 3.410 miles

2/7/2021 15:35



Lap	Time of Day	Lap Tm	S1 Tm	S2 Tm	SPd	S3 Tm
9	16:48:26.548	2:49.207	36.619	1:05.128	117.933	1:07.460
10	16:51:16.108	2:49.560	36.665	1:05.454	118.558	1:07.441
11	16:54:03.424	<b>2:47.316</b>	36.841	1:04.648	119.829	1:05.827
12	16:56:58.847	2:55.423	36.941	1:07.759	113.351	1:10.723

Lap	Time of Day	Lap Tm	S1 Tm	S2 Tm	SPd	S3 Tm
2	16:27:57.539	2:40.415	34.714	1:01.696	114.512	1:04.005
3	16:30:35.129	<b>2:37.590</b>	34.098	1:01.053	122.230	1:02.439
4	16:33:14.226	2:39.097	34.533	1:01.382	121.786	1:03.182

(93) Mirabella Alfaro

1	16:25:35.880	2:54.015	40.822	1:06.896	104.686	1:06.297
2	16:28:26.093	2:50.213	36.780	1:05.474	106.177	1:07.959
3	16:31:14.814	<b>2:48.721</b>	37.091	1:05.208	109.827	1:06.422
4	16:34:05.497	2:50.683	37.946	1:05.730	107.884	1:07.007
5	16:36:55.101	2:49.604	37.380	1:05.320	105.014	1:06.904
6	16:39:45.413	2:50.312	37.177	1:05.621	105.509	1:07.514
7	16:42:38.121	2:52.708	38.026	1:06.728	110.733	1:07.954
8	16:45:27.866	2:49.745	37.565	1:05.097	98.682	1:07.083
9	16:48:18.183	2:50.317	37.388	1:05.617	104.037	1:07.312
10	16:51:08.999	2:50.816	37.909	1:06.091	107.024	1:06.816
11	16:53:59.891	2:50.892	37.301	1:05.960	107.538	1:07.631
12	16:57:10.077	3:10.186	39.372	1:13.613	83.985	1:17.201

(25) Chris Duncanson

1	16:25:12.021	2:40.223	38.156	59.519	125.428	1:02.548
2	16:27:45.583	2:33.562	33.834	58.030	132.094	1:01.698
3	16:30:18.937	<b>2:33.354</b>	33.136	57.932	128.552	1:02.286

(114) Steven Taake

1	16:25:42.253	2:59.051	40.131	1:08.784	102.449	1:10.136
2	16:28:33.185	2:50.932	38.529	1:04.737	109.468	1:07.666
3	16:31:26.240	2:53.055	38.792	1:04.782	103.556	1:09.481
4	16:34:16.298	<b>2:50.058</b>	38.354	1:04.294	109.647	1:07.410
5	16:37:06.646	2:50.348	37.848	1:04.718	111.099	1:07.782
6	16:40:09.873	3:03.227	38.171	1:09.941	96.414	1:15.115
7	16:43:16.505	3:06.632	41.051	1:11.267	94.780	1:14.314
8	16:46:21.064	3:04.559	42.265	1:10.409	95.726	1:11.885
9	16:49:20.956	2:59.892	39.962	1:08.702	95.048	1:11.228
10	16:52:21.421	3:00.465	39.452	1:09.352	97.393	1:11.661
11	16:55:20.892	2:59.471	39.682	1:10.459	107.711	1:09.330

(15) Randall Smart

1	16:25:46.151	3:00.707	39.760	1:09.425	102.293	1:11.522
2	16:28:41.546	2:55.395	37.825	1:06.566	118.349	1:11.004
3	16:31:33.079	<b>2:51.533</b>	37.765	1:05.058	116.500	1:08.710
4	16:34:28.144	2:55.065	37.275	1:08.341	116.500	1:09.449
5	16:37:26.376	2:58.232	37.810	1:08.121	117.520	1:12.301
6	16:40:24.974	2:58.598	38.094	1:07.987	117.520	1:12.517
7	16:43:29.531	3:04.557	40.868	1:08.096	116.906	1:15.593
8	16:46:27.531	2:58.000	38.121	1:07.661	118.141	1:12.218
9	16:49:28.256	3:00.725	39.866	1:09.730	113.160	1:11.129
10	16:52:26.678	2:58.422	38.807	1:06.275	117.726	1:13.340
11	16:55:21.919	2:55.241	38.368	1:06.479	115.896	1:10.394

(55) Robert MacKenzie

1	16:25:53.123	3:03.603	41.137	1:09.300	106.514	1:13.166
2	16:28:56.287	3:03.164	40.606	1:09.292	106.854	1:13.266
3	16:31:58.202	<b>3:01.915</b>	40.122	1:09.278	106.514	1:12.515
4	16:35:04.257	3:06.055	41.249	1:10.019	105.509	1:14.787
5	16:38:12.423	3:08.166	40.404	1:12.752	106.684	1:15.010
6	16:41:19.174	3:06.751	40.175	1:12.102	106.854	1:14.474
7	16:44:24.191	3:05.017	40.681	1:09.998	105.014	1:14.338
8	16:47:32.754	3:08.563	43.020	1:09.544	105.842	1:15.999
9	16:50:39.778	3:07.024	40.851	1:11.352	106.345	1:14.821
10	16:53:47.845	3:08.067	42.932	1:10.980	103.556	1:14.155
11	16:56:58.257	3:10.412	43.586	1:12.065	104.199	1:14.761

(112) Dominic Starkweather

1	16:25:18.461	2:44.250	37.334	1:03.342	128.798	1:03.574
2	16:27:57.532	2:39.071	34.520	1:00.432	124.961	1:04.119
3	16:30:36.057	2:38.525	34.845	1:00.762	124.961	1:02.918
4	16:33:13.611	2:37.554	34.237	1:00.611	127.091	1:02.706
5	16:35:50.002	<b>2:36.391</b>	34.261	59.960	128.798	1:02.170
6	16:38:26.613	2:36.611	34.205	59.869	126.135	1:02.537

(02) Stephen Jeu

1	16:25:17.124	2:42.361	37.014	1:02.355	120.043	1:02.992
---	--------------	----------	--------	----------	---------	----------

Diane Carter Chief of Timing & Scoring Orbits

Mike West Race Director

www.mylaps.com

Licensed to: Sports Car Club of America