

2020 Runoffs Road America

SM

Road America 3 Segments 4.048 miles

SM Race

10/9/2020 13:00

Race (40:00 or 13 Laps) started at 13:07:10

Table with columns: Lap, Time of Day, Lap Tm, Spd1, S1 Tm, Spd, S2 Tm, S3 Tm. Contains race data for drivers (42) Preston Pardus, (147) Konrad Czarczyk, (4) Rob Hines, (97) Brian Henderson, (07) Tyler Brown, (6) Nicholas Bruni, (175) Voytek Burdz, (56) Todd Buras, (39) Danny Steyn, (03) Michael Gagliardo.

Bill Skibbe Chief of Timing & Scoring


Orbits

Ken Patterson Race Director

Spd1 is Speed Trap from S/F to 120 feet past. Spd is the Traditional Speed Trap at Turn 5

www.mylaps.com

Licensed to: Sports Car Club of America



2020 Runoffs Road America

SM

Road America 3 Segments 4.048 miles

SM Race

10/9/2020 13:00

Race (40:00 or 13 Laps) started at 13:07:10

Table with columns: Lap, Time of Day, Lap Tm, Spd1, S1 Tm, Spd, S2 Tm, S3 Tm. Contains race results for drivers including Brandon Collins, Tom Brown, Tyler Quance, Michael Ross, Justin Oakes, Matt Reynolds, Steven Powers, Marc Cefalo, Nick Leverone, and Senter Smith.

Bill Skibbe Chief of Timing & Scoring


Orbits

Ken Patterson Race Director

Spd1 is Speed Trap from S/F to 120 feet past. Spd is the Traditional Speed Trap at Turn 5

www.mylaps.com

Licensed to: Sports Car Club of America



2020 Runoffs Road America

SM

Road America 3 Segments 4.048 miles

SM Race

10/9/2020 13:00

Race (40:00 or 13 Laps) started at 13:07:10

Table with columns: Lap, Time of Day, Lap Tm, Spd1, S1 Tm, Spd, S2 Tm, S3 Tm, Lap, Time of Day, Lap Tm, Spd1, S1 Tm, Spd, S2 Tm, S3 Tm. Includes driver names like Anthony Geraci, Charlie Campbell, Myles Goertz, Nick Iarossi, Joshua Hansen, Andrew Devoto, Michael LaMaina, Frankie Barroso, Jesse Singer, Brad Perez.

Bill Skibbe Chief of Timing & Scoring


Orbits

Ken Patterson Race Director

Spd1 is Speed Trap from S/F to 120 feet past. Spd is the Traditional Speed Trap at Turn 5

www.mylaps.com

Licensed to: Sports Car Club of America



2020 Runoffs Road America

SM

Road America 3 Segments 4.048 miles

SM Race

10/9/2020 13:00

Race (40:00 or 13 Laps) started at 13:07:10

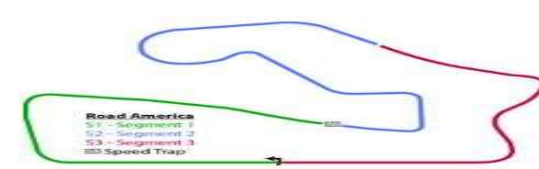
Lap	Time of Day	Lap Tm	Spd1	S1 Tm	Spd	S2 Tm	S3 Tm	Lap	Time of Day	Lap Tm	Spd1	S1 Tm	Spd	S2 Tm	S3 Tm	
1	13:10:16.718	2:57.279	77.528	52.507	115.362	1:12.164	52.608									
2	13:13:07.102	2:50.384	<b>100.358</b>	<b>48.618</b>	113.758	1:09.303	52.463	(17) Whitfield Gregg	1	13:10:17.165	2:58.127	76.015	52.499	116.679	1:11.721	53.907
3	13:16:05.919	2:58.817	95.663	49.642	113.442	1:07.860	1:01.315	2	13:13:08.977	2:51.812	100.729	49.617	114.555	1:08.848	53.347	
4	13:22:09.310	6:03.391	78.420	1:27.302	56.408	2:14.531	2:21.558	3	13:16:08.834	2:59.857	98.072	49.205	<b>117.517</b>	1:09.313	1:01.339	
5	13:27:03.607	4:54.297	45.925	1:42.173	43.071	2:02.815	1:09.309	3	13:16:08.834	2:59.857	98.072	49.205	<b>117.517</b>	1:09.313	1:01.339	
6	13:29:53.250	2:49.643	96.567	48.978	<b>116.846</b>	1:08.999	<b>51.666</b>	4	13:22:16.713	6:07.879	71.937	1:31.284	60.542	2:14.780	2:21.815	
7	13:32:43.364	2:50.114	97.140	49.107	113.758	1:08.891	52.116	5	13:27:07.654	4:50.941	53.146	1:41.663	45.114	2:01.183	1:08.095	
8	13:35:32.004	2:48.640	98.308	49.049	113.600	1:07.795	51.796	6	13:29:59.436	2:51.782	98.308	49.484	113.442	1:09.208	53.900	
9	13:38:24.748	2:52.744	98.308	51.094	115.038	1:08.429	53.221	7	13:32:49.725	2:50.289	94.997	49.213	114.394	1:09.202	51.874	
10	13:43:56.243	5:31.495	93.051	1:34.212	42.890	2:26.563	1:30.720	8	13:35:41.140	2:51.415	98.308	48.949	114.555	1:09.211	53.255	
11	13:46:44.777	<b>2:48.534</b>	94.557	49.107	114.075	<b>1:07.664</b>	51.763	9	13:38:34.369	2:53.229	96.910	52.331	115.038	1:08.207	52.691	
12	13:49:34.967	2:50.190	97.371	49.391	115.038	1:08.119	52.680	10	13:44:00.547	5:26.178	91.286	1:33.511	60.319	2:25.784	1:26.883	
								11	13:46:49.306	<b>2:48.759</b>	95.663	49.400	117.013	<b>1:08.039</b>	<b>51.320</b>	
								12	13:49:38.237	2:48.931	<b>101.228</b>	<b>48.402</b>	115.689	1:08.845	51.684	

(12) Marcos Vento								(17) Bret Prange							
1	13:10:18.656	2:56.693	79.875	52.742	113.285	1:10.833	53.118	1	13:10:11.346	2:57.721	80.583	54.287	114.876	1:11.704	51.730
2	13:13:09.394	2:50.738	98.308	49.125	116.347	1:08.355	53.258	2	13:13:16.323	3:04.977	100.358	48.867	117.856	1:08.646	1:07.464
3	13:16:07.938	2:58.544	97.140	<b>48.911</b>	<b>117.517</b>	1:07.794	1:01.839	3	13:16:15.400	2:59.077	88.424	51.777	116.017	1:09.124	58.176
4	13:22:15.064	6:07.126	73.029	1:30.315	63.014	2:15.090	2:21.721	4	13:22:23.883	6:08.483	89.293	1:31.118	69.670	2:18.737	2:18.628
5	13:27:07.059	4:51.995	49.661	1:41.464	43.230	2:00.822	1:09.709	5	13:27:11.615	4:47.732	59.702	1:40.418	48.977	2:00.877	1:06.437
6	13:29:57.453	2:50.394	97.837	49.788	115.689	1:08.189	52.417	6	13:30:01.042	2:49.427	98.783	49.470	114.876	1:08.137	51.820
7	13:32:45.820	<b>2:48.367</b>	98.072	49.436	116.513	1:07.924	<b>51.007</b>	7	13:32:53.222	2:52.180	99.022	49.122	115.689	1:11.170	51.888
8	13:35:34.689	2:48.869	<b>99.990</b>	49.182	116.182	<b>1:07.695</b>	51.992	8	13:35:44.094	2:50.872	97.371	49.091	114.876	1:08.595	53.186
9	13:38:27.486	2:52.797	99.142	52.297	112.972	1:08.407	52.093	9	13:38:36.056	2:51.962	97.604	50.472	<b>118.539</b>	1:08.668	52.822
10	13:43:58.237	5:30.751	95.440	1:34.844	50.334	2:27.017	1:28.890	10	13:44:01.700	5:25.644	94.557	1:34.462	65.434	2:25.677	1:25.505
11	13:46:46.816	2:48.579	98.190	49.489	115.038	1:07.706	51.384	11	13:46:49.557	<b>2:47.857</b>	96.681	48.972	117.181	<b>1:07.877</b>	<b>51.008</b>
12	13:49:35.287	2:48.471	98.783	49.058	116.017	1:08.003	51.410	12	13:49:38.445	2:48.888	<b>101.731</b>	<b>48.530</b>	118.026	1:07.938	52.420

(14) Amy Mills								(7) Steven Kohls							
1	13:10:16.813	2:59.014	77.749	53.198	114.235	1:12.003	53.813	1	13:10:11.852	2:58.293	81.547	54.492	115.038	1:12.145	51.656
2	13:13:08.167	2:51.354	<b>99.868</b>	49.853	117.349	1:08.612	52.889	2	13:13:02.542	2:50.690	99.990	49.077	116.513	1:08.304	53.309
3	13:16:07.006	2:58.839	99.142	49.245	117.013	1:08.183	1:01.411	3	13:16:01.607	2:59.065	96.910	49.836	116.017	1:09.196	1:00.033
4	13:22:12.368	6:05.362	75.246	1:28.430	54.820	2:15.398	2:21.534	4	13:22:01.514	5:59.907	85.556	1:26.554	44.525	2:14.270	2:19.083
5	13:27:05.386	4:53.018	50.365	1:41.834	38.490	2:01.033	1:10.151	5	13:27:01.522	5:00.008	54.564	1:42.494	25.090	2:05.555	1:11.959
6	13:29:56.498	2:51.112	97.140	50.001	115.853	1:08.479	52.632	6	13:29:52.114	2:50.592	98.308	49.324	113.916	1:09.814	51.454
7	13:32:45.294	2:48.796	99.746	49.037	116.347	1:08.360	51.399	7	13:32:41.199	2:49.085	<b>101.985</b>	48.675	<b>118.026</b>	1:09.244	<b>51.166</b>
8	13:35:34.180	2:48.886	99.022	48.805	<b>117.686</b>	1:07.679	52.402	8	13:35:31.392	2:50.193	100.358	49.468	116.182	1:08.269	52.456
9	13:38:33.101	2:58.921	96.226	58.682	114.394	1:08.220	52.019	9	13:38:26.638	2:55.246	95.440	51.977	113.758	1:08.797	54.472
10	13:43:59.574	5:26.473	95.663	1:32.218	49.361	2:26.023	1:28.232	10	13:43:58.117	5:31.479	95.218	1:35.007	49.183	2:26.616	1:29.856
11	13:46:48.013	2:48.439	97.604	49.715	116.513	1:07.557	<b>51.167</b>	11	13:46:46.491	<b>2:48.374</b>	98.072	48.958	114.555	1:08.016	51.400
12	13:49:35.650	<b>2:47.637</b>	98.308	<b>48.790</b>	117.349	<b>1:07.368</b>	51.479	12	13:49:38.666	2:52.175	98.426	<b>48.535</b>	116.017	<b>1:07.540</b>	56.100

(46) Domenico Leuci								(45) John Somner							
1	13:10:15.500	2:58.042	74.833	53.124	114.715	1:12.202	52.716	1	13:10:18.074	2:58.143	78.420	53.191	114.235	1:12.028	52.924
2	13:13:06.191	2:50.691	<b>101.605</b>	<b>48.641</b>	<b>118.368</b>	1:10.330	51.720	2	13:13:08.535	2:50.461	98.426	49.285	115.362	1:08.617	52.559
3	13:16:04.723	2:58.532	97.954	49.235	115.200	1:08.182	1:01.115	3	13:16:07.391	2:58.856	98.190	49.436	115.525	1:07.926	1:01.494
4	13:22:05.909	6:01.186	80.425	1:26.368	48.028	2:14.312	2:20.506	4	13:22:13.345	6:05.954	73.356	1:29.723	68.617	2:14.778	2:21.453
5	13:27:02.951	4:57.042	47.306	1:42.793	32.612	2:03.566	1:10.683	5	13:27:05.893	4:52.548	53.008	1:41.915	42.958	2:01.017	1:09.616
6	13:29:53.424	2:50.473	96.113	49.250	116.513	1:09.242	51.981	6	13:29:57.237	2:51.344	97.954	50.711	114.876	1:07.873	52.760
7	13:32:43.477	2:50.053	99.504	49.055	117.686	1:08.971	52.027	7	13:32:45.683	<b>2:48.446</b>	96.795	49.548	116.182	<b>1:07.535</b>	<b>51.363</b>
8	13:35:32.767	2:49.290	98.308	49.485	115.853	<b>1:07.834</b>	51.971	8	13:35:34.594	2:48.911	<b>99.625</b>	<b>49.053</b>	115.200	1:07.821	52.037
9	13:38:25.519	2:52.752	96.113	50.406	116.513	1:08.527	53.819	9	13:38:28.854	2:54.260	99.142	53.808	112.972	1:07.977	52.475
10	13:43:57.357	5:31.838	93.370	1:34.340	40.612	2:26.386	1:31.112	10	13:43:59.438	5:30.584	88.615	1:34.726	49.124	2:27.267	1:28.591
11	13:46:46.587	<b>2:49.230</b>	96.567	49.156	116.182	1:08.383	<b>51.691</b>	11	13:46:49.266	2:49.828	97.604	50.175	<b>116.679</b>	1:07.728	51.925
12	13:49:35.951	2:49.364	96.681	49.453	117.181	1:08.013	51.898	12	13:49:38.835	2:49.569	96.795	49.720	115.689	1:07.972	51.877

(28) David Henderson								(88) Samantha Silver							
1	13:10:20.058	2:58.772	78.195	53.463	113.916	1:10.987	54.322	1	13:10:09.707	2:56.866	80.902	53.812	114.235	1:11.505	51.549
2	13:13:16.536	2:56.478	97.837	50.132	114.876	1:08.400	57.946	2	13:12:56.879	<b>2:47.172</b>	<b>100.605</b>	<b>48.604</b>	<b>116.846</b>	1:07.682	<b>50.886</b>
3	13:16:12.599	2:56.063	99.262	49.149	112.352	1:08.696	58.218	3	13:15:49.111	2:52.232	99.990	49.130	115.689	<b>1:07.417</b>	55.685
4	13:22:20.230	6:07.631	84.583	1:30.546	63.503	2:15.317	2:21.768	4	13:21:41.665	5:52.554	86.461	1:27.107	48.426	2:11.659	2:13.788
5	13:27:09.488	4:49.258	59.184	1:40.499	43.880	2:00.478	1:08.281	5	13:26:55.970	5:14.305	47.197	1:45.627	20.166	2:11.401	1:17.277
6	13:30:00.457	2:50.969	97.025	49.604	113.442	1:09.058	52.307	6	13:30:10.634	3:14.664	95.107	49.614	116.182	1:09.141	1:15.909
7	13:32:49.829	2:49.372	98.308	49.419	113.600	1:08.363	51.590	7	13:33:00.566	2:49.932	86.461	50.394	113.129	1:08.179	51.359
8	13:35:41.237	2:51.408	98.190	48.976	114.235	1:09.340	53.092	8	13:35:50.197	2:49.631	96.910	49.052	115.853	1:08.886	51.693
9	13:38:35.609	2:54.372													



2020 Runoffs Road America

SM

Road America 3 Segments 4.048 miles

SM Race

10/9/2020 13:00

Race (40:00 or 13 Laps) started at 13:07:10

Table with columns: Lap, Time of Day, Lap Tm, Spd1, S1 Tm, Spd, S2 Tm, S3 Tm, Lap, Time of Day, Lap Tm, Spd1, S1 Tm, Spd, S2 Tm, S3 Tm. Contains race results for drivers like Charles Habisreutinger, Rudy Wopat, Michael Stagl, Warren Sackman, Jamey Randall, John Ogle, James Dvorak, John Kendall, Stanley Cosper, and William Keeling.


Bill Skibbe Chief of Timing & Scoring

Ken Patterson Race Director

Spd1 is Speed Trap from S/F to 120 feet past. Spd is the Traditional Speed Trap at Turn 5

www.mylaps.com

Licensed to: Sports Car Club of America



2020 Runoffs Road America

SM

Road America 3 Segments 4.048 miles

SM Race

10/9/2020 13:00

Race (40:00 or 13 Laps) started at 13:07:10

Table with columns: Lap, Time of Day, Lap Tm, Spd1, S1 Tm, Spd, S2 Tm, S3 Tm, Lap, Time of Day, Lap Tm, Spd1, S1 Tm, Spd, S2 Tm, S3 Tm. Contains race data for drivers (51) Tyler Ladd, (78) Steve Lanzer, (84) Dan Harding, (185) Earl Winebrenner, (142) Kyle Greenhill, (116) Ryan Gutile, (67) Andrew von Charbonneau, (72) John Valenta, (84) Dan Harding, (185) Earl Winebrenner, (142) Kyle Greenhill, (116) Jonathan Davis.

Bill Skibbe Chief of Timing & Scoring

Orbits

Ken Patterson Race Director

Spd1 is Speed Trap from S/F to 120 feet past. Spd is the Traditional Speed Trap at Turn 5

www.mylaps.com

Licensed to: Sports Car Club of America

