

2020 Runoffs Road America

SRF3 Road America 3 Segments 4.048 miles

SRF3 Qual 2 10/7/2020 13:00

Qualifying (22:00 Time) started at 13:22:25


Table with columns: Lap, Time of Day, Lap Tm, Spd1, S1 Tm, Spd, S2 Tm, S3 Tm. Rows include driver names like Brian Schofield, Denny Stripling, Franklin Futrelle, Mike Miserendino, Robeson Clay Russell, Bobby Sak, and Scott Rettich.

Bill Skibbe Chief of Timing & Scoring

Ken Patterson Race Director

Spd1 is Speed Trap from S/F to 120 feet past. Spd is the Traditional Speed Trap at Turn 5

www.mylaps.com Licensed to: Sports Car Club of America



2020 Runoffs Road America

SRF3 Road America 3 Segments 4.048 miles

SRF3 Qual 2 10/7/2020 13:00

Qualifying (22:00 Time) started at 13:22:25

Table with columns: Lap, Time of Day, Lap Tm, Spd1, S1 Tm, Spd, S2 Tm, S3 Tm, Lap, Time of Day, Lap Tm, Spd1, S1 Tm, Spd, S2 Tm, S3 Tm. Contains driver names like Mark Snyder, Todd Vanacore, Thomas W Burt, Gary Glanger, Robert Reed, Scott Monroe and their respective lap times and speeds.


Bill Skibbe Chief of Timing & Scoring Orbits

Ken Patterson Race Director

Spd1 is Speed Trap from S/F to 120 feet past. Spd is the Traditional Speed Trap at Turn 5

www.mylaps.com

Licensed to: Sports Car Club of America



2020 Runoffs Road America

SRF3 Road America 3 Segments 4.048 miles

SRF3 Qual 2 10/7/2020 13:00

Qualifying (22:00 Time) started at 13:22:25

Table with columns: Lap, Time of Day, Lap Tm, Spd1, S1 Tm, Spd, S2 Tm, S3 Tm. Rows include drivers like Justin Elder, Matt Gray, Richard Baldwin, Mark Hutchins, Nils Musaeus, Brian Grigsby, Johnny Meriggi, John Vogel, Paul Marino, Robert Mumm, Steven Greenhill, Reid Johnson, Steven Rehkemper, Wade White.

Bill Skibbe Chief of Timing & Scoring


Orbits

Ken Patterson Race Director

Spd1 is Speed Trap from S/F to 120 feet past. Spd is the Traditional Speed Trap at Turn 5

www.mylaps.com

Licensed to: Sports Car Club of America



2020 Runoffs Road America

SRF3 Road America 3 Segments 4.048 miles

SRF3 Qual 2 10/7/2020 13:00

Qualifying (22:00 Time) started at 13:22:25

Table with columns: Lap, Time of Day, Lap Tm, Spd1, S1 Tm, Spd, S2 Tm, S3 Tm, Driver Name, Lap, Time of Day, Lap Tm, Spd1, S1 Tm, Spd, S2 Tm, S3 Tm. Contains data for drivers like Alejandro DellaTorre, Mark Goodman, Scott Barr, Lee Douglas, Craig Wheatley, Tora Bonnier, Dave Tatge, Tom Miserendino, Greg Miller, Russell King, Timothy Gray, and TJ Acker.

Bill Skibbe Chief of Timing & Scoring Orbits

Ken Patterson Race Director Spd1 is Speed Trap from S/F to 120 feet past. Spd is the Traditional Speed Trap at Turn 5

www.mylaps.com Licensed to: Sports Car Club of America



2020 Runoffs Road America

SRF3

Road America 3 Segments 4.048 miles

SRF3 Qual 2

10/7/2020 13:00

Qualifying (22:00 Time) started at 13:22:25

Lap	Time of Day	Lap Tm	Spd1	S1 Tm	Spd	S2 Tm	S3 Tm	Lap	Time of Day	Lap Tm	Spd1	S1 Tm	Spd	S2 Tm	S3 Tm
(29) Dave Yahn															
1	13:27:09.821	3:05.099			111.433	1:09.516	49.809								
2	13:29:53.514	2:43.693	110.381	47.538	118.539	1:06.988	49.167								
3	13:32:35.499	2:41.985	110.679	47.207	119.057	1:06.488	48.290								
4	13:35:17.548	2:42.049	111.585	46.743	115.362	1:06.431	48.875								
5	13:38:00.461	2:42.913	110.980	47.409	120.282	1:06.520	48.984								
6	13:40:42.809	2:42.348	112.198	46.736	120.637	1:06.118	49.494								
7	13:43:25.158	2:42.349	111.282	46.734	120.282	1:06.236	49.379								
8	13:46:10.518	2:45.360	111.433	46.727	119.930	1:07.550	51.083								
(57) Craig Froeter															
1	13:27:13.550	3:05.245			105.538	1:10.327	49.705								
2	13:29:57.733	2:44.183	110.530	47.284	119.930	1:07.341	49.558								
3	13:32:40.906	2:43.173	110.980	47.447	118.368	1:07.070	48.656								
4	13:35:24.204	2:43.298	111.433	48.122	118.026	1:06.449	48.727								
p5	13:38:26.807	3:02.603	110.980	48.881	118.197	1:06.278									
6	13:41:46.003	3:19.196			99.625	1:07.873	53.034								
7	13:44:36.918	2:50.915	108.622		117.686	1:12.663	50.352								
(08) Andrea King															
1	13:27:17.589	3:07.150			112.352	1:12.206	51.332								
2	13:30:06.254	2:48.665	111.433	48.121	118.539	1:09.592	50.952								
3	13:32:54.300	2:48.046	111.891	47.894	117.181	1:09.629	50.523								
4	13:35:42.696	2:48.396	112.198	48.321	117.349	1:09.573	50.502								
5	13:38:32.961	2:50.265	112.198	47.676	116.513	1:09.032	53.557								
6	13:41:25.755	2:52.794	111.585	51.670	119.230	1:10.579	50.545								
7	13:44:12.580	2:46.825	112.198	47.331	118.539	1:08.406	51.088								
8	13:46:56.440	2:43.860	112.352	47.009	119.057	1:07.458	49.393								
(70) David De Bolt															
1	13:27:49.239	3:37.834			80.902	1:24.494	1:00.439								
p2	13:31:27.740	3:38.501	92.525	59.541	86.370	1:25.577									
p3	13:36:34.975	5:07.235													
4	13:39:40.614	3:05.639			116.679	1:11.454	51.063								
5	13:42:28.859	2:48.245	110.980	47.178	118.711	1:09.176	51.891								
6	13:45:13.295	2:44.436	111.738	46.537	118.368	1:08.019	49.880								

Bill Skibbe Chief of Timing & Scoring

Orbits

Ken Patterson Race Director

Spd1 is Speed Trap from S/F to 120 feet past.
Spd is the Traditional Speed Trap at Turn 5

www.mylaps.com

Licensed to: Sports Car Club of America