

Mid-Ohio Hoosier Racing Tire Super Tour


Group 7 FV,F500,FF

Mid-Ohio 2.258 miles

Grp 7 FV,F500,FF Race 2

6/2/2019 14:25

Race (35:00 or 21 Laps) started at 14:47:53

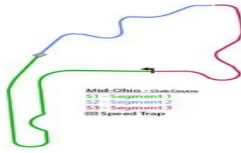


Lap	Time of Day	Lap Tm	S1	SPd	S2	S3	Lap	Time of Day	Lap Tm	S1	SPd	S2	S3
(22) James Weida							21	15:21:26.406	1:34.777				27.781
1	14:49:31.961	1:38.798				28.689	(85) David H. Livingston, Jr.						
2	14:51:05.876	1:33.915				27.888	1	14:50:04.614	1:37.855				28.046
3	14:52:39.416	1:33.540				27.777	2	14:51:38.766	1:34.152				27.715
4	14:54:12.749	1:33.333				27.761	3	14:53:13.114	1:34.348				27.800
5	14:55:45.442	1:32.693				27.537	4	14:54:47.109	1:33.995				27.659
6	14:57:18.196	1:32.754				27.545	5	14:56:21.429	1:34.320				27.865
7	14:58:50.522	1:32.326				27.101	6	14:57:56.438	1:35.009				27.823
8	15:00:24.145	1:33.623				28.563	7	14:59:30.113	1:33.675				27.652
9	15:01:55.672	1:31.527				27.100	8	15:01:04.292	1:34.179				27.749
10	15:03:27.306	1:31.634				27.209	9	15:02:38.824	1:34.532				27.615
11	15:04:59.205	1:31.899				27.339	10	15:04:13.442	1:34.618				27.976
12	15:06:31.784	1:32.579				28.240	11	15:05:47.038	1:33.596				27.457
13	15:08:04.234	1:32.450				27.526	12	15:07:21.841	1:34.803				28.157
14	15:09:38.429	1:34.195				28.759	13	15:08:55.265	1:33.424				27.449
15	15:11:11.279	1:32.850				27.460	14	15:10:29.176	1:33.911				27.874
16	15:12:43.790	1:32.511				27.591	15	15:12:02.879	1:33.703				27.669
17	15:14:19.390	1:35.600				29.103	16	15:13:37.143	1:34.264				27.672
18	15:15:52.912	1:33.522				27.648	17	15:15:11.043	1:33.900				27.611
19	15:17:26.229	1:33.317				27.914	18	15:16:44.617	1:33.574				27.765
20	15:19:00.306	1:34.077				28.123	19	15:18:19.038	1:34.421				27.485
21	15:20:38.645	1:38.339				29.606	20	15:19:51.847	1:32.809				27.493
							21	15:21:26.733	1:34.866				27.786
(13) Alex Scaler							(87) Brandon Lavender						
1	14:50:03.810	1:37.304				27.665	1	14:50:04.903	1:37.961				28.056
2	14:51:37.455	1:33.645				27.327	2	14:51:39.179	1:34.276				27.808
3	14:53:10.709	1:33.254				27.372	3	14:53:12.790	1:33.611				27.836
4	14:54:43.438	1:32.729				27.241	4	14:54:46.777	1:33.987				27.897
5	14:56:15.915	1:32.477				27.392	5	14:56:21.198	1:34.421				28.120
6	14:57:48.428	1:32.513				27.322	6	14:57:56.271	1:35.073				27.928
7	14:59:20.710	1:32.282				27.126	7	14:59:30.738	1:34.467				28.022
8	15:00:53.010	1:32.300				27.242	8	15:01:04.718	1:33.980				27.810
9	15:02:28.155	1:35.145				28.551	9	15:02:38.644	1:33.926				27.793
10	15:04:00.718	1:32.563				26.869	10	15:04:13.066	1:34.422				27.997
11	15:05:33.175	1:32.457				27.317	11	15:05:46.670	1:33.604				27.466
12	15:07:08.233	1:35.058				28.585	12	15:07:21.626	1:34.956				28.152
13	15:08:40.724	1:32.491				27.334	13	15:08:56.052	1:34.426				28.009
14	15:10:12.749	1:32.025				27.000	14	15:10:30.137	1:34.085				28.032
15	15:11:44.864	1:32.115				27.539	15	15:12:04.386	1:34.249				27.994
16	15:13:17.034	1:32.170				27.155	16	15:13:38.691	1:34.305				27.703
17	15:14:48.605	1:31.571				26.903	17	15:15:11.564	1:32.873				27.463
18	15:16:22.179	1:33.574				28.773	18	15:16:44.825	1:33.261				27.687
19	15:17:55.393	1:33.214				27.376	19	15:18:19.810	1:34.985				27.999
20	15:19:30.230	1:34.837				28.063	20	15:19:54.309	1:34.499				28.126
21	15:21:07.381	1:37.151				29.162	21	15:21:28.332	1:34.023				27.730
(18) Robert Dietz							(27) Ray Rivard						
1	14:50:06.546	1:39.974				28.813	1	14:50:06.902	1:40.171				28.790
2	14:51:44.371	1:37.825				28.589	2	14:51:43.607	1:36.705				28.288
3	14:53:19.192	1:34.821				28.064	3	14:53:18.789	1:35.182				28.168
4	14:54:54.047	1:34.855				27.915	4	14:54:53.703	1:34.914				28.009
5	14:56:28.520	1:34.473				28.235	5	14:56:28.758	1:35.055				28.071
6	14:58:03.074	1:34.554				28.024	6	14:58:03.303	1:34.545				27.861
7	14:59:37.673	1:34.599				28.562	7	14:59:37.889	1:34.586				28.402
8	15:01:11.891	1:34.218				27.881	8	15:01:12.149	1:34.260				27.823
9	15:02:45.350	1:33.459				27.595	9	15:02:45.728	1:33.579				27.641
10	15:04:18.215	1:32.865				27.344	10	15:04:18.827	1:33.099				27.391
11	15:05:51.044	1:32.829				27.404	11	15:05:51.389	1:32.562				27.200
12	15:07:25.128	1:34.084				27.584	12	15:07:24.807	1:33.418				27.516
13	15:08:58.723	1:33.595				27.468	13	15:08:58.263	1:33.456				27.236
14	15:10:31.842	1:33.119				28.164	14	15:10:46.226	1:47.963				42.197
15	15:12:05.007	1:33.165				27.500	15	15:12:22.286	1:36.060				27.755
16	15:13:37.897	1:32.890				27.543	16	15:13:55.665	1:33.379				27.498
17	15:15:10.766	1:32.869				27.851	17	15:15:29.258	1:33.593				27.489
18	15:16:44.373	1:33.607				27.777	18	15:17:02.227	1:32.969				27.364
19	15:18:18.168	1:33.795				27.874	19	15:18:35.353	1:33.126				27.349
20	15:19:51.629	1:33.461				27.616							

Tony Kasper Chief of Timing & Scoring Orbits
 Steve Pence Race Director

www.mylaps.com

censed to: Sports Car Club of America



Mid-Ohio Hoosier Racing Tire Super Tour


Group 7 FV,F500,FF

Mid-Ohio 2.258 miles

Grp 7 FV,F500,FF Race 2

6/2/2019 14:25

Race (35:00 or 21 Laps) started at 14:47:53

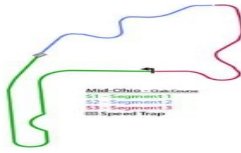


Lap	Time of Day	Lap Tm	S1	SPd	S2	S3	Lap	Time of Day	Lap Tm	S1	SPd	S2	S3
20	15:20:09.486	1:34.133				27.878	20	15:18:21.893	1:30.681				26.540
21	15:21:52.626	1:43.140				29.072							
(12) Bob Reid							(55) Robert Gray						
1	14:50:09.472	1:42.492				28.798	1	14:49:37.263	1:43.351				30.101
2	14:51:46.867	1:37.395				28.776	2	14:51:19.062	1:41.799				30.275
3	14:53:23.588	1:36.721				28.541	3	14:53:00.321	1:41.259				29.711
4	14:54:59.814	1:36.226				28.432	4	14:54:40.467	1:40.146				29.797
5	14:56:36.316	1:36.502				28.294	5	14:56:20.966	1:40.499				29.683
6	14:58:12.320	1:36.004				28.211	6	14:57:59.947	1:38.981				29.062
7	14:59:48.414	1:36.094				28.281	7	14:59:39.421	1:39.474				30.493
8	15:01:24.151	1:35.737				28.074	8	15:01:17.608	1:38.187				28.982
9	15:02:59.479	1:35.328				28.116	9	15:02:55.221	1:37.613				28.861
10	15:04:35.049	1:35.570				28.066	10	15:04:32.749	1:37.528				28.682
11	15:06:11.180	1:36.131				29.414	11	15:06:11.444	1:38.695				30.046
12	15:07:47.232	1:36.052				28.442	12	15:07:49.722	1:38.278				29.231
13	15:09:22.833	1:35.601				28.057	13	15:09:26.790	1:37.068				29.037
14	15:10:57.916	1:35.083				27.813	14	15:11:04.846	1:38.056				29.324
15	15:12:32.918	1:35.002				27.883	15	15:12:41.083	1:36.237				28.565
16	15:14:08.564	1:35.646				27.925	16	15:14:19.207	1:38.124				29.039
17	15:15:43.440	1:34.876				27.810	17	15:15:56.136	1:36.929				28.211
18	15:17:18.532	1:35.092				27.895	18	15:17:32.204	1:36.068				28.421
19	15:18:54.851	1:36.319				28.800	19	15:19:08.970	1:36.766				29.354
20	15:20:30.451	1:35.600				28.116	20	15:20:46.216	1:37.246				28.885
21	15:22:06.238	1:35.787				28.276							
(07) Calvin Stewart							(86) Kevin Brumbaugh						
1	14:49:30.651	1:37.556				28.411	1	14:50:09.253	1:42.113				29.202
2	14:51:04.236	1:33.585				27.369	2	14:51:47.714	1:38.461				29.010
3	14:52:35.645	1:31.409				26.967	3	14:53:24.860	1:37.146				28.736
4	14:54:07.722	1:32.077				27.152	4	14:55:00.611	1:35.751				28.564
5	14:55:38.875	1:31.153				27.138	5	14:56:37.050	1:36.439				28.548
6	14:57:10.834	1:31.959				27.044	6	14:58:12.974	1:35.924				28.518
7	14:58:42.652	1:31.818				27.857	7	14:59:48.016	1:35.042				28.285
8	15:00:13.909	1:31.257				26.969	8	15:01:23.919	1:35.903				28.226
9	15:01:44.792	1:30.883				27.024	9	15:02:59.128	1:35.209				28.194
10	15:03:14.571	1:29.779				26.530	10	15:04:35.730	1:36.602				28.262
11	15:04:44.524	1:29.953				26.709	11	15:06:25.480	1:49.750				28.858
12	15:06:14.433	1:29.909				26.659	12	15:08:02.091	1:36.611				28.023
13	15:07:46.443	1:32.010				27.353	13	15:09:39.024	1:36.933				29.543
14	15:09:17.266	1:30.823				27.016	14	15:11:14.388	1:35.364				28.325
15	15:10:48.245	1:30.979				27.095	15	15:12:50.529	1:36.141				28.036
16	15:12:19.556	1:31.311				26.978	16	15:14:25.218	1:34.689				27.935
17	15:13:50.759	1:31.203				27.840	17	15:16:00.035	1:34.817				27.986
18	15:15:20.408	1:29.649				26.317	18	15:17:35.729	1:35.694				28.325
19	15:16:50.671	1:30.263				26.688	19	15:19:11.154	1:35.425				27.913
20	15:18:21.498	1:30.827				26.705	20	15:20:46.843	1:35.689				28.315
(46) Eric McRee							(42) Andrew Whitston						
1	14:49:31.432	1:38.401				28.505	1	14:50:12.105	1:43.528				29.551
2	14:51:05.188	1:33.756				27.578	2	14:51:53.663	1:41.558				29.277
3	14:52:36.757	1:31.569				27.237	3	14:53:35.032	1:41.369				29.485
4	14:54:08.419	1:31.662				27.348	4	14:55:16.133	1:41.101				29.300
5	14:55:40.226	1:31.807				27.237	5	14:56:57.341	1:41.208				29.333
6	14:57:12.375	1:32.149				26.962	6	14:58:38.435	1:41.094				29.302
7	14:58:43.605	1:31.230				26.924	7	15:00:19.790	1:41.355				29.352
8	15:00:15.958	1:32.353				26.924	8	15:02:00.375	1:40.585				29.424
9	15:01:46.791	1:30.833				27.170	9	15:03:40.937	1:40.562				29.017
10	15:03:17.635	1:30.844				26.933	10	15:05:21.351	1:40.414				28.834
11	15:04:47.880	1:30.245				26.997	11	15:07:01.791	1:40.440				29.168
12	15:06:18.142	1:30.262				26.937	12	15:08:42.398	1:40.607				29.310
13	15:07:48.935	1:30.793				27.232	13	15:10:23.299	1:40.901				29.481
14	15:09:19.401	1:30.466				26.895	14	15:12:04.201	1:40.902				29.307
15	15:10:50.096	1:30.695				27.243	15	15:13:44.633	1:40.432				29.008
16	15:12:20.345	1:30.249				26.571	16	15:15:25.608	1:40.975				29.220
17	15:13:51.461	1:31.116				28.082	17	15:17:06.185	1:40.577				29.175
18	15:15:21.286	1:29.825				26.667	18	15:18:47.054	1:40.869				29.290
19	15:16:51.212	1:29.926				26.691	19	15:20:28.973	1:41.919				29.634
							20	15:22:10.468	1:41.495				29.850

Tony Kasper Chief of Timing & Scoring
 Steve Pence Race Director
 Orbits

www.mylaps.com

censed to: Sports Car Club of America



Mid-Ohio Hoosier Racing Tire Super Tour


Group 7 FV,F500,FF

Mid-Ohio 2.258 miles

Grp 7 FV,F500,FF Race 2

6/2/2019 14:25

Race (35:00 or 21 Laps) started at 14:47:53

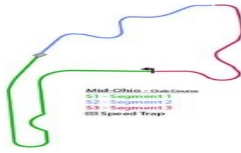


Lap	Time of Day	Lap Tm	S1	SPd	S2	S3	Lap	Time of Day	Lap Tm	S1	SPd	S2	S3
(2) Zachary Whitston													
1	14:50:14.747	1:45.442				30.043	2	14:51:56.062	1:42.095				29.868
2	14:51:56.896	1:42.149				29.918	3	14:53:37.861	1:41.799				29.399
3	14:53:38.791	1:41.895				29.642	4	14:55:18.940	1:41.079				29.627
4	14:55:20.002	1:41.211				29.506	5	14:57:00.396	1:41.456				29.272
5	14:57:01.381	1:41.379				29.626	6	14:58:41.875	1:41.479				29.843
6	14:58:42.392	1:41.011				29.831	7	15:00:24.261	1:42.386				29.857
7	15:00:25.257	1:42.865				30.474	8	15:02:05.062	1:40.801				29.250
8	15:02:05.725	1:40.468				29.253	9	15:03:45.680	1:40.618				29.165
9	15:03:46.283	1:40.558				29.420	10	15:05:26.604	1:40.924				29.299
10	15:05:26.781	1:40.498				29.240	11	15:07:08.230	1:41.626				29.641
11	15:07:07.039	1:40.258				29.432	12	15:08:48.547	1:40.317				29.360
12	15:08:47.406	1:40.367				29.128	13	15:10:28.740	1:40.193				29.086
13	15:10:28.274	1:40.868				29.567	14	15:12:10.568	1:41.828				29.181
14	15:12:10.378	1:42.104				29.308	15	15:13:52.349	1:41.781				30.112
15	15:13:53.072	1:42.694				30.239	16	15:15:32.940	1:40.591				29.140
16	15:15:33.570	1:40.498				29.388	17	15:17:14.001	1:41.061				29.514
17	15:17:14.452	1:40.882				29.398	18	15:18:55.303	1:41.302				29.645
18	15:18:54.764	1:40.312				29.461	19	15:20:37.304	1:42.001				29.612
19	15:20:36.674	1:41.910				29.482	(81) Alexander Bertolucci						
20	15:22:18.381	1:41.707				29.548	1	14:50:15.439	1:45.729				30.138
(15) Brian Farnham													
1	14:50:13.135	1:44.481				29.666	2	14:51:57.393	1:41.954				29.490
2	14:51:55.862	1:42.727				29.869	3	14:53:39.135	1:41.742				29.502
3	14:53:37.461	1:41.599				29.269	4	14:55:20.875	1:41.740				29.425
4	14:55:19.256	1:41.795				29.639	5	14:57:02.040	1:41.165				29.402
5	14:56:59.956	1:40.700				29.280	6	14:58:43.665	1:41.625				30.058
6	14:58:42.212	1:42.256				29.863	7	15:00:26.154	1:42.489				29.561
7	15:00:23.508	1:41.296				29.407	8	15:02:06.709	1:40.555				29.308
8	15:02:04.222	1:40.714				29.134	9	15:03:47.258	1:40.549				29.326
9	15:03:45.034	1:40.812				29.020	10	15:05:27.715	1:40.457				29.319
10	15:05:25.621	1:40.587				29.026	11	15:07:09.369	1:41.654				30.093
11	15:07:06.238	1:40.617				29.060	12	15:08:50.970	1:41.601				29.471
12	15:08:47.056	1:40.818				29.149	13	15:10:33.563	1:42.593				30.418
13	15:10:28.495	1:41.439				29.230	14	15:12:16.385	1:42.822				29.732
14	15:12:10.017	1:41.522				29.122	15	15:13:59.637	1:43.252				29.742
15	15:13:50.923	1:40.906				29.048	16	15:15:42.321	1:42.684				29.889
16	15:15:34.416	1:43.493				28.742	17	15:17:25.311	1:42.990				29.841
17	15:17:15.114	1:40.698				29.546	18	15:19:08.860	1:43.549				30.584
18	15:18:55.952	1:40.838				29.046	19	15:20:52.539	1:43.679				30.230
19	15:20:37.945	1:41.993				29.199	(80) Stevan Davis						
20	15:22:18.902	1:40.957				29.505	1	14:50:15.263	1:45.734				30.267
(48) Chris Jennerjahn													
1	14:50:12.929	1:44.211				29.952	2	14:51:58.291	1:43.028				29.952
2	14:51:55.699	1:42.770				29.936	3	14:53:40.576	1:42.285				29.840
3	14:53:38.588	1:42.889				29.760	4	14:55:23.740	1:43.164				30.904
4	14:55:20.441	1:41.853				29.452	5	14:57:07.201	1:43.461				29.906
5	14:57:01.684	1:41.243				29.517	6	14:58:50.368	1:43.167				29.700
6	14:58:42.674	1:40.990				29.779	7	15:00:32.522	1:42.154				29.465
7	15:00:25.486	1:42.812				30.495	8	15:02:15.367	1:42.845				29.690
8	15:02:06.038	1:40.552				29.275	9	15:03:58.110	1:42.743				29.470
9	15:03:46.600	1:40.562				29.383	10	15:05:40.357	1:42.247				29.679
10	15:05:27.312	1:40.712				29.397	11	15:07:24.010	1:43.653				30.691
11	15:07:09.119	1:41.807				30.263	12	15:09:07.619	1:43.609				29.722
12	15:08:49.501	1:40.382				29.286	13	15:10:50.154	1:42.535				29.636
13	15:10:30.336	1:40.835				29.565	14	15:12:32.732	1:42.578				29.633
14	15:12:11.017	1:40.681				29.448	15	15:14:15.769	1:43.037				29.686
15	15:13:52.630	1:41.613				30.145	16	15:15:58.200	1:42.431				29.432
16	15:15:33.814	1:41.184				29.408	17	15:17:39.845	1:41.645				29.161
17	15:17:14.974	1:41.160				29.639	18	15:19:22.073	1:42.228				29.481
18	15:18:55.660	1:40.686				29.127	19	15:21:04.634	1:42.561				29.734
19	15:20:37.006	1:41.346				29.557	(21) Graham Loughhead						
20	15:22:40.680	2:03.674				33.835	1	14:50:17.534	1:47.609				30.517
(8) Jeff Loughhead													
1	14:50:13.967	1:45.057				29.974	2	14:52:03.430	1:45.896				30.598
							3	14:53:48.177	1:44.747				30.320
							4	14:55:32.915	1:44.738				30.369
							5	14:57:17.664	1:44.749				30.272
							6	14:59:01.571	1:43.907				30.310

Tony Kasper Chief of Timing & Scoring	Orbits
Steve Pence Race Director	

www.mylaps.com

censed to: Sports Car Club of America



Mid-Ohio Hoosier Racing Tire Super Tour


Group 7 FV,F500,FF

Mid-Ohio 2.258 miles

Grp 7 FV,F500,FF Race 2

6/2/2019 14:25

Race (35:00 or 21 Laps) started at 14:47:53



Lap	Time of Day	Lap Tm	S1	SPd	S2	S3	Lap	Time of Day	Lap Tm	S1	SPd	S2	S3
7	15:00:45.783	1:44.212				30.047	12	15:06:28.487	1:31.614				26.814
8	15:02:29.472	1:43.689				30.066	13	15:08:00.521	1:32.034				27.263
9	15:04:13.424	1:43.952				30.314	14	15:09:32.705	1:32.184				26.901
10	15:05:57.126	1:43.702				29.951	15	15:11:03.217	1:30.512				26.963
11	15:07:41.289	1:44.163				30.109	16	15:12:34.017	1:30.800				26.905
12	15:09:25.787	1:44.498				30.078	17	15:14:05.777	1:31.760				27.018
13	15:11:10.632	1:44.845				30.537	18	15:15:36.648	1:30.871				26.921
14	15:12:55.722	1:45.090				30.004							
15	15:14:38.747	1:43.025				29.944							
16	15:16:22.127	1:43.380				30.180	(72) Jeremy Swank						
17	15:18:05.658	1:43.531				30.140	1	14:49:40.993	1:47.361				29.522
18	15:19:50.148	1:44.490				30.209	2	14:51:19.723	1:38.730				29.074
19	15:21:34.138	1:43.990				30.273	3	14:53:03.411	1:43.688				32.008
							p4	14:55:03.061	1:59.650				

(5) Ron Whitston

1	14:50:17.027	1:47.172				30.496
2	14:52:01.100	1:44.073				30.398
3	14:53:45.416	1:44.316				30.588
4	14:55:29.662	1:44.246				30.490
5	14:57:15.087	1:45.425				30.725
6	14:58:59.798	1:44.711				30.447
7	15:00:43.915	1:44.117				30.117
8	15:02:28.081	1:44.166				30.433
9	15:04:12.570	1:44.489				30.674
10	15:05:56.829	1:44.259				30.028
11	15:07:41.835	1:45.006				29.945
12	15:09:26.640	1:44.805				30.150
13	15:11:10.979	1:44.339				30.035
14	15:12:55.194	1:44.215				30.003
15	15:14:38.451	1:43.257				29.977
16	15:16:21.757	1:43.306				30.055
17	15:18:06.103	1:44.346				29.703
18	15:19:50.946	1:44.843				30.051
19	15:21:35.009	1:44.063				30.051

(74) Stuart Delaney

1	14:50:18.600	1:48.450				30.755
2	14:52:04.919	1:46.319				30.866
3	14:53:50.718	1:45.799				30.766
4	14:55:35.930	1:45.212				30.756
5	14:57:24.954	1:49.024				31.798
6	14:59:10.334	1:45.380				30.461
7	15:00:55.709	1:45.375				30.444
8	15:02:41.040	1:45.331				30.928
9	15:04:25.816	1:44.776				30.644
10	15:06:10.606	1:44.790				30.627
11	15:07:56.533	1:45.927				30.492
12	15:09:41.466	1:44.933				30.236
13	15:11:26.459	1:44.993				30.585
14	15:13:12.105	1:45.646				30.711
15	15:14:56.328	1:44.223				30.271
16	15:16:41.074	1:44.746				30.623
17	15:18:27.323	1:46.249				30.409
18	15:20:11.382	1:44.059				30.184
19	15:21:57.592	1:46.210				30.496

(19) David Lapham

1	14:49:30.413	1:37.201				28.535
2	14:51:03.390	1:32.977				27.324
3	14:52:35.269	1:31.879				27.228
4	14:54:07.496	1:32.227				27.218
5	14:55:39.384	1:31.888				27.050
6	14:57:18.406	1:39.022				27.030
7	14:58:50.319	1:31.913				27.442
8	15:00:23.349	1:33.030				28.204
9	15:01:54.462	1:31.113				27.094
10	15:03:25.937	1:31.475				27.198
11	15:04:56.873	1:30.936				26.941

Tony Kasper Chief of Timing & Scoring

Orbits

Steve Pence Race Director

www.mylaps.com

censed to: Sports Car Club of America