



Mid-Ohio Hoosier Racing Tire Super Tour


Group 5 SM

Mid-Ohio 2.258 miles

Grp 5 SM Race 2

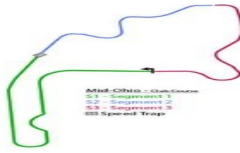
6/2/2019 12:45

Race (35:00 or 21 Laps) started at 13:02:52



Lap	Time of Day	Lap Tm	S1	SPd	S2	S3	Lap	Time of Day	Lap Tm	S1	SPd	S2	S3
16	13:30:28.805	1:42.711				30.235	18	13:35:32.116	1:48.303				32.499
17	13:32:12.046	1:43.241				30.305	19	13:37:20.074	1:47.958				31.820
18	13:33:55.166	1:43.120				30.309	20	13:39:08.976	1:48.902				32.559
19	13:35:41.629	1:46.463				32.049							
p20	13:37:38.867	1:57.238											
(73) Robert MacDonald							(93) Doug Kowalczyk						
1	13:05:30.963	2:34.514				31.850	1	13:04:51.317	1:52.326	50.390	105.028	29.651	32.285
2	13:07:18.249	1:47.286				31.293	2	13:06:40.660	1:49.343				32.348
3	13:09:04.262	1:46.013				30.991	3	13:08:29.424	1:48.764				32.514
4	13:10:49.873	1:45.611				31.463	4	13:10:18.696	1:49.272				32.387
5	13:12:35.757	1:45.884				31.590	5	13:12:08.274	1:49.578				32.208
6	13:14:21.784	1:46.027				31.162	6	13:13:57.543	1:49.269				32.126
7	13:16:08.468	1:46.684				30.929	7	13:15:46.154	1:48.611				31.777
8	13:17:53.784	1:45.316				31.154	8	13:17:35.052	1:48.898				31.500
9	13:19:38.790	1:45.006				30.829	9	13:19:24.906	1:49.854				31.393
10	13:21:25.720	1:46.930				31.154	10	13:21:12.702	1:47.796				31.643
11	13:23:10.678	1:44.958				30.811	11	13:23:00.076	1:47.374				31.761
12	13:24:55.657	1:44.979				30.914	12	13:24:47.652	1:47.576				31.896
13	13:26:40.301	1:44.644				30.866	13	13:26:35.156	1:47.504				31.573
14	13:28:25.071	1:44.770				30.907	14	13:28:22.291	1:47.135				31.547
15	13:30:10.711	1:45.640				30.927	15	13:30:10.568	1:48.277				32.651
16	13:31:56.059	1:45.348				30.862	16	13:31:59.185	1:48.617				32.154
17	13:33:41.826	1:45.767				31.015	17	13:33:46.127	1:46.942				31.431
18	13:35:26.126	1:44.300				30.860	18	13:35:33.962	1:47.835				31.571
19	13:37:11.219	1:45.093				30.586	19	13:37:21.303	1:47.341				31.375
20	13:38:56.855	1:45.636				30.755	20	13:39:09.607	1:48.304				32.183
						31.008	(33) Matthew Forbush						
						30.862	1	13:04:52.012	1:52.537	50.564	106.672	29.347	32.626
							2	13:06:41.048	1:49.036				32.456
							3	13:08:29.736	1:48.688				32.506
							4	13:10:19.026	1:49.290				32.128
							5	13:12:08.659	1:49.633				32.827
							6	13:13:57.897	1:49.238				32.093
							7	13:16:02.979	2:05.082				32.334
							8	13:17:50.309	1:47.330				31.389
							9	13:19:38.336	1:48.027				30.741
							10	13:21:26.546	1:48.210				30.874
							11	13:23:13.572	1:47.026				31.162
							12	13:25:00.952	1:47.380				31.370
							13	13:26:49.721	1:48.769				32.265
							14	13:28:37.708	1:47.987				31.446
							15	13:30:25.652	1:47.944				31.449
							16	13:32:15.198	1:49.546				31.446
							17	13:34:02.735	1:47.537				31.281
							18	13:35:49.726	1:46.991				31.384
							19	13:37:37.952	1:48.226				31.873
							20	13:39:26.719	1:48.767				31.905
							(195) Bruce Bannister						
							1	13:04:43.667	1:47.955	47.598	110.564	29.422	30.935
							2	13:06:28.091	1:44.424				30.515
							3	13:08:13.622	1:45.531				30.860
							4	13:09:57.681	1:44.059				30.319
							5	13:11:42.134	1:44.453				30.534
							6	13:13:26.476	1:44.342				30.527
							7	13:15:10.900	1:44.424				30.680
							8	13:16:55.312	1:44.412				30.393
							9	13:18:39.817	1:44.505				30.443
							10	13:20:24.733	1:44.916				30.677
							11	13:22:09.037	1:44.304				30.372
							12	13:23:53.062	1:44.025				30.519
							13	13:25:37.551	1:44.489				30.467
							14	13:27:22.194	1:44.643				30.786
							15	13:29:06.262	1:44.068				30.524
							16	13:30:50.511	1:44.249				30.628
							17	13:32:34.500	1:43.989				30.483
							18	13:34:20.696	1:46.196				31.496

Tony Kasper Chief of Timing & Scoring
 Steve Pence Race Director
Orbits



Mid-Ohio Hoosier Racing Tire Super Tour


Group 5 SM

Mid-Ohio 2.258 miles

Grp 5 SM Race 2

6/2/2019 12:45

Race (35:00 or 21 Laps) started at 13:02:52



Lap	Time of Day	Lap Tm	S1	SPd	S2	S3	Lap	Time of Day	Lap Tm	S1	SPd	S2	S3
(40) Stewart Lovdal													
1	13:04:44.466	1:48.406	47.425	108.655	29.535	31.446							
2	13:06:29.774	1:45.308				30.635							
3	13:08:15.298	1:45.524				30.886							
4	13:10:00.720	1:45.422				30.879							
5	13:11:45.572	1:44.852				30.656							
6	13:13:30.424	1:44.852				30.719							
7	13:15:15.082	1:44.658				30.709							
8	13:16:59.982	1:44.900				30.435							
9	13:18:43.835	1:43.853				30.225							
10	13:20:27.679	1:43.844				30.263							
11	13:22:11.535	1:43.856				30.469							
12	13:23:55.565	1:44.030				30.548							
13	13:25:39.749	1:44.184				30.435							
14	13:27:24.437	1:44.688				30.328							
15	13:29:08.381	1:43.944				30.499							
16	13:30:53.407	1:45.026				30.551							
17	13:32:37.909	1:44.502				30.475							
18	13:34:22.339	1:44.430				30.439							
(8) Jason Kohler													
1	13:04:40.491	1:47.086	47.847	110.415	28.509	30.730							
2	13:06:25.788	1:45.297				31.067							
3	13:08:10.431	1:44.643				30.259							
4	13:09:53.379	1:42.948				30.170							
5	13:11:36.347	1:42.968				30.220							
6	13:13:22.062	1:45.715				30.175							
7	13:15:04.883	1:42.821				30.052							
8	13:16:47.510	1:42.627				29.840							
9	13:18:30.420	1:42.910				30.289							
10	13:20:13.785	1:43.365				30.334							
11	13:21:57.556	1:43.771				30.590							
12	13:23:40.611	1:43.055				30.221							
p13	13:25:40.133	1:59.522											
(98) Charlie Campbell													
1	13:04:42.200	1:47.164	47.184	111.925	29.164	30.816							
2	13:06:26.554	1:44.354				30.222							
3	13:08:11.806	1:45.252				30.247							
4	13:09:55.486	1:43.680				29.975							
5	13:11:38.539	1:43.053				30.090							
6	13:13:22.389	1:43.850				30.160							
7	13:15:05.721	1:43.332				30.342							
p8	13:17:27.251	2:21.530											
(23) Tom Coury													
1	13:04:41.695	1:47.201	47.598	110.117	28.738	30.865							
2	13:06:26.136	1:44.441				30.767							
3	13:08:10.090	1:43.954				30.383							
4	13:09:53.051	1:42.961				30.163							
5	13:11:36.151	1:43.100				30.231							
(35) Frank Todaro													
1	13:04:41.223	1:46.736	47.327	110.266	28.777	30.632							
2	13:06:26.130	1:44.907				30.442							
p3	13:08:49.310	2:23.180											

Tony Kasper Chief of Timing & Scoring Steve Pence Race Director Orbits

www.mylaps.com

censed to: Sports Car Club of America