



Mid-Ohio Hoosier Racing Tire Super Tour


Group 4 P1,P2,FA,FB,FC,FE,FE2,FM

Mid-Ohio 2.258 miles

Grp 4 P1,P2,FA,FB,FC,FE,FE2,FM Race 1

6/1/2019 14:15

Race (25:00 Time) started at 14:58:52



Lap	Time of Day	Lap Tm	S1	SPd	S2	S3	Lap	Time of Day	Lap Tm	S1	SPd	S2	S3
(92) Antoine Comeau							3	15:03:14.299	1:24.812	36.468	136.590	23.149	25.195
1	15:00:19.669	1:26.889	38.041	142.539	23.648	25.200	4	15:04:38.476	1:24.177	36.110	139.382	23.194	24.873
2	15:01:43.003	1:23.334	35.862	142.539	22.883	24.589	5	15:06:01.939	1:23.463	36.072	136.818	22.859	24.532
3	15:03:05.531	1:22.528	35.171	143.288	22.520	24.837	6	15:07:25.624	1:23.685	36.062	136.590	22.932	24.691
4	15:04:27.325	1:21.794	34.929	143.539	22.403	24.462	7	15:08:49.039	1:23.415	36.082	137.972	22.705	24.628
5	15:05:49.067	1:21.742	34.671	143.791	22.589	24.482	8	15:10:12.269	1:23.230	35.877	137.739	22.662	24.691
6	15:07:12.561	1:23.494	34.761	144.044	24.302	24.431	9	15:11:53.034	1:40.765	36.053	141.798	24.415	40.297
7	15:08:34.612	1:22.051	34.934	143.539	22.690	24.427	10	15:13:18.493	1:25.459	36.858	139.620	23.178	25.423
8	15:09:58.127	1:23.515	35.130	144.809	23.225	25.160	11	15:14:47.490	1:28.997	36.113	138.439	27.467	25.417
9	15:11:23.329	1:25.202	36.613	144.044	22.558	26.031	12	15:16:24.466	1:36.976	37.868	113.163	29.738	29.370
10	15:12:46.012	1:22.683	35.632	143.791	22.745	24.306	13	15:18:43.809	2:19.343	43.643	115.235	46.591	49.109
11	15:14:08.477	1:22.465	34.783	143.791	23.165	24.517	14	15:21:47.023	3:03.214	24.758	42.480	45.770	52.686
12	15:15:36.971	1:28.494	35.138	144.298	23.525	29.831	(14) David Bleke						
13	15:18:30.759	2:53.788	10.553	41.489	51.705	51.530	1	15:00:27.043	1:32.900	40.574	138.673	25.670	26.656
14	15:21:33.719	3:02.960	22.530	40.225	47.352	53.078	2	15:01:56.279	1:29.236	37.850	139.145	24.992	26.394
(79) C Ahsen Yelkin							3	15:03:23.724	1:27.445	37.398	138.439	24.372	25.675
1	15:00:22.853	1:29.768	38.762	150.399	24.936	26.070	4	15:04:50.466	1:26.742	37.233	137.972	24.047	25.462
2	15:01:48.798	1:25.945	35.480	144.298	24.751	25.714	5	15:06:16.969	1:26.503	37.122	136.362	23.896	25.485
3	15:03:13.809	1:25.011	35.270	149.030	24.015	25.726	6	15:07:43.559	1:26.590	37.227	137.972	23.659	25.704
4	15:04:37.877	1:24.068	35.324	146.626	23.515	25.229	7	15:09:09.472	1:25.913	37.137	137.972	23.551	25.225
5	15:06:01.390	1:23.513	35.697	146.102	23.143	24.673	8	15:10:36.328	1:26.856	37.428	136.590	23.713	25.715
6	15:07:24.721	1:23.331	35.181	145.582	23.312	24.838	9	15:12:02.781	1:26.453	37.598	137.508	23.467	25.388
7	15:08:47.939	1:23.218	35.780	145.582	22.755	24.683	10	15:13:33.217	1:30.436	39.522	136.590	25.251	25.663
8	15:10:11.472	1:23.533	35.100	149.574	23.359	25.074	11	15:15:00.598	1:27.381	37.403	136.135	23.990	25.988
9	15:11:36.480	1:25.008	36.172	146.626	23.688	25.148	12	15:16:34.739	1:34.141	37.611	134.347	24.319	32.211
10	15:13:00.340	1:23.860	35.160	147.952	23.836	24.864	13	15:18:48.378	2:13.639	52.216	116.549	32.796	48.627
11	15:14:26.041	1:25.701	35.452	147.684	25.089	25.160	14	15:21:51.435	3:03.057	24.915	45.505	45.169	52.973
12	15:15:51.601	1:25.560	35.505	147.684	24.190	25.865	(128) Liam Snyder						
13	15:18:31.588	2:39.987	57.150	43.636	51.402	51.435	1	15:00:27.823	1:34.108	41.620	136.818	25.620	26.868
14	15:21:33.792	3:02.204	22.765	41.259	47.107	52.332	2	15:01:56.965	1:29.142	38.067	137.508	24.398	26.677
(50) Larry Howard							3	15:03:24.518	1:27.553	37.657	136.135	23.801	26.095
1	15:00:21.899	1:29.056	38.763	140.338	24.758	25.535	4	15:04:51.418	1:26.900	37.618	135.909	23.698	25.584
2	15:01:47.790	1:25.891	36.318	139.858	24.390	25.183	5	15:06:18.482	1:27.064	37.842	135.012	23.526	25.696
3	15:03:12.246	1:24.456	35.988	139.858	23.850	24.618	6	15:07:44.959	1:26.477	37.215	135.459	23.536	25.726
4	15:04:36.385	1:24.139	35.903	140.098	23.305	24.931	7	15:09:10.974	1:26.015	37.206	135.909	23.383	25.426
5	15:06:00.028	1:23.643	35.743	139.858	23.169	24.731	8	15:10:37.182	1:26.208	37.121	135.909	23.404	25.683
6	15:07:23.501	1:23.473	35.840	139.858	23.108	24.525	9	15:12:03.511	1:26.329	37.326	136.135	23.419	25.584
7	15:08:46.675	1:23.174	35.836	139.620	22.723	24.615	10	15:13:31.343	1:27.832	38.391	134.568	23.375	26.066
8	15:10:10.833	1:24.158	35.811	140.579	22.765	25.582	11	15:14:59.050	1:27.707	37.829	135.012	24.064	25.814
9	15:11:38.576	1:27.743	37.264	143.288	24.096	26.383	12	15:16:35.255	1:36.205	39.953	124.342	26.278	29.974
10	15:13:02.904	1:24.328	35.491	141.308	23.143	25.694	13	15:18:49.346	2:14.091	53.206	127.243	32.100	48.785
11	15:14:27.477	1:24.573	35.597	140.579	23.714	25.262	14	15:21:52.082	3:02.736	24.998	40.404	45.153	52.585
12	15:15:52.233	1:24.756	35.528	140.821	23.613	25.615	(7) Mike Reupert						
13	15:18:35.062	2:42.829	59.548	40.766	53.896	49.385	1	15:00:25.940	1:32.225	40.407	136.135	25.361	26.457
14	15:21:36.927	3:01.865	24.788	49.347	46.469	50.608	2	15:01:53.936	1:27.996	38.157	137.047	23.986	25.853
(115) Paul Ravaris							3	15:03:21.381	1:27.445	38.069	137.277	23.844	25.532
1	15:00:24.117	1:30.638	39.667	139.382	24.818	26.153	4	15:04:48.460	1:27.079	37.804	137.739	23.770	25.505
2	15:01:50.713	1:26.596	36.985	135.684	24.055	25.556	5	15:06:15.119	1:26.659	37.629	137.508	23.642	25.388
3	15:03:15.777	1:25.064	36.300	136.818	23.552	25.212	6	15:07:41.320	1:26.201	37.324	137.508	23.567	25.310
4	15:04:41.134	1:25.357	36.519	136.818	23.349	25.489	7	15:09:08.274	1:26.954	37.512	138.205	23.726	25.716
5	15:06:06.284	1:25.150	36.322	136.362	23.573	25.255	8	15:10:36.105	1:27.831	37.855	137.972	23.270	26.706
6	15:07:32.507	1:26.223	36.551	135.235	24.143	25.529	9	15:12:02.508	1:26.403	37.069	137.972	23.219	26.115
7	15:08:58.440	1:25.933	36.475	136.362	23.818	25.640	10	15:13:37.129	1:34.621	40.600	137.739	27.129	26.892
8	15:10:23.348	1:24.908	36.414	135.684	23.266	25.228	11	15:15:05.361	1:28.232	37.280	138.439	24.636	26.316
9	15:11:48.265	1:24.917	35.973	135.909	23.423	25.521	12	15:16:40.286	1:34.925	39.350	129.869	26.411	29.164
10	15:13:13.748	1:25.483	36.244	137.277	23.356	25.883	13	15:18:50.897	2:10.611	49.814	98.813	31.837	48.960
11	15:14:39.447	1:25.699	36.785	137.277	23.743	25.171	14	15:21:53.334	3:02.437	24.871	42.305	45.112	52.454
12	15:16:08.650	1:29.203	36.675	135.909	24.347	28.181	(11) Adam Jennerjahn						
13	15:18:38.718	2:30.068	47.900	32.237	53.436	48.732	1	15:00:28.870	1:34.276	41.159	133.253	25.995	27.122
14	15:21:40.520	3:01.802	25.151	53.863	46.080	50.571	2	15:01:58.048	1:29.178	37.916	135.684	24.544	26.718
(08) Nicho Vardis							3	15:03:26.706	1:28.658	38.251	134.789	24.066	26.341
1	15:00:23.364	1:30.346	39.886	136.818	24.287	26.173	4	15:04:54.798	1:28.092	37.826	134.789	23.870	26.396
2	15:01:49.487	1:26.123	36.801	136.362	23.559	25.763	5	15:06:22.201	1:27.403	37.560	134.789	23.896	25.947
							6	15:07:49.940	1:27.739	37.508	135.459	23.940	26.291

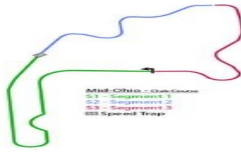
Tony Kasper Chief of Timing & Scoring

Orbits

Steve Pence Race Director

www.mylaps.com

icensed to: Sports Car Club of America



Mid-Ohio Hoosier Racing Tire Super Tur

Group 4 P1,P2,FA,FB,FC,FE,FE2,FM

Mid-Ohio 2.258 miles

Grp 4 P1,P2,FA,FB,FC,FE,FE2,FM Race 1

6/1/2019 14:15

Race (25:00 Time) started at 14:58:52

Table with columns: Lap, Time of Day, Lap Tm, S1, SPd, S2, S3. Contains race results for drivers including Gary Peck, Chuck Moran, Rob Futcher, and Dean Oppermann.

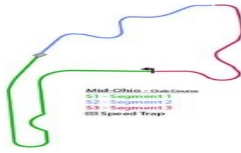
Tony Kasper Chief of Timing & Scoring

Steve Pence Race Director

Orbits

www.mylaps.com

censed to: Sports Car Club of America



Mid-Ohio Hoosier Racing Tire Super Tour


Group 4 P1,P2,FA,FB,FC,FE,FE2,FM

Mid-Ohio 2.258 miles

Grp 4 P1,P2,FA,FB,FC,FE,FE2,FM Race 1

6/1/2019 14:15

Race (25:00 Time) started at 14:58:52



Lap	Time of Day	Lap Tm	S1	SPd	S2	S3	Lap	Time of Day	Lap Tm	S1	SPd	S2	S3
1	15:00:39.515	1:40.346	42.890	127.441	28.380	29.076							
2	15:02:14.171	1:34.656	40.386	127.441	25.607	28.663							
3	15:03:48.176	1:34.005	40.143	126.652	25.633	28.229							
4	15:05:22.376	1:34.200	40.326	127.441	25.341	28.533							
5	15:06:55.893	1:33.517	40.246	126.848	25.172	28.099							
6	15:08:29.814	1:33.921	40.237	126.848	25.338	28.346							
7	15:10:05.392	1:35.578	40.484	127.243	26.224	28.870							
8	15:11:43.116	1:37.724	41.653	127.839	26.974	29.097							
9	15:13:15.214	1:32.098	39.411	128.240	24.822	27.865							
10	15:14:51.448	1:36.234	39.558	127.640	29.023	27.653							
11	15:16:30.424	1:38.976	39.975	116.715	28.798	30.203							
12	15:18:45.917	2:15.493	44.756	118.920	41.580	49.157							
13	15:21:48.984	3:03.067	24.384	47.624	45.608	53.075							

(27) William Snyder

1	15:00:39.085	1:39.715	43.032	128.441	27.620	29.063
2	15:02:15.612	1:36.527	41.085	126.456	27.100	28.342
3	15:03:50.814	1:35.202	41.123	126.652	26.390	27.689
4	15:05:25.442	1:34.628	40.618	127.640	26.313	27.697
5	15:07:00.429	1:34.987	40.826	126.848	26.530	27.631
6	15:08:34.390	1:33.961	40.357	126.848	25.902	27.702
7	15:10:09.374	1:34.984	40.553	126.848	26.195	28.236
8	15:11:44.811	1:35.437	41.163	127.839	26.044	28.230
9	15:13:19.523	1:34.712	40.418	126.848	26.112	28.182
10	15:14:53.436	1:33.913	40.032	127.441	26.440	27.441
11	15:16:30.950	1:37.514	40.588	125.873	26.649	30.277
12	15:18:46.794	2:15.844	45.161	123.033	41.739	48.944
13	15:21:50.158	3:03.364	24.686	46.806	45.676	53.002

(47) Glenn Jvilden Jr

1	15:00:45.233	1:44.102	44.272	126.261	28.690	31.140
2	15:02:25.908	1:40.675	43.291	126.652	27.519	29.865
3	15:04:04.062	1:38.154	42.068	125.294	26.819	29.267
4	15:05:41.394	1:37.332	41.799	123.778	26.467	29.066
5	15:07:19.622	1:38.228	41.591	125.873	27.193	29.444
6	15:08:58.306	1:38.684	42.622	126.261	26.450	29.612
7	15:10:35.978	1:37.672	42.109	126.067	26.092	29.471
8	15:12:16.380	1:40.402	43.125	126.456	26.863	30.414
9	15:14:01.851	1:45.471	43.658	90.306	31.055	30.758
10	15:15:44.555	1:42.704	42.936	107.091	27.849	31.919
11	15:18:33.489	2:48.934	05.785	45.004	53.090	50.059
12	15:21:36.020	3:02.531	24.527	45.228	46.038	51.966

(17) Scott Rettich

1	15:00:27.437	1:33.523	40.911	138.205	25.805	26.807
2	15:01:56.677	1:29.240	38.116	135.235	24.482	26.642
3	15:03:24.857	1:28.180	38.068	137.972	24.045	26.067
4	15:04:51.820	1:26.963	37.600	136.362	23.592	25.771
5	15:06:18.916	1:27.096	37.829	136.590	23.530	25.737
6	15:07:45.313	1:26.397	37.263	135.684	23.431	25.703
7	15:09:11.393	1:26.080	37.262	135.684	23.302	25.516
8	15:10:37.534	1:26.141	37.210	137.277	23.308	25.623
9	15:12:03.927	1:26.393	37.644	135.235	23.290	25.459

(151) Eric Wallgren

1	15:00:44.233	1:43.615	43.801	116.218	29.385	30.429
p2	15:02:35.578	1:51.345	42.961	135.012	29.309	

Tony Kasper Chief of Timing & Scoring

Orbits

Steve Pence Race Director

www.mylaps.com

censed to: Sports Car Club of America