

Mid-Ohio Hoosier Racing Tire Super Tour

Group 2 SRF3

Mid-Ohio 2.258 miles

Grp 2 SRF3 Race 1

6/1/2019 13:05

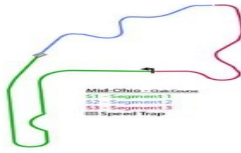
Race (25:00 Time) started at 13:47:23

Table with columns: Lap, Time of Day, Lap Tm, S1, SPd, S2, S3, and driver names. Includes data for drivers like John Black, Bobby Sak, TJ Acker, and Mike Miserendino.

Tony Kasper Chief of Timing & Scoring Steve Pence Race Director Orbits

www.mylaps.com

censed to: Sports Car Club of America



Mid-Ohio Hoosier Racing Tire Super Tour

Group 2 SRF3

Mid-Ohio 2.258 miles

Grp 2 SRF3 Race 1

6/1/2019 13:05

Race (25:00 Time) started at 13:47:23

Table with 16 columns: Lap, Time of Day, Lap Tm, S1, SPd, S2, S3, Lap, Time of Day, Lap Tm, S1, SPd, S2, S3. Contains race data for drivers (47) Grant Vogel, (44) Josh Tavel, (198) James Libecco, (38) David Dickerson, (70) Adam Winfield, (01) Chris Current, (05) Alexander Bermudez, and (127) Michael Amy.

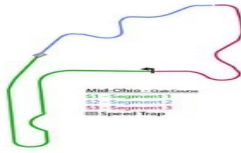
Tony Kasper Chief of Timing & Scoring

Orbits

Steve Pence Race Director

www.mylaps.com

censed to: Sports Car Club of America



Mid-Ohio Hoosier Racing Tire Super Tour


Group 2 SRF3

Mid-Ohio 2.258 miles

Grp 2 SRF3 Race 1

6/1/2019 13:05

Race (25:00 Time) started at 13:47:23



Lap	Time of Day	Lap Tm	S1	SPd	S2	S3	Lap	Time of Day	Lap Tm	S1	SPd	S2	S3
11	14:06:13.691	1:42.396	44.366	119.791	28.424	29.606							
12	14:07:54.390	1:40.699	43.725	117.049	27.307	29.667							
13	14:09:34.877	1:40.487	43.351	120.319	27.604	29.532							
14	14:11:15.436	1:40.559	43.870	120.143	26.803	29.886							
15	14:12:55.766	1:40.330	43.570	118.233	27.088	29.672							
16	14:14:36.009	1:40.243	43.472	118.920	27.035	29.736							

(60) Timothy Gray

1	13:49:12.719	1:46.682	47.751	117.892	28.674	30.257
2	13:50:54.488	1:41.769	44.767	116.218	26.830	30.172
3	13:52:36.813	1:42.325	44.960	115.724	26.987	30.378
4	13:54:18.528	1:41.715	44.620	115.724	27.009	30.086
5	13:56:00.746	1:42.218	45.095	114.751	27.050	30.073
6	13:57:42.559	1:41.813	45.151	115.073	26.666	30.006
7	13:59:24.219	1:41.660	44.758	114.751	26.787	30.115
8	14:01:05.542	1:41.323	44.465	115.235	27.066	29.792
9	14:02:48.177	1:42.635	44.868	114.590	27.287	30.480
10	14:04:30.486	1:42.309	44.567	117.217	27.506	30.236
11	14:06:12.571	1:42.085	44.470	115.561	27.853	29.762
12	14:07:53.419	1:40.848	44.468	116.383	26.745	29.635
13	14:09:34.379	1:40.960	44.050	116.882	27.113	29.797
14	14:11:15.735	1:41.356	44.507	118.576	27.000	29.849
15	14:12:56.469	1:40.734	43.977	117.217	26.986	29.771
16	14:14:36.551	1:40.082	43.799	118.920	26.518	29.765

(97) Mark Ballengee

1	13:49:15.306	1:47.611	47.735	114.270	28.977	30.899
2	13:50:59.113	1:43.807	46.120	119.967	27.097	30.590
3	13:52:41.715	1:42.602	44.371	120.674	27.365	30.866
4	13:54:23.053	1:41.338	43.439	120.319	27.838	30.061
5	13:56:04.962	1:41.909	45.032	120.143	26.962	29.915
6	13:57:47.168	1:42.206	45.886	121.211	26.914	29.406
7	13:59:29.969	1:42.801	46.197	120.674	27.151	29.453
8	14:01:08.047	1:38.078	42.954	119.616	26.330	28.794
9	14:02:48.350	1:40.303	42.714	118.920	27.189	30.400
10	14:04:27.355	1:39.005	43.389	118.748	26.693	28.923
11	14:06:18.065	1:50.710	42.672	119.093	38.191	29.847
12	14:08:00.330	1:42.265	45.003	95.469	27.918	29.344
13	14:09:40.023	1:39.693	43.894	109.381	26.594	29.205
14	14:11:17.936	1:37.913	42.833	118.920	26.313	28.767
15	14:12:56.767	1:38.831	42.797	119.267	26.378	29.656
16	14:14:36.919	1:40.152	43.630	109.235	26.924	29.598

(177) Charles Pigeon

1	13:49:10.263	1:44.298	45.917	117.385	28.383	29.998
2	13:50:50.541	1:40.278	43.164	121.211	27.474	29.640
3	13:52:29.464	1:38.923	42.649	121.031	26.965	29.309
4	13:54:08.908	1:39.444	43.147	120.674	26.968	29.329
5	13:55:47.784	1:38.876	42.213	116.549	26.926	29.737
6	13:57:26.410	1:38.626	42.544	121.211	26.745	29.337
7	13:59:05.469	1:39.059	43.034	121.211	27.012	29.013
8	14:00:43.800	1:38.331	42.993	121.211	26.744	28.594
9	14:02:21.486	1:37.686	42.510	119.441	26.285	28.891
10	14:04:12.361	1:50.875	42.441	121.031	38.034	30.400
11	14:05:54.838	1:42.477	44.823	118.062	28.099	29.555
p12	14:09:50.453	3:55.615	43.221	119.093	27.433	
13	14:11:44.718	1:54.265		119.267	26.758	30.673
14	14:13:24.169	1:39.451		121.031	26.685	28.932

Tony Kasper Chief of Timing & Scoring

Orbits

Steve Pence Race Director

www.mylaps.com

censed to: Sports Car Club of America