

Mid-Ohio Hoosier Racing Tire Super Tour

Group 5 SM

Mid-Ohio 2.258 miles

Grp 5 SM Qual 2

6/1/2019 10:00

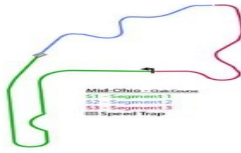
Qualifying (20:00 Time) started at 10:40:05

Table with columns: Lap, Time of Day, Lap Tm, S1, SPd, S2, S3. Contains data for drivers: (96) Jared Thomas, (2) Jim Drago, (08) Michael Carter, (16) Jonathan Davis, (69) Cooper Lilly, (21) John Guthrie, (35) Frank Todaro, (8) Jason Kohler, (99) Kyle M. Webb, (28) Brian Henderson, (98) Charlie Campbell, (5) Gary Blarank.

Tony Kasper Chief of Timing & Scoring Steve Pence Race Director Orbits

www.mylaps.com

censed to: Sports Car Club of America



Mid-Ohio Hoosier Racing Tire Super Tour

Group 5 SM

Mid-Ohio 2.258 miles

Grp 5 SM Qual 2

6/1/2019 10:00

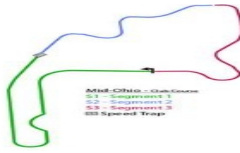
Qualifying (20:00 Time) started at 10:40:05

Table with columns: Lap, Time of Day, Lap Tm, S1, SPd, S2, S3. Contains driver data for Spencer Rutherford, Dave Hechler, Bruce Bannister, Tom Coury, Robert MacDonald, Natalino Scappaticci, Spencer Patterson, Stewart Lovdal, Brad Kitchen, Caleb Bacon, Fergal O'Shea, and Dan Ibrahim.

Tony Kasper Chief of Timing & Scoring
Steve Pence Race Director
Orbits

www.mylaps.com

censed to: Sports Car Club of America



Mid-Ohio Hoosier Racing Tire Super Tour


Group 5 SM

Mid-Ohio 2.258 miles

Grp 5 SM Qual 2

6/1/2019 10:00

Qualifying (20:00 Time) started at 10:40:05



Lap	Time of Day	Lap Tm	S1	SPd	S2	S3	Lap	Time of Day	Lap Tm	S1	SPd	S2	S3
1	10:43:15.155	2:17.479		63.523	33.599	36.515	9	10:57:49.959	1:48.511	47.617	105.435	28.936	31.958
2	10:45:04.078	1:48.923	48.236	109.090	29.025	31.662	10	10:59:38.452	1:48.493	47.227	100.760	28.947	32.319
3	10:46:50.999	1:46.921	47.280	109.235	28.449	31.192	(93) Doug Kowalczyk						
4	10:48:37.243	1:46.244	46.632	109.235	28.402	31.210	1	10:43:17.141	2:16.876		56.039	34.914	35.397
5	10:50:23.177	1:45.934	46.672	109.235	28.206	31.056	2	10:45:09.577	1:52.436	49.991	102.915	29.947	32.498
6	10:52:08.980	1:45.803	46.662	109.381	28.068	31.073	3	10:46:58.684	1:49.107	48.030	106.533	28.735	32.342
7	10:53:54.366	1:45.386	46.433	109.381	28.075	30.878	4	10:48:47.578	1:48.894	47.843	106.394	28.903	32.148
8	10:55:39.804	1:45.438	46.624	109.090	27.867	30.947	5	10:50:39.627	1:52.049	50.213	103.697	29.642	32.194
9	10:57:26.332	1:46.528	47.143	100.389	28.348	31.037	6	10:52:28.020	1:48.393	47.617	107.372	28.668	32.108
10	10:59:11.233	1:44.901	46.248	109.528	27.766	30.887	7	10:54:16.399	1:48.379	47.665	106.811	28.616	32.098
(58) Christie Bagne													
1	10:43:16.319	2:21.198		56.857	34.759	35.486	8	10:56:05.281	1:48.882	48.139	105.844	28.726	32.017
2	10:45:05.925	1:49.606	50.533	105.163	28.311	30.762	9	10:57:54.444	1:49.163	47.770	104.492	29.432	31.961
3	10:46:52.051	1:46.126	46.665	108.944	28.178	31.283	10	10:59:43.505	1:49.061	48.129	105.163	28.493	32.439
4	10:48:37.444	1:45.393	46.595	108.655	27.839	30.959	(133) Michael Allen						
5	10:50:26.254	1:48.810	50.187	107.513	27.599	31.024	1	10:43:19.088	2:13.539		57.335	35.970	33.819
6	10:52:11.452	1:45.198	46.824	108.081	27.674	30.700	2	10:45:10.802	1:51.714	48.870	108.511	29.805	33.039
7	10:53:56.975	1:45.523	46.734	107.796	27.588	31.201	3	10:47:00.318	1:49.516	48.298	107.938	28.882	32.336
8	10:55:43.154	1:46.179	46.179	108.511	27.693	30.773	4	10:48:50.177	1:49.859	47.931	108.511	29.723	32.205
9	10:57:28.224	1:45.070	46.779	107.796	27.567	30.724	5	10:50:38.735	1:48.558	47.847	109.528	28.661	32.050
10	10:59:14.547	1:46.323	46.803	107.796	27.827	31.693	6	10:52:26.662	1:47.927	47.472	108.655	28.512	31.943
(97) David Henderson													
1	10:43:37.214	2:22.964		71.769	32.468	33.880	7	10:54:14.419	1:47.757	47.400	108.081	28.445	31.912
2	10:45:24.853	1:47.639	47.363	108.367	28.427	31.849	8	10:56:01.844	1:47.425	47.033	109.381	28.352	32.040
3	10:47:12.789	1:47.936	47.218	106.672	28.772	31.946	9	10:57:49.009	1:47.165	47.183	109.675	28.220	31.762
4	10:49:01.110	1:48.321	47.452	107.091	28.652	32.217	10	10:59:37.556	1:48.547	47.421	107.231	28.732	32.394
5	10:50:51.319	1:50.209	47.367	108.081	30.293	32.549	(33) Matthew Forbush						
6	10:52:39.874	1:48.555	47.488	107.091	28.624	32.443	1	10:43:18.839	2:14.613		58.608	35.842	34.031
7	10:54:27.549	1:47.675	46.986	108.224	28.626	32.063	2	10:45:12.754	1:53.915	50.750	105.435	29.709	33.456
8	10:56:16.151	1:48.602	47.596	108.081	28.864	32.142	3	10:47:01.757	1:49.003	48.132	105.435	29.248	31.623
9	10:58:04.138	1:47.987	47.260	107.231	28.943	31.784	4	10:48:50.851	1:49.094	47.646	106.951	29.473	31.975
10	10:59:51.823	1:47.685	47.016	107.938	28.821	31.848	5	10:50:44.862	1:54.011	48.768	89.029	31.547	33.696
(127) Dan Harding													
1	10:43:17.558	2:15.722		55.696	35.063	35.230	6	10:52:34.077	1:49.215	47.788	105.571	29.330	32.097
2	10:45:08.338	1:50.780	49.650	105.844	29.145	31.985	7	10:54:22.996	1:48.919	47.922	105.571	28.696	32.301
3	10:46:57.268	1:48.930	47.659	106.951	28.971	32.300	8	10:56:12.398	1:49.402	48.627	105.981	28.872	31.903
4	10:48:46.793	1:49.525	48.026	106.672	29.477	32.022	9	10:58:00.365	1:47.967	47.570	105.571	28.916	31.481
5	10:50:36.068	1:49.275	48.048	106.672	28.627	32.600	10	10:59:48.155	1:47.790	47.230	105.981	28.770	31.790
6	10:52:24.270	1:48.202	47.590	107.231	28.607	32.005							
7	10:54:12.938	1:48.668	47.703	106.811	28.773	32.192							
8	10:56:01.448	1:48.510	47.939	106.256	28.557	32.014							

Tony Kasper Chief of Timing & Scoring Orbits
Steve Pence Race Director

www.mylaps.com

censed to: Sports Car Club of America