

Mid-Ohio Hoosier Racing Tire Super Tour

Group 4 P1,P2,FA,FB,FC,FE,FE2,FM

Mid-Ohio 2.258 miles

Grp 4 P1,P2,FA,FB,FC,FE,FE2,FM Qual 2

6/1/2019 09:30

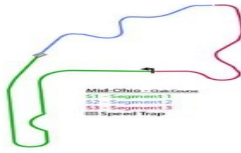
Qualifying (20:00 Time) started at 10:08:08

Table with columns: Lap, Time of Day, Lap Tm, S1, SPd, S2, S3, Lap, Time of Day, Lap Tm, S1, SPd, S2, S3. Rows include drivers: (92) Antoine Comeau, (128) Liam Snyder, (79) C Ahsen Yelkin, (17) Scott Rettich, (08) Nicho Vardis, (35) S.Sandy Satullo III, (115) Paul Ravaris, (14) David Bleke, (45) Chuck Moran, (29) Dean Oppermann, (7) Mike Reupert.

Tony Kasper Chief of Timing & Scoring Steve Pence Race Director Orbits

www.mylaps.com

censed to: Sports Car Club of America



Mid-Ohio Hoosier Racing Tire Super Tour

Group 4 P1,P2,FA,FB,FC,FE,FE2,FM

Mid-Ohio 2.258 miles

Grp 4 P1,P2,FA,FB,FC,FE,FE2,FM Qual 2

6/1/2019 09:30

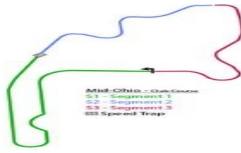
Qualifying (20:00 Time) started at 10:08:08

| Lap | Time of Day | Lap Tm | S1 | SPd | S2 | S3 | Lap | Time of Day | Lap Tm | S1 | SPd | S2 | S3 |
|----------------------|--------------|-----------------|---------------|----------------|---------------|---------------|-------------------------|--------------|-----------------|---------------|----------------|---------------|---------------|
| 7 | 10:19:46.874 | 1:27.938 | 37.925 | 135.459 | 24.034 | 25.979 | 10 | 10:24:55.513 | 1:31.359 | 38.111 | 136.135 | 24.657 | 28.591 |
| 8 | 10:21:14.304 | 1:27.430 | 37.592 | 135.684 | 23.917 | 25.921 | p11 | 10:26:39.756 | 1:44.243 | 38.235 | 135.684 | 24.457 | |
| 9 | 10:22:41.451 | 1:27.147 | 37.546 | 136.362 | 23.770 | 25.831 | | | | | | | |
| 10 | 10:24:10.294 | 1:28.843 | 37.202 | 136.590 | 24.127 | 27.514 | | | | | | | |
| p11 | 10:25:49.436 | 1:39.142 | 37.596 | 135.235 | 23.697 | | | | | | | | |
| (1) Mark Snyder | | | | | | | (50) Larry Howard | | | | | | |
| 1 | 10:10:52.478 | 1:53.250 | | 112.541 | 27.041 | 29.561 | 1 | 10:10:34.161 | 2:08.267 | | 137.508 | 27.941 | 28.672 |
| 2 | 10:12:25.007 | 1:32.529 | 39.950 | 129.663 | 25.261 | 27.318 | 2 | 10:12:03.540 | 1:29.379 | 38.124 | 139.620 | 25.250 | 26.005 |
| 3 | 10:13:56.135 | 1:31.128 | 39.644 | 128.846 | 24.614 | 26.870 | 3 | 10:13:33.162 | 1:29.622 | 38.041 | 141.308 | 25.652 | 25.929 |
| 4 | 10:15:27.003 | 1:30.868 | 39.295 | 129.253 | 24.327 | 27.246 | p4 | 10:15:09.378 | 1:36.216 | 37.714 | 139.620 | 23.137 | |
| 5 | 10:16:57.305 | 1:30.302 | 38.799 | 128.441 | 24.750 | 26.753 | 5 | 10:19:27.063 | 4:17.685 | | 138.439 | 23.781 | 25.218 |
| 6 | 10:18:27.442 | 1:30.137 | 38.521 | 129.458 | 23.798 | 27.818 | p6 | 10:21:21.873 | 1:54.810 | | 140.579 | 38.157 | |
| 7 | 10:19:57.342 | 1:29.900 | 39.060 | 129.458 | 24.333 | 26.507 | (16) Rob Futcher | | | | | | |
| 8 | 10:21:25.638 | 1:28.296 | 38.665 | 129.458 | 23.606 | 26.025 | 1 | 10:11:02.916 | 1:48.615 | | 132.605 | 27.515 | 29.945 |
| 9 | 10:22:53.990 | 1:28.352 | 38.695 | 128.643 | 23.584 | 26.073 | 2 | 10:12:37.040 | 1:34.124 | 40.519 | 134.127 | 26.135 | 27.470 |
| 10 | 10:24:21.946 | 1:27.956 | 38.230 | 129.253 | 23.683 | 26.043 | 3 | 10:14:07.793 | 1:30.753 | 38.604 | 135.012 | 25.383 | 26.766 |
| 11 | 10:25:50.472 | 1:28.526 | 38.382 | 129.253 | 23.684 | 26.460 | 4 | 10:15:37.946 | 1:30.153 | 38.215 | 131.963 | 24.841 | 27.097 |
| (98) James Libecco | | | | | | | 5 | 10:17:11.733 | 1:33.787 | 38.507 | 135.909 | 26.101 | 29.179 |
| 1 | 10:10:51.755 | 1:55.087 | | 122.115 | 27.674 | 29.394 | 6 | 10:19:02.678 | 1:50.945 | 38.807 | 136.590 | 24.804 | 47.334 |
| 2 | 10:12:24.373 | 1:32.618 | 40.010 | 131.117 | 25.520 | 27.088 | 7 | 10:20:38.762 | 1:36.084 | 39.783 | 132.390 | 26.917 | 29.384 |
| 3 | 10:13:53.449 | 1:29.076 | 38.374 | 129.869 | 24.278 | 26.424 | 8 | 10:22:12.516 | 1:33.754 | 38.622 | 133.470 | 25.752 | 29.380 |
| 4 | 10:15:24.666 | 1:31.217 | 39.443 | 131.117 | 24.773 | 27.001 | 9 | 10:23:46.562 | 1:34.046 | 38.737 | 132.820 | 26.196 | 29.113 |
| p5 | 10:17:18.807 | 1:54.141 | 38.622 | 130.490 | 24.440 | | 10 | 10:25:25.298 | 1:38.736 | 38.534 | 135.909 | 25.610 | 34.592 |
| 6 | 10:20:33.278 | 3:14.471 | | 129.869 | 24.634 | 27.562 | (114) Gary Peck | | | | | | |
| 7 | 10:22:01.605 | 1:28.327 | | 130.075 | 23.994 | 26.111 | 1 | 10:10:56.492 | 1:52.033 | | 118.920 | 28.010 | 29.073 |
| 8 | 10:23:29.588 | 1:27.983 | 38.098 | 129.869 | 23.924 | 25.961 | 2 | 10:12:30.706 | 1:34.214 | 40.582 | 127.441 | 25.909 | 27.723 |
| p9 | 10:25:08.765 | 1:39.177 | 38.364 | 131.751 | 24.441 | | 3 | 10:14:03.186 | 1:32.480 | 39.711 | 129.869 | 25.069 | 27.700 |
| (155) Glenn Cooper | | | | | | | 4 | 10:15:35.873 | 1:32.687 | 39.109 | 130.075 | 25.151 | 28.427 |
| 1 | 10:11:40.840 | 1:58.896 | | 108.944 | 30.599 | 30.562 | 5 | 10:17:11.005 | 1:35.132 | 39.563 | 128.846 | 26.853 | 28.716 |
| 2 | 10:13:12.611 | 1:31.771 | 38.863 | 135.684 | 25.933 | 26.975 | 6 | 10:18:51.983 | 1:40.978 | 39.475 | 129.253 | 25.306 | 36.197 |
| 3 | 10:14:42.147 | 1:29.536 | 38.406 | 137.047 | 24.868 | 26.262 | 7 | 10:20:27.113 | 1:35.130 | 41.551 | 130.075 | 25.974 | 27.605 |
| 4 | 10:16:10.356 | 1:28.209 | 37.591 | 137.972 | 24.628 | 25.990 | 8 | 10:21:58.116 | 1:31.003 | 39.466 | 130.075 | 24.467 | 27.070 |
| p5 | 10:17:48.748 | 1:38.392 | 38.142 | 137.508 | 25.309 | | 9 | 10:23:28.505 | 1:30.389 | 39.090 | 129.663 | 24.545 | 26.754 |
| (11) Adam Jennerjahn | | | | | | | p10 | 10:25:12.344 | 1:43.839 | 39.021 | 129.663 | 26.089 | |
| 1 | 10:10:53.410 | 1:53.024 | | 112.696 | 28.107 | 28.564 | (72) Jeremy Swank | | | | | | |
| 2 | 10:12:27.099 | 1:33.689 | 39.350 | 132.176 | 26.036 | 28.303 | 1 | 10:11:55.637 | 2:06.852 | | 94.477 | 32.248 | 33.402 |
| 3 | 10:13:57.521 | 1:30.422 | 38.612 | 133.470 | 24.811 | 26.999 | 2 | 10:13:44.319 | 1:48.682 | 44.932 | 117.553 | 32.339 | 31.411 |
| 4 | 10:15:29.880 | 1:32.359 | 38.298 | 135.909 | 25.241 | 28.820 | 3 | 10:15:27.008 | 1:42.689 | 44.770 | 121.391 | 27.533 | 30.386 |
| 5 | 10:17:02.226 | 1:32.346 | 38.845 | 134.568 | 24.945 | 28.556 | 4 | 10:17:03.192 | 1:36.184 | 41.518 | 121.752 | 26.774 | 27.892 |
| 6 | 10:18:32.848 | 1:30.622 | 38.066 | 134.789 | 25.202 | 27.354 | 5 | 10:18:37.800 | 1:34.608 | 40.635 | 124.721 | 25.430 | 28.543 |
| 7 | 10:20:03.187 | 1:30.339 | 37.981 | 135.012 | 24.999 | 27.359 | 6 | 10:20:12.269 | 1:34.469 | 41.188 | 124.912 | 25.374 | 27.907 |
| 8 | 10:21:33.539 | 1:30.352 | 37.775 | 135.012 | 25.155 | 27.422 | 7 | 10:21:44.256 | 1:31.987 | 40.263 | 125.487 | 24.790 | 26.934 |
| 9 | 10:23:02.088 | 1:28.549 | 37.688 | 134.347 | 24.230 | 26.631 | 8 | 10:23:17.430 | 1:33.174 | 40.274 | 123.591 | 25.860 | 27.040 |
| 10 | 10:24:30.301 | 1:28.213 | 37.630 | 133.470 | 23.974 | 26.609 | p9 | 10:26:13.084 | 2:55.654 | 39.878 | 125.294 | 25.306 | |
| (61) Reece Everard | | | | | | | (15) Alex Conger | | | | | | |
| 1 | 10:10:51.532 | 1:55.977 | | 115.073 | 28.253 | 29.696 | 1 | 10:11:41.782 | 1:59.023 | | 111.772 | 31.177 | 30.533 |
| 2 | 10:12:29.383 | 1:37.851 | 43.534 | 127.839 | 26.856 | 27.461 | 2 | 10:13:16.961 | 1:35.179 | 41.310 | 128.240 | 25.724 | 28.145 |
| 3 | 10:14:01.451 | 1:32.068 | 38.578 | 132.605 | 24.283 | 29.207 | 3 | 10:14:49.311 | 1:32.350 | 39.769 | 128.643 | 24.884 | 27.697 |
| 4 | 10:15:30.402 | 1:28.951 | 37.999 | 132.390 | 24.291 | 26.661 | 4 | 10:16:21.984 | 1:32.673 | 40.292 | 129.049 | 24.713 | 27.668 |
| p5 | 10:17:22.234 | 1:51.832 | 43.316 | 101.763 | 32.403 | | p5 | 10:18:05.217 | 1:43.233 | 39.522 | 128.846 | 26.812 | |
| 6 | 10:24:13.012 | 6:50.778 | | 103.961 | 27.917 | 27.738 | (18) David Harris | | | | | | |
| 7 | 10:25:44.861 | 1:31.849 | | 112.851 | 25.310 | 26.518 | 1 | 10:11:58.889 | 2:05.801 | | 114.110 | 33.121 | 33.677 |
| (21) Doug Geisler | | | | | | | 2 | 10:13:45.051 | 1:46.162 | 43.889 | 122.849 | 32.800 | 29.473 |
| 1 | 10:10:58.809 | 1:52.666 | | 130.075 | 28.819 | 29.242 | 3 | 10:15:22.809 | 1:37.758 | 43.299 | 125.487 | 26.243 | 28.216 |
| 2 | 10:12:33.192 | 1:34.383 | 40.688 | 135.459 | 26.309 | 27.386 | 4 | 10:16:59.090 | 1:36.281 | 41.724 | 126.456 | 26.166 | 28.391 |
| 3 | 10:14:03.922 | 1:30.730 | 39.477 | 136.362 | 25.024 | 26.229 | 5 | 10:18:34.106 | 1:35.016 | 40.681 | 125.873 | 26.742 | 27.593 |
| 4 | 10:15:36.490 | 1:32.568 | 39.247 | 136.362 | 24.750 | 28.571 | 6 | 10:20:06.991 | 1:32.885 | 40.107 | 125.873 | 25.417 | 27.361 |
| 5 | 10:17:12.440 | 1:35.950 | 39.884 | 135.909 | 27.011 | 29.055 | 7 | 10:21:40.801 | 1:33.810 | 39.901 | 126.652 | 25.849 | 28.060 |
| 6 | 10:18:52.663 | 1:40.223 | 38.869 | 135.909 | 25.315 | 36.039 | 8 | 10:23:16.686 | 1:35.885 | 41.784 | 126.456 | 25.350 | 28.751 |
| 7 | 10:20:25.854 | 1:33.191 | 40.274 | 135.012 | 25.655 | 27.262 | 9 | 10:25:21.908 | 2:05.222 | 40.934 | 127.839 | 25.528 | 58.760 |
| 8 | 10:21:55.164 | 1:29.310 | 38.153 | 135.684 | 24.825 | 26.332 | 10 | 10:26:55.616 | 1:33.708 | 40.709 | 126.261 | 24.984 | 28.015 |
| 9 | 10:23:24.154 | 1:28.990 | 38.259 | 135.684 | 24.591 | 26.140 | (85) Charlie DiPasquale | | | | | | |
| | | | | | | | p1 | 10:14:05.636 | 2:28.581 | | 90.606 | 38.098 | |
| | | | | | | | 2 | 10:17:18.765 | 3:13.129 | | 130.908 | 27.778 | 29.405 |

Tony Kasper Chief of Timing & Scoring
 Steve Pence Race Director
 Orbits

www.mylaps.com

censed to: Sports Car Club of America



Mid-Ohio Hoosier Racing Tire Super Tour


Group 4 P1,P2,FA,FB,FC,FE,FE2,FM

Mid-Ohio 2.258 miles

Grp 4 P1,P2,FA,FB,FC,FE,FE2,FM Qual 2

6/1/2019 09:30

Qualifying (20:00 Time) started at 10:08:08



| Lap | Time of Day | Lap Tm | S1 | SPd | S2 | S3 | Lap | Time of Day | Lap Tm | S1 | SPd | S2 | S3 |
|-----|--------------|-----------------|---------------|----------------|---------------|---------------|-----|--------------|-----------------|---------------|---------|---------------|---------------|
| 3 | 10:18:55.129 | 1:36.364 | 40.807 | 132.176 | 26.452 | 29.105 | 5 | 10:19:05.993 | 1:42.176 | 43.472 | 126.067 | 27.258 | 31.446 |
| 4 | 10:20:34.931 | 1:39.802 | 40.912 | 133.688 | 28.160 | 30.730 | 6 | 10:20:47.336 | 1:41.343 | 43.141 | 114.751 | 27.643 | 30.559 |
| 5 | 10:22:10.847 | 1:35.916 | 39.842 | 134.347 | 27.338 | 28.736 | 7 | 10:22:28.815 | 1:41.479 | 42.753 | 102.656 | 28.707 | 30.019 |
| 6 | 10:23:44.114 | 1:33.267 | 39.818 | 132.605 | 25.598 | 27.851 | 8 | 10:24:11.739 | 1:42.924 | 43.231 | 98.102 | 27.714 | 31.979 |
| 7 | 10:25:23.185 | 1:39.071 | 39.533 | 132.820 | 26.588 | 32.950 | 9 | 10:25:54.098 | 1:42.359 | 44.681 | 126.067 | 27.122 | 30.556 |

(2) Adam Zerlin

| | | | | | | | | | | | | | |
|----|--------------|-----------------|---------------|----------------|---------------|---------------|--|--|--|--|--|--|--|
| 1 | 10:11:01.850 | 1:53.539 | | 129.663 | 29.509 | 30.046 | | | | | | | |
| 2 | 10:12:40.640 | 1:38.790 | 42.568 | 133.036 | 27.219 | 29.003 | | | | | | | |
| 3 | 10:14:16.404 | 1:35.764 | 40.767 | 132.390 | 26.739 | 28.258 | | | | | | | |
| 4 | 10:15:50.018 | 1:33.614 | 39.894 | 132.605 | 25.832 | 27.888 | | | | | | | |
| 5 | 10:17:23.842 | 1:33.824 | 39.597 | 132.820 | 25.963 | 28.264 | | | | | | | |
| 6 | 10:18:58.103 | 1:34.261 | 39.582 | 133.253 | 26.186 | 28.493 | | | | | | | |
| 7 | 10:20:36.265 | 1:38.162 | 40.182 | 132.820 | 26.945 | 31.035 | | | | | | | |
| 8 | 10:22:13.279 | 1:37.014 | 40.102 | 133.036 | 26.079 | 30.833 | | | | | | | |
| 9 | 10:23:48.712 | 1:35.433 | 39.677 | 133.470 | 27.317 | 28.439 | | | | | | | |
| 10 | 10:25:27.507 | 1:38.795 | 39.745 | 131.539 | 25.996 | 33.054 | | | | | | | |

(55) Carlos Franca

| | | | | | | | | | | | | | |
|----|--------------|-----------------|---------------|----------------|---------------|---------------|--|--|--|--|--|--|--|
| 1 | 10:11:12.007 | 1:51.878 | | 116.383 | 29.354 | 30.097 | | | | | | | |
| 2 | 10:12:51.022 | 1:39.015 | 42.461 | 124.721 | 27.682 | 28.872 | | | | | | | |
| 3 | 10:14:30.159 | 1:39.137 | 42.667 | 123.405 | 28.483 | 27.987 | | | | | | | |
| 4 | 10:16:07.561 | 1:37.402 | 39.995 | 129.253 | 27.571 | 29.836 | | | | | | | |
| p5 | 10:18:01.274 | 1:53.713 | 46.566 | 117.553 | 28.860 | | | | | | | | |
| 6 | 10:20:42.801 | 2:41.527 | | 118.920 | 26.438 | 27.785 | | | | | | | |
| 7 | 10:22:16.515 | 1:33.714 | | 130.908 | 25.835 | 28.187 | | | | | | | |
| 8 | 10:23:52.305 | 1:35.790 | 42.014 | 130.075 | 25.822 | 27.954 | | | | | | | |
| 9 | 10:25:34.227 | 1:41.922 | 41.178 | 129.663 | 26.231 | 34.513 | | | | | | | |

(5) Bryan Scheible

| | | | | | | | | | | | | | |
|----|--------------|-----------------|---------------|----------------|---------------|---------------|--|--|--|--|--|--|--|
| 1 | 10:11:53.698 | 2:06.432 | | 90.807 | 32.175 | 32.250 | | | | | | | |
| 2 | 10:13:35.225 | 1:41.527 | 43.090 | 129.869 | 28.092 | 30.345 | | | | | | | |
| 3 | 10:15:13.974 | 1:38.749 | 41.865 | 131.751 | 27.770 | 29.114 | | | | | | | |
| 4 | 10:16:50.158 | 1:36.184 | 40.290 | 131.751 | 26.806 | 29.088 | | | | | | | |
| 5 | 10:18:27.302 | 1:37.144 | 41.546 | 125.873 | 26.904 | 28.694 | | | | | | | |
| 6 | 10:20:05.881 | 1:38.579 | 42.704 | 131.328 | 27.272 | 28.603 | | | | | | | |
| 7 | 10:21:40.459 | 1:34.578 | 39.893 | 131.328 | 26.429 | 28.256 | | | | | | | |
| 8 | 10:23:15.651 | 1:35.192 | 40.073 | 131.751 | 26.872 | 28.247 | | | | | | | |
| 9 | 10:24:50.202 | 1:34.551 | 40.077 | 132.820 | 26.440 | 28.034 | | | | | | | |
| 10 | 10:26:24.127 | 1:33.925 | 39.539 | 132.176 | 26.054 | 28.332 | | | | | | | |

(22) Chet Zerlin

| | | | | | | | | | | | | | |
|----|--------------|-----------------|---------------|----------------|---------------|---------------|--|--|--|--|--|--|--|
| 1 | 10:11:51.238 | 2:06.692 | | 95.917 | 31.131 | 32.181 | | | | | | | |
| 2 | 10:13:32.034 | 1:40.796 | 42.917 | 129.458 | 27.492 | 30.387 | | | | | | | |
| 3 | 10:15:09.368 | 1:37.334 | 41.108 | 131.751 | 26.887 | 29.339 | | | | | | | |
| 4 | 10:16:46.737 | 1:37.369 | 40.994 | 131.328 | 26.704 | 29.671 | | | | | | | |
| 5 | 10:18:24.059 | 1:37.322 | 41.319 | 124.342 | 26.495 | 29.508 | | | | | | | |
| 6 | 10:20:00.064 | 1:36.005 | 40.299 | 129.869 | 25.835 | 29.871 | | | | | | | |
| 7 | 10:21:36.781 | 1:36.717 | 40.032 | 131.117 | 27.312 | 29.373 | | | | | | | |
| 8 | 10:23:14.344 | 1:37.563 | 41.813 | 128.846 | 26.553 | 29.197 | | | | | | | |
| 9 | 10:24:48.382 | 1:34.038 | 40.211 | 130.698 | 25.770 | 28.057 | | | | | | | |
| 10 | 10:26:23.924 | 1:35.542 | 40.180 | 129.458 | 25.544 | 29.818 | | | | | | | |

(151) Eric Wallgren

| | | | | | | | | | | | | | |
|---|--------------|-----------------|---------------|----------------|---------------|---------------|--|--|--|--|--|--|--|
| 1 | 10:11:58.056 | 2:08.408 | | 101.009 | 33.935 | 33.573 | | | | | | | |
| 2 | 10:13:46.995 | 1:48.939 | 42.899 | 118.404 | 34.452 | 31.588 | | | | | | | |
| 3 | 10:15:29.795 | 1:42.800 | 42.251 | 118.576 | 30.309 | 30.240 | | | | | | | |
| 4 | 10:17:13.344 | 1:43.549 | 43.095 | 133.688 | 28.773 | 31.681 | | | | | | | |
| 5 | 10:18:53.737 | 1:40.393 | 41.245 | 138.205 | 28.505 | 30.643 | | | | | | | |
| 6 | 10:20:34.004 | 1:40.267 | 41.636 | 137.972 | 28.341 | 30.290 | | | | | | | |
| 7 | 10:22:14.035 | 1:40.031 | 40.043 | 138.205 | 28.483 | 31.505 | | | | | | | |
| 8 | 10:23:53.916 | 1:39.881 | 39.345 | 138.909 | 28.149 | 32.387 | | | | | | | |

(47) Glenn Jividen Jr

| | | | | | | | | | | | | | |
|---|--------------|----------|--------|----------------|--------|--------|--|--|--|--|--|--|--|
| 1 | 10:12:00.789 | 2:06.607 | | 119.267 | 32.008 | 33.985 | | | | | | | |
| 2 | 10:13:51.253 | 1:50.464 | 47.972 | 124.154 | 29.109 | 33.383 | | | | | | | |
| 3 | 10:15:40.861 | 1:49.608 | 46.332 | 113.793 | 29.258 | 34.018 | | | | | | | |
| 4 | 10:17:23.817 | 1:42.956 | 43.324 | 126.652 | 28.731 | 30.901 | | | | | | | |

Tony Kasper Chief of Timing & Scoring

Orbits

Steve Pence Race Director

www.mylaps.com

censed to: Sports Car Club of America