

Mid-Ohio Hoosier Racing Tire Super Tour

Group 7 FV,F500,FF

Mid-Ohio 2.258 miles

Grp 7 FV,F500,FF Qual 1

5/31/2019 16:00

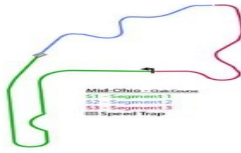
Qualifying (25:00 Time) started at 16:08:23

Lap	Time of Day	Lap Tm	S1	SPd	S2	S3	Lap	Time of Day	Lap Tm	S1	SPd	S2	S3
(07) Calvin Stewart							12	16:28:19.011	1:33.014	40.482	128.039	25.099	27.433
1	16:10:24.770	1:54.368		129.663	28.755	30.250	13	16:30:21.246	2:02.235	55.807	73.842	32.149	34.279
2	16:12:00.200	1:35.430	40.943	132.176	26.092	28.395	p14	16:32:09.938	1:48.692	40.640	127.640	26.491	
3	16:13:33.621	1:33.421	40.169	132.820	25.557	27.695	(13) Alex Scaler						
4	16:15:06.204	1:32.583	39.786	133.470	25.467	27.330	1	16:10:36.590	1:59.533		115.561	29.871	31.136
5	16:16:38.312	1:32.108	39.587	133.470	25.113	27.408	2	16:12:14.217	1:37.627	42.979	122.849	26.332	28.316
6	16:18:13.860	1:35.548	41.235	135.012	25.784	28.529	3	16:13:48.947	1:34.730	41.456	123.965	25.586	27.688
7	16:19:45.961	1:32.101	39.277	136.362	25.172	27.652	4	16:15:23.722	1:34.775	41.244	124.154	25.784	27.747
8	16:21:20.530	1:34.569	39.127	138.673	26.387	29.055	5	16:16:57.583	1:33.861	40.834	125.294	25.288	27.739
9	16:22:54.701	1:34.171	40.465	135.684	25.607	28.099	6	16:18:31.728	1:34.145	40.723	128.643	25.794	27.628
10	16:24:26.127	1:31.426	39.035	135.909	25.105	27.286	7	16:20:05.258	1:33.530	40.769	124.532	25.107	27.654
11	16:25:59.801	1:33.674	38.769	137.047	25.032	29.873	8	16:21:39.546	1:34.288	41.467	124.532	25.187	27.634
12	16:27:30.808	1:31.007	38.993	136.135	24.821	27.193	9	16:23:16.469	1:36.923	41.192	100.021	26.502	29.229
13	16:29:01.790	1:30.982	38.825	137.972	25.146	27.011	10	16:24:50.848	1:34.379	40.912	125.679	25.175	28.292
p14	16:30:41.589	1:39.799	39.910	134.789	26.603		11	16:26:27.307	1:36.459	40.597	127.243	27.226	28.636
(46) Eric McRee							12	16:28:00.791	1:33.484	40.657	124.154	25.184	27.643
1	16:10:25.627	1:51.458		128.643	28.592	30.562	13	16:29:34.247	1:33.456	40.690	124.154	25.260	27.506
2	16:12:00.900	1:35.273	40.903	131.963	26.436	27.934	14	16:31:07.357	1:33.110	40.462	124.912	25.069	27.579
3	16:13:35.063	1:34.163	40.482	132.390	25.902	27.779	15	16:32:40.492	1:33.135	40.492	124.721	25.125	27.518
4	16:15:07.308	1:32.245	39.562	132.820	25.522	27.161	(85) David H. Livingston, Jr.						
5	16:16:39.685	1:32.377	39.584	133.253	25.475	27.318	1	16:10:35.018	1:55.179		121.933	28.219	29.328
6	16:18:12.699	1:33.014	39.558	133.253	25.405	28.051	2	16:12:11.557	1:36.539	42.007	123.219	25.844	28.688
7	16:19:45.576	1:32.877	39.382	133.253	25.924	27.571	3	16:13:46.775	1:35.218	41.504	124.342	25.556	28.158
8	16:21:20.111	1:34.535	39.109	134.789	26.088	29.338	4	16:15:22.236	1:35.461	41.379	124.532	25.844	28.238
9	16:22:53.641	1:33.530	40.669	131.328	25.415	27.446	5	16:16:57.127	1:34.891	41.080	124.721	25.715	28.096
10	16:24:25.671	1:32.030	39.583	131.963	25.152	27.295	6	16:18:32.454	1:35.327	41.105	124.912	26.320	27.902
11	16:25:58.502	1:32.831	38.862	133.253	24.967	29.002	7	16:20:06.010	1:33.556	40.549	128.441	25.294	27.713
12	16:27:30.327	1:31.825	39.312	132.390	25.263	27.250	8	16:21:40.166	1:34.156	40.970	129.253	25.564	27.622
13	16:29:02.810	1:32.483	39.040	133.470	26.161	27.282	9	16:23:14.693	1:34.527	40.444	128.441	25.233	28.850
(19) David Lapham							10	16:24:49.195	1:34.502	40.878	126.456	25.636	27.988
1	16:10:34.188	1:47.869		129.663	27.997	29.337	11	16:26:23.412	1:34.217	41.066	125.487	25.346	27.805
2	16:12:07.985	1:33.797	40.099	130.075	25.874	27.824	12	16:27:57.454	1:34.042	40.652	125.103	25.280	28.110
3	16:13:41.252	1:33.267	40.076	129.663	25.730	27.461	13	16:29:30.808	1:33.354	40.622	124.721	25.040	27.692
4	16:15:13.536	1:32.284	39.536	130.282	25.252	27.496	14	16:31:04.393	1:33.585	40.619	124.912	25.295	27.671
5	16:16:45.904	1:32.368	39.522	130.698	25.370	27.476	15	16:32:37.620	1:33.227	40.519	124.721	25.108	27.600
p6	16:18:56.919	2:11.015	49.333	79.127	34.863		(72) Jeremy Swank						
(22) James Weida							1	16:11:00.777	1:45.226		125.294	27.216	29.585
1	16:10:27.693	1:52.273		124.342	29.010	30.374	2	16:12:37.752	1:36.975	41.666	127.045	26.721	28.588
2	16:12:06.700	1:39.007	42.780	125.873	26.968	29.259	3	16:14:11.906	1:34.154	40.574	127.640	25.440	28.140
3	16:13:42.456	1:35.756	41.491	125.103	26.305	27.960	4	16:15:45.348	1:33.442	40.016	128.643	25.361	28.065
4	16:15:17.841	1:35.385	41.223	125.679	25.877	28.285	(27) Ray Rivard						
5	16:16:52.788	1:34.947	40.943	125.679	25.754	28.250	1	16:11:41.954	2:58.170		118.404	28.681	30.350
6	16:18:29.269	1:36.481	42.263	125.679	25.894	28.324	2	16:13:19.363	1:37.409	42.589	121.211	26.334	28.486
7	16:20:04.086	1:34.817	40.591	126.067	25.514	28.712	3	16:14:55.122	1:35.759	41.610	122.298	25.978	28.171
8	16:21:38.303	1:34.217	40.858	126.261	25.556	27.803	4	16:16:31.020	1:35.898	41.174	123.778	25.725	28.999
9	16:23:12.960	1:34.657	40.260	127.243	26.525	27.872	5	16:18:07.369	1:36.349	42.482	123.033	25.824	28.043
10	16:24:46.465	1:33.505	40.298	126.848	25.434	27.773	6	16:19:42.908	1:35.539	41.604	123.965	26.010	27.925
11	16:26:19.850	1:33.385	40.480	126.456	25.181	27.724	7	16:21:18.982	1:36.074	41.299	124.912	26.212	28.563
12	16:27:52.330	1:32.480	39.907	126.067	24.964	27.609	8	16:22:55.070	1:36.088	42.246	122.664	25.820	28.022
13	16:29:24.734	1:32.404	40.162	125.679	24.810	27.432	9	16:24:29.680	1:34.610	40.936	125.103	25.768	27.906
p14	16:31:05.844	1:41.110	40.045	126.067	25.132		10	16:26:03.350	1:33.670	40.795	124.721	25.311	27.564
(18) Robert Dietz							11	16:27:37.306	1:33.956	40.495	125.873	25.290	28.171
1	16:10:42.338	1:53.289		118.748	28.801	31.058	12	16:29:11.009	1:33.703	40.703	124.154	25.427	27.573
2	16:12:21.785	1:39.447	43.013	125.487	27.168	29.266	13	16:30:44.563	1:33.554	40.553	124.154	25.341	27.680
3	16:13:57.815	1:36.030	41.450	126.067	26.024	28.556	14	16:32:18.257	1:33.694	40.646	125.679	25.370	27.678
4	16:15:33.986	1:36.171	41.527	126.261	26.239	28.405	(87) Brandon Lavender						
5	16:17:08.643	1:34.657	40.936	127.045	25.590	28.131	1	16:10:37.591	1:59.118		105.435	29.264	30.547
6	16:18:43.548	1:34.905	41.408	126.848	25.496	28.001	2	16:12:14.992	1:37.401	42.266	122.298	26.715	28.420
7	16:20:17.220	1:33.672	40.633	127.243	25.207	27.832	3	16:13:50.347	1:35.355	41.169	126.848	25.834	28.352
8	16:21:51.426	1:34.206	40.845	127.640	25.531	27.830	4	16:15:25.060	1:34.713	41.026	125.873	25.517	28.170
9	16:23:24.404	1:32.978	40.264	128.039	25.187	27.527	5	16:16:59.469	1:34.409	40.799	125.679	25.518	28.092
10	16:24:57.639	1:33.235	40.573	128.643	25.126	27.536	6	16:18:35.103	1:35.634	41.618	124.912	25.975	28.041
11	16:26:45.997	1:48.358	40.112	130.698	25.947	42.299	7	16:20:10.514	1:35.411	41.248	124.342	25.836	28.327

Tony Kasper Chief of Timing & Scoring Steve Pence Race Director Orbits

www.mylaps.com

censed to: Sports Car Club of America



Mid-Ohio Hoosier Racing Tire Super Tour

Group 7 FV,F500,FF

Mid-Ohio 2.258 miles

Grp 7 FV,F500,FF Qual 1

5/31/2019 16:00

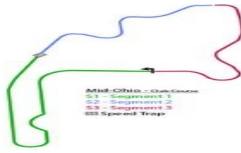
Qualifying (25:00 Time) started at 16:08:23

Table with columns: Lap, Time of Day, Lap Tm, S1, SPd, S2, S3. Contains data for drivers: (15) Brian Famham, (12) Bob Reid, (86) Kevin Brumbaugh, (55) Robert Gray, (42) Andrew Whitston, (80) Stevan Davis, (48) Chris Jennerjahn.

Tony Kasper Chief of Timing & Scoring Steve Pence Race Director Orbits

www.mylaps.com

censed to: Sports Car Club of America



Mid-Ohio Hoosier Racing Tire Super Tour


Group 7 FV,F500,FF

Mid-Ohio 2.258 miles

Grp 7 FV,F500,FF Qual 1

5/31/2019 16:00

Qualifying (25:00 Time) started at 16:08:23



Lap	Time of Day	Lap Tm	S1	SPd	S2	S3	Lap	Time of Day	Lap Tm	S1	SPd	S2	S3
5	16:17:52.474	1:42.823	45.530	108.799	26.986	30.307	13	16:32:23.887	1:44.679	46.420	107.796	27.777	30.482
6	16:19:35.343	1:42.869	45.897	107.513	26.956	30.016							
7	16:21:17.269	1:41.926	45.095	109.969	26.953	29.878							
8	16:23:02.926	1:45.657	47.770	101.889	28.098	29.789							
9	16:24:45.690	1:42.764	45.561	109.235	27.235	29.968							
10	16:26:30.173	1:44.483	45.421	108.081	27.823	31.239							
11	16:28:12.306	1:42.133	45.185	108.944	26.905	30.043							
12	16:29:56.774	1:44.468	46.491	109.528	28.332	29.645							
13	16:31:38.858	1:42.084	45.064	110.266	27.088	29.932							

(81) Alexander Bertolucci

1	16:10:57.615	1:56.407		100.513	29.322	30.811
2	16:12:42.498	1:44.883	46.464	102.785	27.709	30.710
3	16:14:27.692	1:45.194	46.918	106.951	28.230	30.046
4	16:16:09.832	1:42.140	45.190	103.435	27.268	29.682
5	16:17:53.318	1:43.486	45.827	107.372	27.682	29.977
6	16:19:35.582	1:42.264	45.224	105.299	27.437	29.603
7	16:21:18.089	1:42.507	45.267	110.713	27.482	29.758
8	16:23:02.269	1:44.180	46.861	108.511	27.522	29.797
9	16:24:45.077	1:42.808	46.063	107.796	27.077	29.668
10	16:26:29.046	1:43.969	44.980	109.528	28.358	30.631
11	16:28:11.745	1:42.699	45.904	105.844	27.127	29.668
12	16:29:54.496	1:42.751	45.686	107.231	26.986	30.079
13	16:31:40.416	1:45.920	47.230	104.626	27.903	30.787

(5) Ron Whitston

1	16:11:05.535	1:54.910		106.811	28.824	31.607
2	16:12:51.057	1:45.522	46.441	108.511	28.297	30.784
3	16:14:35.294	1:44.237	46.094	107.654	27.904	30.239
4	16:16:19.356	1:44.062	46.046	107.654	27.688	30.328
5	16:18:04.320	1:44.964	47.133	107.654	27.525	30.306
6	16:19:48.773	1:44.453	46.188	109.381	27.861	30.404
7	16:21:31.825	1:43.052	45.797	107.796	27.155	30.100
8	16:23:16.381	1:44.556	45.958	107.796	27.603	30.995
9	16:24:59.330	1:42.949	45.861	108.799	27.285	29.803
10	16:26:42.984	1:43.654	45.246	108.799	27.320	31.088
11	16:28:26.129	1:43.145	46.167	109.381	27.182	29.796
12	16:30:09.621	1:43.492	45.551	107.796	27.482	30.459
13	16:31:52.800	1:43.179	45.574	110.266	27.504	30.101

(21) Graham Loughead

1	16:11:11.980	1:57.943		101.009	29.970	33.232
2	16:12:59.723	1:47.743	47.794	102.399	28.295	31.654
3	16:14:45.841	1:46.118	47.379	103.174	27.852	30.887
4	16:16:31.144	1:45.303	46.544	102.656	27.666	31.093
5	16:18:17.750	1:46.606	47.419	103.174	28.387	30.800
6	16:20:03.242	1:45.492	46.906	102.785	27.934	30.652
7	16:21:48.355	1:45.113	46.670	105.163	27.459	30.984
8	16:23:38.067	1:49.712	46.355	104.894	31.833	31.524
9	16:25:22.830	1:44.763	46.723	104.093	27.237	30.803
10	16:27:08.966	1:46.136	46.519	103.961	28.658	30.959
11	16:28:53.330	1:44.364	46.335	105.844	27.497	30.532
12	16:30:38.850	1:45.520	46.591	107.796	27.681	31.248
13	16:32:23.700	1:44.850	46.418	103.435	27.584	30.848

(74) Stuart Delaney

1	16:11:07.624	1:54.702		107.513	29.640	32.331
2	16:12:56.642	1:49.018	48.098	105.028	29.074	31.846
3	16:14:44.855	1:48.213	48.014	104.492	28.691	31.508
4	16:16:32.372	1:47.517	47.774	104.626	28.582	31.161
5	16:18:18.821	1:46.449	46.760	108.081	28.732	30.957
6	16:20:04.069	1:45.248	46.418	108.081	28.175	30.655
7	16:21:49.167	1:45.098	46.961	108.511	27.783	30.354
8	16:23:35.315	1:46.148	46.598	108.944	28.037	31.513
9	16:25:22.237	1:46.922	47.143	105.844	28.573	31.206
10	16:27:07.907	1:45.670	47.013	106.118	28.081	30.576
11	16:28:53.099	1:45.192	46.773	105.707	27.728	30.691
12	16:30:39.208	1:46.109	46.745	105.844	28.473	30.891

Tony Kasper Chief of Timing & Scoring

Orbits

Steve Pence Race Director

www.mylaps.com

censed to: Sports Car Club of America