

Mid-Ohio Hoosier Racing Tire Super Tour

Group 5 SM

Mid-Ohio 2.258 miles

Grp 5 SM Qual 1

5/31/2019 14:50

Qualifying (25:00 Time) started at 14:56:13

Lap	Time of Day	Lap Tm	S1	SPd	S2	S3	Lap	Time of Day	Lap Tm	S1	SPd	S2	S3	
(96) Jared Thomas							8	15:10:58.741	1:42.803	45.227	109.381	27.311	30.265	
1	14:58:43.188	2:19.552		67.618	30.555	34.588	9	15:12:41.389	1:42.648	45.346	109.528	27.205	30.097	
2	15:00:26.585	1:43.397	45.676	109.381	27.338	30.383	10	15:14:25.083	1:43.694	45.675	108.511	27.755	30.264	
3	15:02:09.481	1:42.896	45.389	109.822	27.211	30.296	p12	15:18:03.635	1:55.393	45.399	108.799	27.480	30.136	
4	15:03:52.042	1:42.561	45.187	109.822	27.250	30.124	p13	15:19:45.866	1:42.231					
5	15:05:34.402	1:42.360	45.240	110.266	27.105	30.015	(8) Jason Kohler							
6	15:07:16.859	1:42.457	45.189	110.117	27.151	30.117	1	14:58:45.851	2:16.792		65.038	31.380	34.059	
7	15:08:59.294	1:42.435	45.259	109.528	27.129	30.047	2	15:00:32.151	1:46.300	46.752	108.655	28.097	31.451	
8	15:10:42.647	1:43.353	45.387	109.528	27.204	30.762	3	15:02:21.758	1:49.607	46.972	93.612	30.978	31.657	
9	15:12:27.658	1:45.011	47.926	111.014	27.147	29.938	4	15:04:05.515	1:43.757	45.822	109.969	27.349	30.586	
10	15:14:09.237	1:41.579	44.814	111.468	26.922	29.843	5	15:05:49.357	1:43.842	45.554	110.415	27.594	30.694	
11	15:15:52.566	1:43.329	45.745	110.117	27.323	30.261	6	15:07:31.660	1:42.303	45.255	111.772	26.964	30.084	
12	15:17:34.853	1:42.287	45.060	110.863	27.001	30.226	7	15:09:14.473	1:42.813	45.335	109.822	27.289	30.189	
13	15:19:18.164	1:43.311	45.543	95.469	27.587	30.181	8	15:10:57.779	1:43.306	45.647	109.675	27.188	30.471	
14	15:21:00.296	1:42.132	45.092	110.564	26.986	30.054	9	15:12:40.906	1:43.127	45.692	109.969	26.940	30.495	
(16) Jonathan Davis							p10	15:14:48.139	2:07.233	50.835	86.763	29.481		
1	14:58:45.093	2:17.783		65.611	31.196	34.387	(97) Brian Henderson							
2	15:00:28.845	1:43.752	45.834	108.655	27.507	30.411	1	14:58:46.962	2:13.666		62.888	30.954	33.560	
3	15:02:11.496	1:42.651	45.384	109.675	27.294	29.973	2	15:00:30.331	1:43.369	45.856	111.165	27.247	30.266	
4	15:03:53.886	1:42.390	45.130	110.713	27.138	30.122	3	15:02:13.790	1:43.459	45.690	110.713	27.379	30.390	
5	15:05:35.974	1:42.088	45.226	110.266	27.012	29.850	4	15:03:56.853	1:43.063	45.601	110.415	27.180	30.282	
6	15:07:17.933	1:41.959	44.937	113.163	27.066	29.956	5	15:05:39.251	1:42.398	45.264	112.541	27.139	29.995	
7	15:09:00.541	1:42.608	45.166	110.564	27.300	30.142	6	15:07:22.048	1:42.797	45.733	110.117	27.012	30.052	
8	15:10:42.699	1:42.158	45.099	109.969	27.072	29.987	7	15:09:04.662	1:42.614	45.719	110.117	26.975	29.920	
9	15:12:25.476	1:42.777	45.739	108.224	27.096	29.942	8	15:10:47.292	1:42.630	45.604	109.528	27.011	30.015	
10	15:14:08.036	1:42.560	45.346	112.541	27.044	30.170	9	15:12:30.355	1:43.063	45.952	108.944	26.957	30.154	
11	15:15:51.642	1:43.606	45.811	106.811	27.359	30.436	10	15:14:12.772	1:42.417	45.537	109.528	26.984	29.896	
12	15:17:34.245	1:42.603	45.390	108.799	27.174	30.039	11	15:15:56.025	1:43.253	45.557	109.822	27.019	30.677	
13	15:19:16.706	1:42.461	45.266	109.090	27.151	30.044	p12	15:18:05.167	2:09.142	45.745	109.381	27.114		
14	15:20:59.146	1:42.440	45.277	109.090	26.964	30.199	(08) Michael Carter							
1	14:58:44.407	2:19.336		66.035	30.613	34.679	(37) Dave Hechler							
2	15:00:28.092	1:43.685	45.853	109.235	27.426	30.406	1	14:58:47.622	2:12.665		61.424	31.469	32.790	
3	15:02:11.081	1:42.989	45.539	109.381	27.268	30.182	2	15:00:32.178	1:44.556	45.638	112.078	28.110	30.808	
4	15:03:53.583	1:42.502	45.252	109.822	27.155	30.095	3	15:02:15.530	1:43.352	45.589	112.232	27.500	30.263	
5	15:05:35.650	1:42.067	45.089	110.415	27.061	29.917	4	15:03:58.790	1:43.260	45.579	109.381	27.483	30.198	
6	15:07:17.655	1:42.005	45.161	111.925	26.921	29.923	5	15:05:41.607	1:42.817	45.451	110.266	27.205	30.161	
7	15:08:59.772	1:42.117	45.114	110.564	27.017	29.986	6	15:07:24.417	1:42.810	45.506	111.165	27.185	30.119	
8	15:10:44.528	1:44.756	45.207	110.415	27.144	32.405	7	15:09:07.089	1:42.672	45.416	110.266	27.266	29.990	
9	15:12:26.896	1:42.368	45.425	109.969	26.932	30.011	8	15:10:49.505	1:42.416	45.249	110.415	27.100	30.067	
10	15:14:08.959	1:42.063	45.261	110.117	26.838	29.964	9	15:12:32.440	1:42.935	45.466	111.316	27.221	30.248	
11	15:15:53.370	1:44.411	45.897	100.513	28.125	30.389	10	15:14:15.569	1:43.129	45.453	110.266	27.281	30.195	
12	15:17:35.336	1:41.966	45.193	110.415	26.867	29.906	11	15:15:58.640	1:43.071	45.562	109.528	27.320	30.189	
p13	15:21:46.871	4:11.535	45.225	110.117	27.151		12	15:17:42.233	1:43.593	46.147	112.541	27.126	30.320	
(2) Jim Drago							13	15:19:25.584	1:43.351	45.711	109.675	27.359	30.281	
1	14:58:41.819	2:19.610		69.572	30.542	33.975	14	15:21:08.877	1:43.293	45.707	109.675	27.385	30.201	
2	15:00:24.922	1:43.103	45.562	108.944	27.396	30.145	(23) Tom Coury							
3	15:02:07.780	1:42.858	45.632	109.381	27.314	29.912	1	14:58:58.063	2:09.594		63.131	32.035	32.209	
4	15:03:50.237	1:42.457	45.415	109.528	27.121	29.921	2	15:00:43.554	1:45.491	46.354	109.969	28.121	31.016	
5	15:05:32.618	1:42.381	45.135	109.969	27.142	30.104	3	15:02:27.472	1:43.918	45.703	109.675	27.465	30.750	
6	15:07:19.130	1:46.512	46.681	84.001	29.609	30.222	4	15:04:10.401	1:42.929	45.239	110.713	27.307	30.383	
7	15:09:01.155	1:42.025	44.956	111.316	27.147	29.922	5	15:05:52.995	1:42.594	45.105	112.386	27.039	30.450	
8	15:10:43.730	1:42.575	44.776	111.925	27.096	30.703	6	15:07:36.268	1:43.273	45.454	110.863	27.094	30.725	
9	15:12:25.924	1:42.194	45.121	110.415	26.995	30.078	7	15:09:19.508	1:43.240	45.472	111.165	27.385	30.383	
p10	15:14:14.350	1:48.426	44.980	112.541	27.191		p8	15:11:14.858	1:55.350	46.388	111.014	27.860		
(35) Frank Todaro							9	15:13:13.650	1:58.792		109.969	27.631	30.630	
1	14:58:54.404	2:13.127		64.170	33.331	31.200	10	15:14:57.158	1:43.508		109.381	27.345	30.463	
2	15:00:38.921	1:44.517	46.087	107.796	27.885	30.545	11	15:16:41.529	1:44.371	45.976	109.675	27.505	30.890	
3	15:02:23.126	1:44.205	46.051	108.655	27.692	30.462	12	15:18:25.530	1:44.001	46.077	109.235	27.327	30.597	
4	15:04:06.688	1:43.562	45.506	109.528	27.617	30.439	p13	15:21:14.153	2:48.623	45.689	109.235	27.453		
5	15:05:49.790	1:43.102	45.382	110.564	27.433	30.287	(69) Cooper Lilly							
6	15:07:33.022	1:43.232	45.415	111.165	27.367	30.450	1	14:58:46.663	2:14.725		62.266	31.081	33.598	
7	15:09:15.938	1:42.916	45.353	109.822	27.393	30.170	2	15:00:31.773	1:45.110	46.481	110.266	27.968	30.641	
							3	15:02:15.800	1:44.027	45.857	110.564	27.933	30.237	

Tony Kasper Chief of Timing & Scoring

Orbits

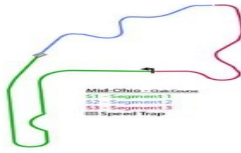
Steve Pence Race Director

www.mylaps.com

censed to: Sports Car Club of America

Printed: 5/31/2019 4:10:28 PM

Page 1/4



Mid-Ohio Hoosier Racing Tire Super Tour

Group 5 SM

Mid-Ohio 2.258 miles

Grp 5 SM Qual 1

5/31/2019 14:50

Qualifying (25:00 Time) started at 14:56:13

Table with columns: Lap, Time of Day, Lap Tm, S1, SPd, S2, S3. Contains driver data for (5) Gary Blarink, (99) Kyle M. Webb, (04) Spencer Rutherford, (54) Natalino Scappaticci, (195) Bruce Bannister, (21) John Guthrie, (98) Charlie Campbell, and (79) Spencer Patterson.

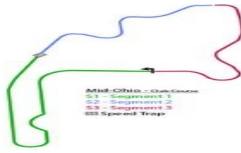
Tony Kasper Chief of Timing & Scoring

Steve Pence Race Director

Orbits

www.mylaps.com

censed to: Sports Car Club of America



Mid-Ohio Hoosier Racing Tire Super Tour

Group 5 SM

Mid-Ohio 2.258 miles

Grp 5 SM Qual 1

5/31/2019 14:50

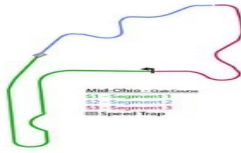
Qualifying (25:00 Time) started at 14:56:13

Table with columns: Lap, Time of Day, Lap Tm, S1, SPd, S2, S3. Contains driver data for Brad Kitchen, Robert MacDonald, Fergal O'Shea, Stewart Lovdal, David Henderson, Christie Bagne, Caleb Bacon, Dan Ibrahim, and Doug Kowalczyk.

Tony Kasper Chief of Timing & Scoring
Steve Pence Race Director
Orbits

www.mylaps.com

censed to: Sports Car Club of America



Mid-Ohio Hoosier Racing Tire Super Tour


Group 5 SM

Mid-Ohio 2.258 miles

Grp 5 SM Qual 1

5/31/2019 14:50

Qualifying (25:00 Time) started at 14:56:13



Lap	Time of Day	Lap Tm	S1	SPd	S2	S3	Lap	Time of Day	Lap Tm	S1	SPd	S2	S3
1	14:59:11.628	2:05.879		102.656	30.881	33.792							
2	15:01:01.463	1:49.835	48.534	108.799	29.363	31.938							
3	15:02:49.800	1:48.337	47.533	107.796	28.835	31.969							
4	15:04:38.145	1:48.345	47.317	108.081	29.042	31.986							
5	15:06:25.382	1:47.237	46.775	108.081	28.759	31.703							
6	15:08:14.112	1:48.730	47.487	107.372	28.741	32.502							
7	15:10:02.324	1:48.212	47.324	107.091	28.925	31.963							
8	15:11:50.436	1:48.112	47.445	106.394	28.719	31.948							
9	15:13:38.997	1:48.561	47.518	106.256	28.901	32.142							
10	15:15:27.668	1:48.671	47.622	106.256	28.884	32.165							
11	15:17:15.987	1:48.319	47.451	107.091	28.830	32.038							
12	15:19:03.940	1:47.953	47.392	105.844	28.654	31.907							
13	15:20:51.577	1:47.637	47.566	107.231	28.624	31.447							

(33) Matthew Forbush

1	14:59:15.421	2:07.701		101.134	30.864	33.721							
2	15:01:05.114	1:49.693	47.964	104.492	29.578	32.151							
3	15:02:53.706	1:48.592	47.550	105.707	29.307	31.735							
4	15:04:41.694	1:47.988	47.397	105.707	29.258	31.333							
5	15:06:30.079	1:48.385	47.293	106.394	29.356	31.736							
6	15:08:19.870	1:49.791	47.795	105.571	29.498	32.498							
7	15:10:08.234	1:48.364	47.721	105.435	29.088	31.555							
8	15:11:56.487	1:48.253	47.532	104.626	29.118	31.603							
9	15:13:45.207	1:48.720	47.781	105.299	29.190	31.749							
10	15:15:33.174	1:47.967	47.389	105.028	28.835	31.743							
11	15:17:20.576	1:47.402	47.388	105.571	28.656	31.358							
12	15:19:09.540	1:48.964	47.079	105.571	28.724	33.161							
13	15:21:00.172	1:50.632	48.675	105.028	28.949	33.008							

(133) Michael Allen

1	14:59:21.829	2:04.431		103.305	30.891	33.753							
2	15:01:11.967	1:50.138	48.734	105.707	29.124	32.280							
3	15:03:02.859	1:50.892	48.473	106.118	29.313	33.106							
4	15:04:53.580	1:50.721	48.537	106.256	29.190	32.994							
5	15:06:44.564	1:50.984	48.478	106.811	29.692	32.814							
6	15:08:35.314	1:50.750	48.104	104.492	29.505	33.141							
7	15:10:26.337	1:51.023	48.504	104.492	29.711	32.808							
8	15:12:16.647	1:50.310	48.556	105.299	29.072	32.682							
9	15:14:06.037	1:49.390	48.263	105.844	28.881	32.246							
10	15:15:58.264	1:52.227	48.941	105.981	30.266	33.020							
11	15:17:47.472	1:49.208	48.116	108.944	28.835	32.257							
12	15:19:36.752	1:49.280	48.055	106.256	28.766	32.459							
13	15:21:25.488	1:48.736	47.716	106.118	28.689	32.331							

Tony Kasper Chief of Timing & Scoring

Orbits

Steve Pence Race Director

www.mylaps.com

censed to: Sports Car Club of America