

Mid-Ohio Hoosier Racing Tire Super Tour

Group 4 P1,P2,FA,FB,FC,FE,FE2,FM

Mid-Ohio 2.258 miles

Grp 4 P1,P2,FA,FB,FC,FE,FE2,FM Qual 1

5/31/2019 14:15

Qualifying (25:00 Time) started at 14:18:49




Table with columns: Lap, Time of Day, Lap Tm, S1, SPd, S2, S3 for multiple drivers including Antoine Comeau, Paul Ravaris, Larry Howard, Nicho Vardis, Dean Oppermann, C Ahsen Yelkin, and Liam Snyder.

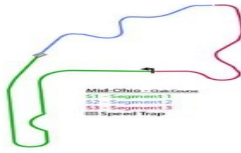
Tony Kasper Chief of Timing & Scoring Steve Pence Race Director Orbits

www.mylaps.com

censed to: Sports Car Club of America

Printed: 5/31/2019 2:54:18 PM

Page 1/4



Mid-Ohio Hoosier Racing Tire Super Tour

Group 4 P1,P2,FA,FB,FC,FE,FE2,FM

Mid-Ohio 2.258 miles

Grp 4 P1,P2,FA,FB,FC,FE,FE2,FM Qual 1

5/31/2019 14:15

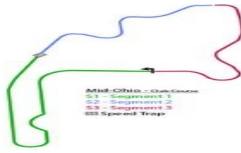
Qualifying (25:00 Time) started at 14:18:49

Table with columns: Lap, Time of Day, Lap Tm, S1, SPd, S2, S3, Lap, Time of Day, Lap Tm, S1, SPd, S2, S3. Contains data for drivers: (7) Mike Reupert, (61) Reece Everard, (98) James Libecco, (1) Mark Snyder, (21) Doug Geisler, (114) Gary Peck, (2) Adam Zerlin, (11) Adam Jennerjahn.

Tony Kasper Chief of Timing & Scoring Steve Pence Race Director Orbits

www.mylaps.com

censed to: Sports Car Club of America



Mid-Ohio Hoosier Racing Tire Super Tour

Group 4 P1,P2,FA,FB,FC,FE,FE2,FM

Mid-Ohio 2.258 miles

Grp 4 P1,P2,FA,FB,FC,FE,FE2,FM Qual 1

5/31/2019 14:15

Qualifying (25:00 Time) started at 14:18:49

Table with columns: Lap, Time of Day, Lap Tm, S1, SPd, S2, S3. Contains multiple rows of driver data including Glenn Cooper, David Bleke, Rob Futcher, Charlie DiPasquale, Carlos Franca, and Alex Conger.

Tony Kasper Chief of Timing & Scoring Steve Pence Race Director Orbits

www.mylaps.com

censed to: Sports Car Club of America



Mid-Ohio Hoosier Racing Tire Super Tour


Group 4 P1,P2,FA,FB,FC,FE,FE2,FM

Mid-Ohio 2.258 miles

Grp 4 P1,P2,FA,FB,FC,FE,FE2,FM Qual 1

5/31/2019 14:15

Qualifying (25:00 Time) started at 14:18:49



Lap	Time of Day	Lap Tm	S1	SPd	S2	S3	Lap	Time of Day	Lap Tm	S1	SPd	S2	S3
(27) William Snyder													
1	14:21:44.320	1:57.021		118.576	29.627	29.748							
2	14:23:20.560	1:36.240	41.483	125.294	26.907	27.850							
3	14:24:54.533	1:33.973	40.284	125.294	26.109	27.580							
4	14:26:28.795	1:34.262	40.498	124.912	26.047	27.717							
5	14:28:01.957	1:33.162	39.895	125.873	25.975	27.292							
6	14:29:37.074	1:35.117	39.767	126.261	27.553	27.797							
7	14:31:11.728	1:34.654	40.551	126.652	26.705	27.398							
8	14:32:46.717	1:34.989	40.516	125.679	26.664	27.809							
9	14:34:21.981	1:35.264	40.812	124.912	26.311	28.141							
10	14:35:55.433	1:33.452	39.980	124.721	26.011	27.461							
p11	14:37:44.706	1:49.273	40.958	124.721	27.850								
(151) Eric Wallgren													
1	14:21:57.115	1:59.315		113.952	30.864	31.666							
2	14:23:40.506	1:43.391	43.224	120.497	30.676	29.491							
3	14:25:28.610	1:48.104	41.089	135.235	27.973	39.042							
4	14:27:07.059	1:38.449	41.409	136.135	27.924	29.116							
5	14:28:45.582	1:38.523	40.728	136.590	28.560	29.235							
6	14:30:24.101	1:38.519	39.992	137.508	28.497	30.030							
7	14:32:01.584	1:37.483	39.824	137.508	28.247	29.412							
8	14:33:36.933	1:35.349	39.063	137.739	28.095	28.191							
9	14:35:14.612	1:37.679	39.367	137.972	28.688	29.624							
10	14:36:52.894	1:38.282	40.179	137.508	28.270	29.833							
11	14:38:29.866	1:36.972	39.891	137.508	27.473	29.608							
12	14:40:11.846	1:41.980	40.019	107.231	31.862	30.099							
13	14:41:50.595	1:38.749	40.445	137.277	28.378	29.926							
14	14:43:31.556	1:40.961	40.131	122.115	28.911	31.919							
(47) Glenn Jividen Jr													
1	14:21:56.044	1:59.373		122.481	29.987	32.021							
2	14:23:39.723	1:43.679	43.694	122.664	29.597	30.388							
3	14:25:23.074	1:43.351	42.275	125.103	28.119	32.957							
4	14:27:01.639	1:38.565	42.770	124.912	26.370	29.425							
5	14:28:38.212	1:36.573	41.398	126.067	26.263	28.912							
6	14:30:15.262	1:37.050	41.956	118.576	26.303	28.791							
7	14:31:51.913	1:36.651	41.041	126.456	25.972	29.638							
8	14:33:28.484	1:36.571	41.292	126.067	26.181	29.098							
9	14:35:05.429	1:36.945	40.923	126.652	26.807	29.215							
10	14:36:43.642	1:38.213	42.459	125.679	26.432	29.322							
p11	14:38:33.360	1:49.718	42.105	125.873	27.263								

Tony Kasper Chief of Timing & Scoring	Orbits
Steve Pence Race Director	

www.mylaps.com

censed to: Sports Car Club of America