

Mid-Ohio Hoosier Racing Tire Super Tour

Group 1 T2,T3,T4,STU,STL

Mid-Ohio 2.258 miles

Grp 1 T2,T3,T4,STU,STL Qual 1

5/31/2019 12:30

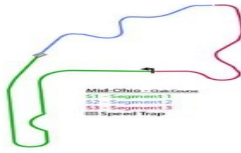
Qualifying (25:00 Time) started at 12:36:23

Table with columns: Lap, Time of Day, Lap Tm, S1, SPd, S2, S3, and driver names. Includes data for drivers like Rob Huffmaster, Aaron Kaplan, William Moore, etc.

Tony Kasper Chief of Timing & Scoring
Steve Pence Race Director
Orbits

www.mylaps.com

censed to: Sports Car Club of America



Mid-Ohio Hoosier Racing Tire Super Tour

Group 1 T2,T3,T4,STU,STL

Mid-Ohio 2.258 miles

Grp 1 T2,T3,T4,STU,STL Qual 1

5/31/2019 12:30

Qualifying (25:00 Time) started at 12:36:23

Table with columns: Lap, Time of Day, Lap Tm, S1, SPd, S2, S3. Contains driver data for (38) Greg Maloy, (08) Michael Carter, (90) David Fiorelli, (116) Dan March, (17) Matt Wolfe, (84) JT Murray, (95) Mark Beyer, (35) John Heinrich, (112) James Berlin, (31) James Coughlin, and (98) Kevin Fryer.

Tony Kasper Chief of Timing & Scoring Steve Pence Race Director Orbits

www.mylaps.com

censed to: Sports Car Club of America



Mid-Ohio Hoosier Racing Tire Super Tour

Group 1 T2,T3,T4,STU,STL

Mid-Ohio 2.258 miles

Grp 1 T2,T3,T4,STU,STL Qual 1

5/31/2019 12:30

Qualifying (25:00 Time) started at 12:36:23

Lap	Time of Day	Lap Tm	S1	SPd	S2	S3	Lap	Time of Day	Lap Tm	S1	SPd	S2	S3
1	12:39:27.144	2:13.179		86.214	32.471	36.496	8	12:52:05.744	1:43.348	43.986	121.752	28.534	30.828
2	12:41:12.601	1:45.457	46.594	113.477	27.772	31.091	9	12:53:48.696	1:42.952	43.731	122.481	28.299	30.922
3	12:42:56.425	1:43.824	45.737	113.163	27.606	30.481	10	12:55:31.945	1:43.249	44.573	120.674	28.004	30.672
4	12:44:39.307	1:42.882	45.339	113.635	27.239	30.304	11	12:57:14.543	1:42.598	43.796	121.211	27.820	30.982
5	12:46:21.547	1:42.240	45.158	114.110	27.049	30.033	12	12:58:59.156	1:44.613	44.477	121.933	28.051	32.085
6	12:48:03.953	1:42.406	44.934	115.073	27.022	30.450	13	13:00:41.564	1:42.408	43.942	121.571	27.845	30.621
7	12:49:45.703	1:41.750	44.641	114.270	26.758	30.351	14	13:02:24.443	1:42.879	44.679	121.391	27.817	30.383
8	12:51:29.629	1:43.926	44.711	118.062	27.157	32.058	(79) Spencer Patterson						
9	12:53:10.982	1:41.353	44.638	114.270	26.797	29.918	1	12:42:46.648	1:57.734		113.477	29.322	32.218
10	12:54:52.740	1:41.758	44.791	113.793	27.109	29.858	2	12:44:31.473	1:44.825	45.489	114.430	27.931	31.405
11	12:56:34.773	1:42.033	44.847	113.320	27.094	30.092	3	12:46:16.033	1:44.560	45.462	113.793	28.377	30.721
12	12:58:16.275	1:41.502	44.542	113.477	27.022	29.938	4	12:47:59.304	1:43.271	44.926	114.912	27.672	30.673
13	12:59:59.937	1:43.662	44.627	114.912	28.934	30.101	5	12:49:45.479	1:46.175	46.381	113.477	28.965	30.829
14	13:01:41.856	1:41.919	44.847	112.541	26.951	30.121	6	12:51:30.947	1:45.468	44.793	116.053	27.624	33.051
(90) Steve Bertok							7	12:53:14.534	1:43.587	45.562	114.751	27.558	30.467
1	12:39:25.051	2:18.447		76.680	35.314	37.578	8	12:54:59.139	1:44.605	44.704	114.912	28.472	31.429
2	12:41:07.487	1:42.436	44.561	117.385	27.483	30.392	9	12:56:41.668	1:42.529	44.685	114.270	27.414	30.430
3	12:42:49.289	1:41.802	44.197	118.062	27.080	30.525	10	12:58:24.916	1:43.248	45.214	115.235	27.484	30.550
p4	12:44:39.576	1:50.287	44.285	117.217	27.109		11	13:00:07.759	1:42.843	44.682	115.398	27.840	30.321
5	12:46:35.112	1:55.536		102.016	29.993	31.349	12	13:01:50.296	1:42.537	44.712	114.912	27.556	30.269
6	12:48:16.876	1:41.764		114.590	27.109	29.752	(195) Bruce Bannister						
7	12:49:58.721	1:41.845	44.807	116.383	27.063	29.975	1	12:39:48.485	2:22.334		88.466	33.636	34.080
8	12:51:40.505	1:41.784	44.914	115.561	27.006	29.864	2	12:41:33.914	1:45.429	46.634	108.799	27.976	30.819
9	12:53:23.017	1:42.512	44.379	117.049	27.288	30.845	3	12:43:19.245	1:45.331	46.684	108.799	27.955	30.692
10	12:55:05.422	1:42.405	44.784	116.053	26.967	30.654	4	12:45:04.092	1:44.847	46.483	110.564	27.764	30.600
11	12:56:47.559	1:42.137	44.542	115.888	27.362	30.233	5	12:46:48.558	1:44.466	46.017	109.822	27.705	30.744
12	12:58:29.835	1:42.276	44.905	115.235	26.960	30.411	6	12:48:33.241	1:44.683	46.097	107.513	27.919	30.667
13	13:00:11.724	1:41.889	44.858	115.561	26.824	30.207	7	12:50:18.561	1:45.320	46.045	109.675	27.678	31.597
14	13:01:53.312	1:41.588	44.401	116.053	27.214	29.973	8	12:52:02.920	1:44.359	45.898	109.675	27.677	30.784
(71) Richard Dickey							9	12:53:47.298	1:44.378	46.066	109.235	27.621	30.691
1	12:39:29.945	2:13.137		82.063	32.233	33.325	10	12:55:32.973	1:45.675	47.512	109.675	27.721	30.442
2	12:41:16.829	1:46.884	47.142	116.383	28.340	31.402	11	12:57:16.898	1:43.925	45.960	109.090	27.659	30.306
3	12:43:00.831	1:44.002	45.370	117.049	27.829	30.803	12	12:59:01.013	1:44.115	46.031	109.675	27.617	30.467
4	12:44:43.101	1:42.270	44.652	117.892	27.443	30.175	13	13:00:45.983	1:44.970	46.541	108.799	27.706	30.723
5	12:46:24.830	1:41.729	44.210	118.404	27.296	30.223	p14	13:03:20.596	2:34.613	46.574	108.799	27.774	
6	12:48:06.863	1:42.033	44.150	118.576	27.442	30.441	(136) Brad Kitchen						
7	12:49:51.682	1:44.819	43.788	119.791	29.996	31.035	1	12:39:55.107	2:24.810		90.606	32.858	35.991
8	12:51:33.458	1:41.776	44.266	118.404	27.227	30.283	2	12:41:46.666	1:51.559	50.716	104.226	29.045	31.798
9	12:53:16.647	1:43.189	45.317	119.267	27.511	30.361	3	12:43:33.371	1:46.705	47.127	108.655	28.351	31.227
p10	12:56:00.431	2:43.784	47.350	116.549	30.518		4	12:45:21.212	1:47.841	46.908	108.655	28.851	32.082
11	12:57:51.541	1:51.110		118.062	27.581	31.417	5	12:47:11.927	1:50.715	48.937	111.014	28.564	33.214
12	12:59:33.615	1:42.074		118.062	27.136	30.734	6	12:49:01.527	1:49.600	48.177	109.235	28.586	32.837
13	13:01:15.925	1:42.310	44.159	118.576	27.407	30.744	7	12:50:48.547	1:47.020	47.393	107.938	28.514	31.113
(83) Glenn Murray							8	12:52:35.097	1:46.550	47.639	109.675	27.861	31.050
1	12:39:43.558	2:21.211		72.856	33.200	32.295	9	12:54:20.126	1:45.029	46.419	108.511	27.847	30.763
2	12:41:29.666	1:46.108	46.618	113.635	28.200	31.290	10	12:56:04.963	1:44.837	46.254	108.655	27.956	30.627
3	12:43:14.150	1:44.484	46.046	113.952	27.807	30.631	11	12:57:50.457	1:45.494	46.663	106.811	27.882	30.949
4	12:44:59.006	1:44.856	45.868	114.590	28.241	30.747	12	12:59:37.655	1:47.198	46.967	107.513	28.384	31.847
5	12:46:42.435	1:43.429	45.615	115.235	27.407	30.407	13	13:01:22.604	1:44.949	46.208	107.796	27.966	30.755
6	12:48:25.397	1:42.962	44.980	115.561	27.669	30.313	(96) Matthew Miller						
7	12:50:10.611	1:45.214	44.722	114.751	28.611	31.881	1	12:40:57.453	2:10.658		73.182	33.682	32.946
p8	12:52:09.348	1:58.737	44.936	115.398	27.647		2	12:42:44.941	1:47.488	46.643	115.398	28.985	31.860
9	12:55:14.113	3:04.765		105.028	28.467	30.944	3	12:44:34.225	1:49.284	46.133	117.385	28.660	34.491
10	12:56:57.433	1:43.320		114.912	27.452	31.062	4	12:46:19.797	1:45.572	45.610	114.270	28.704	31.258
11	12:58:41.277	1:43.844	45.578	116.053	27.641	30.625	5	12:48:05.218	1:45.421	45.011	117.553	28.112	32.298
12	13:00:23.422	1:42.145	44.478	114.912	27.440	30.227	6	12:49:53.129	1:47.911	44.996	118.062	31.153	31.762
(13) Patrick Price							7	12:51:38.591	1:45.462	45.276	118.062	28.354	31.832
1	12:39:50.341	2:22.735		88.356	32.947	35.416	8	12:53:24.379	1:45.788	45.103	118.062	28.566	32.119
2	12:41:36.457	1:46.116	45.266	118.920	29.206	31.644	9	12:55:09.555	1:45.176	45.515	117.892	28.479	31.182
3	12:43:21.367	1:44.910	44.415	111.316	28.897	31.598	p10	12:57:10.890	2:01.335	47.298	116.549	28.897	
4	12:45:05.746	1:44.379	44.760	116.549	28.522	31.097	(3) Dan Ibrahim						
5	12:46:52.481	1:46.735	46.552	106.951	28.687	31.496	1	12:39:51.084	2:19.290		104.359	30.856	35.035
6	12:48:37.579	1:45.098	44.336	122.481	28.227	32.535	2	12:41:42.551	1:51.467	48.605	108.944	28.943	33.919
7	12:50:22.396	1:44.817	45.265	121.752	28.360	31.192							

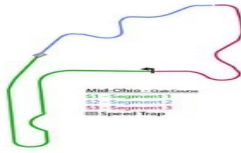
Tony Kasper Chief of Timing & Scoring

Orbits

Steve Pence Race Director

www.mylaps.com

censed to: Sports Car Club of America



Mid-Ohio Hoosier Racing Tire Super Tour


Group 1 T2,T3,T4,STU,STL

Mid-Ohio 2.258 miles

Grp 1 T2,T3,T4,STU,STL Qual 1

5/31/2019 12:30

Qualifying (25:00 Time) started at 12:36:23



Lap	Time of Day	Lap Tm	S1	SPd	S2	S3	Lap	Time of Day	Lap Tm	S1	SPd	S2	S3
3	12:43:30.636	1:48.085	47.858	108.367	28.629	31.598	11	12:59:00.778	1:52.648	48.319	112.541	30.068	34.261
4	12:45:24.093	1:53.457	47.701	109.822	31.570	34.186	12	13:00:54.622	1:53.844	48.110	112.851	29.976	35.758
5	12:47:13.487	1:49.394	47.380	109.381	28.957	33.057	p13	13:03:17.057	2:22.435	48.836	107.654	33.540	
6	12:49:04.080	1:50.593	47.641	110.266	28.340	34.612	(133) Michael Allen						
7	12:50:59.267	1:55.187	54.053	91.723	29.553	31.581	1	12:42:08.256	2:18.800		104.626	33.962	36.468
8	12:52:45.901	1:46.634	47.016	108.655	28.222	31.396	2	12:44:07.764	1:59.508	52.989	105.707	31.644	34.875
9	12:54:32.212	1:46.311	46.685	109.235	28.389	31.237	3	12:46:03.710	1:55.946	50.448	106.394	31.281	34.217
10	12:56:22.365	1:50.153	47.341	109.235	29.057	33.755	4	12:47:58.679	1:54.969	49.824	107.231	31.029	34.116
11	12:58:17.771	1:55.406	47.960	108.367	30.283	37.163	5	12:49:54.886	1:56.207	50.482	104.626	31.501	34.224
12	13:00:09.843	1:52.072	51.039	109.235	29.035	31.998	6	12:51:50.495	1:55.609	49.774	107.654	31.488	34.347
13	13:01:56.653	1:46.810	46.781	109.381	28.599	31.430	7	12:53:45.244	1:54.749	49.622	107.513	31.093	34.034
(61) Fergal O'Shea							8	12:55:39.471	1:54.227	49.782	110.117	30.405	34.040
1	12:39:52.417	2:17.348		104.894	31.305	35.068	9	12:57:35.752	1:56.281	50.502	105.571	31.062	34.717
2	12:41:42.852	1:50.435	47.542	108.655	29.187	33.706	10	12:59:35.207	1:59.455	52.360	105.028	31.568	35.527
3	12:43:31.165	1:48.313	48.016	109.235	28.621	31.676	11	13:01:29.533	1:54.326	50.220	106.256	30.587	33.519
4	12:45:20.971	1:49.806	47.354	109.090	30.241	32.211							
5	12:47:12.234	1:51.263	49.051	107.091	29.221	32.991							
6	12:49:03.487	1:51.253	50.889	109.235	28.510	31.854							
7	12:50:53.504	1:50.017	47.288	109.969	28.717	34.012							
8	12:52:41.164	1:47.660	46.638	109.381	28.379	32.643							
9	12:54:31.429	1:50.265	47.996	109.969	29.703	32.566							
10	12:56:27.171	1:55.742	48.829	93.292	32.680	34.233							
11	12:58:13.682	1:46.511	46.588	108.944	28.178	31.745							
12	13:00:01.459	1:47.777	47.246	108.081	29.447	31.084							
13	13:01:47.965	1:46.506	46.530	109.822	28.812	31.164							
(24) Mike Burke													
1	12:39:51.780	2:17.905		102.915	31.048	34.954							
2	12:41:40.190	1:48.410	46.904	114.270	28.920	32.586							
3	12:43:29.966	1:49.776	47.220	114.751	29.140	33.416							
4	12:45:20.501	1:50.535	47.418	113.635	29.883	33.234							
5	12:47:11.621	1:51.120	48.419	114.590	29.428	33.273							
6	12:49:00.868	1:49.247	47.075	113.793	29.443	32.729							
7	12:50:51.415	1:50.547	47.973	113.635	29.838	32.736							
8	12:52:40.782	1:49.367	46.880	113.952	29.355	33.132							
9	12:54:31.138	1:50.356	47.732	114.270	29.739	32.885							
10	12:56:21.968	1:50.830	47.312	112.386	29.494	34.024							
11	12:58:13.085	1:51.117	48.389	113.635	29.617	33.111							
12	13:00:03.937	1:50.852	47.136	112.541	30.529	33.187							
p13	13:02:14.313	2:10.376	47.189	113.793	36.991								
(127) Dan Harding													
1	12:39:57.493	2:13.582		105.844	30.960	35.720							
2	12:41:52.859	1:55.366	50.017	107.372	29.730	35.619							
3	12:43:48.545	1:55.686	50.008	106.951	31.014	34.664							
4	12:45:46.030	1:57.485	50.283	101.134	31.428	35.774							
5	12:47:37.378	1:51.348	48.896	107.796	29.217	33.235							
6	12:49:30.641	1:53.263	49.319	107.654	30.853	33.091							
7	12:51:20.387	1:49.746	48.274	106.394	28.967	32.505							
8	12:53:10.077	1:49.690	48.084	106.118	29.093	32.513							
9	12:55:00.676	1:50.599	47.930	106.951	28.960	33.709							
10	12:56:49.924	1:49.248	47.563	107.231	29.487	32.198							
11	12:58:40.020	1:50.096	47.505	106.672	28.889	33.702							
12	13:00:29.406	1:49.386	47.736	106.394	29.011	32.639							
13	13:02:18.471	1:49.065	47.994	106.394	29.034	32.037							
(29) Jonathon Collins McLendon													
1	12:39:56.453	2:17.387		100.389	32.831	35.826							
2	12:41:52.329	1:55.876	49.869	114.912	30.497	35.510							
3	12:43:47.929	1:55.600	49.533	113.477	31.246	34.821							
4	12:45:43.646	1:55.717	49.791	114.751	31.166	34.760							
5	12:47:36.908	1:53.262	49.292	115.235	30.117	33.853							
6	12:49:37.096	2:00.188	49.209	111.925	30.798	40.181							
7	12:51:30.746	1:53.650	49.508	113.477	30.341	33.801							
8	12:53:24.014	1:53.268	48.778	115.724	29.571	34.919							
9	12:55:16.434	1:52.420	48.134	113.477	29.973	34.313							
10	12:57:08.130	1:51.696	47.803	113.477	29.455	34.438							

Tony Kasper Chief of Timing & Scoring
 Steve Pence Race Director
 Orbits

www.mylaps.com

censed to: Sports Car Club of America