

# US Majors Tour NW Region SCCA



NWR US Majors Tour

**Sorted on Laps**

Gp 1 SM

Pacific Raceways 2.250 miles

Group 1 Race 1

5/26/2019 10:30 AM

Race (25:00 and 15 Laps) started at 10:57:35

Pos	No.	Name	Class	Laps	Diff	Total Tm	Best Tm	Group	Hometown
1	87	Will Schrader	SM	15		22:44.920	1:36.739	1	Happy Valley OR
2	145	Steven Powers	SM	15	8.492	22:53.412	1:36.966	1	Phoenix AZ
3	77	Tony Morris Jr.	SM	15	8.191	22:53.111	1:36.779	1	Vancouver BC
4	23	Eric Jones	SM	15	19.108	23:04.028	1:37.750	1	Eugene OR
5	20	Jason Rawlins	SM	15	23.256	23:08.176	1:37.391	1	Gaston OR
6	43	Dave Dunning	SM	15	36.846	23:21.766	1:39.338	1	Portland OR
7	9	Ed Iverson	SM	15	37.395	23:22.315	1:39.164	1	Redmond WA
8	30	Mark Higinbotham	SM	15	47.525	23:32.445	1:39.952	1	Federal Way WA
9	127	Sterling Land	SM	15	47.736	23:32.656	1:39.787	1	Salmon Arm BC
10	16	Ryan Gutile	SM	15	50.227	23:35.147	1:39.765	1	Madera CA
11	90	Arash Niazi	SM	15	1:17.235	24:02.155	1:40.545	1	Gig Harbor WA
12	7	Brad Green	SM	4	11 Laps	5:26.508	1:45.483	1	Seattle WA
Not classified									
DNS	112	Brian Richards	SM		DNS			1	Victoria BC
DNS	78	Robert Coneybeer	SM		DNS			1	Seattle WA

**Announcements**

New Track Record (1:36.739) for SM by Will Schrader.

Finish flag moved back to Lap 15 per Race Schedule.

Car #145 & Car #77 Finish to Correct Order between Timing/Scoring and Start/Finish

Margin of Victory	Avg. Speed	Best Lap Tm	Best Speed	Best Lap by
8.492	89.016	1:36.739	83.730	87 - Will Schrader

Chief of Timing & Scoring - Randi Miller-Graffy

Orbits

Chief Steward - Jim Graffy

CSOM - Dan Miklovic

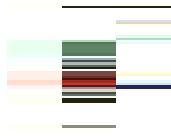
Saction #s 19M6168, 19R7473, 19TTRG7511

**OFFICIAL**

www.mylaps.com

Licensed to: Northwest Region SCCA

Printed: 5/27/2019 7:29:02 AM



# US Majors Tour NW Region SCCA



NWR US Majors Tour

Sorted on Laps

Gp 1 SM

Pacific Raceways 2.250 miles

Group 1 Race 2

5/27/2019 09:15 AM

Race (35:00 or 21 Laps) started at 9:17:24

Pos	No.	Name	Class	Laps	Diff	Total Tm	Best Tm	Group	Hometown
1	87	Will Schrader	SM	21		33:57.899	1:36.678	1	Happy Valley OR
2	145	Steven Powers	SM	21	6.087	34:03.986	1:36.910	1	Phoenix AZ
3	20	Jason Rawlins	SM	21	6.293	34:04.192	1:36.271	1	Gaston OR
4	23	Eric Jones	SM	21	19.649	34:17.548	1:37.293	1	Eugene OR
5	9	Ed Iverson	SM	21	48.974	34:46.873	1:38.512	1	Redmond WA
6	43	Dave Dunning	SM	21	49.257	34:47.156	1:38.457	1	Portland OR
7	7	Brad Green	SM	21	1:01.424	34:59.323	1:39.130	1	Seattle WA
8	127	Sterling Land	SM	21	1:07.213	35:05.112	1:39.240	1	Salmon Arm BC
9	16	Ryan Gutile	SM	21	1:16.255	35:14.154	1:39.032	1	Madera CA
10	90	Arash Niazi	SM	21	1:18.363	35:16.262	1:39.587	1	Gig Harbor WA
11	30	Mark Higinbotham	SM	19	2 Laps	31:42.609	1:39.370	1	Federal Way WA
Not classified									
DNS	77	Tony Morris Jr.	SM		DNS			1	Vancouver BC
DNS	112	Brian Richards	SM		DNS			1	Victoria BC
DNS	78	Robert Coneybeer	SM		DNS			1	Seattle WA

Announcements

**New Track Record (1:36.271) for SM by Jason Rawlins.**

Margin of Victory	Avg. Speed	Best Lap Tm	Best Speed	Best Lap by
6.087	83.468	1:36.271	84.137	20 - Jason Rawlins

Chief of Timing & Scoring - Randi Miller-Graffy

Orbits

Chief Steward - Jim Graffy

CSOM - Dan Miklovic

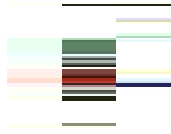
Saction #s 19M6168, 19R7473, 19TTRG7511

Printed: 5/27/2019 10:50:31 AM

**OFFICIAL**

www.mylaps.com

Licensed to: Northwest Region SCCA



# US Majors Tour NW Region SCCA



NWR US Majors Tour

**Sorted on Laps**

Gp 2 FA,FB,FC,FE,FE2,FM,P1,P2

Pacific Raceways 2.250 miles

Group 2 Race 1

5/26/2019 01:35 PM

Race (25:00 or 15 Laps) started at 13:23:07

Pos	No.	Name	Class	Laps	Diff	Total Tm	Best Tm	Group	Hometown
1	1	James Blackwell	FB	15		20:25.323	1:20.033	2	Olalla WA
2	75	Rick Payne	FC	15	7.697	20:33.020	1:21.502	2	Mission BC
3	93	Andrew Dobbie	FC	15	11.062	20:36.385	1:22.026	2	Langley BC
4	4	Melvin David Kemper, Jr	FM	15	32.849	20:58.172	1:23.839	2	Toledo WA
5	04	Greg Coffin	FC	15	37.677	21:03.000	1:23.879	2	Veradale WA
6	85	Geoffrey Fass	FC	15	1:16.514	21:41.837	1:27.468	2	Bellingham WA
7	35	Tim Fass	FC	14	1 Lap	21:02.633	1:30.786	2	San Bruno CA
8	128	Kenneth Driver	P2	13	2 Laps	21:39.791	1:33.842	2	Monroe WA
9	55	Jeffrey Lederman	P1	2	13 Laps	1:21.940	1:20.579	2	Vacaville CA

Margin of Victory	Avg. Speed	Best Lap Tm	Best Speed	Best Lap by
7.697	99.158	1:20.033	101.208	1 - James Blackwell

Chief of Timing & Scoring - Randi Miller-Graffy Orbits

Chief Steward - Jim Graffy

CSOM - Dan Miklovic

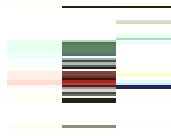
Saction #s 19M6168, 19R7473, 19TTRG7511

**OFFICIAL**

www.mylaps.com

Licensed to: Northwest Region SCCA

Printed: 5/27/2019 7:30:49 AM



# US Majors Tour NW Region SCCA



NWR US Majors Tour

Sorted on Laps

Gp 2 FA,FB,FC,FE,FE2,FM,P1,P2

Pacific Raceways 2.250 miles

Group 2 Race 2

5/27/2019 12:45 PM

Race (35:00 or 21 Laps) started at 12:53:26

Pos	No.	Name	Class	Laps	Diff	Total Tm	Best Tm	Group	Hometown
1	75	Rick Payne	FC	21		32:12.184	1:21.713	2	Mission BC
2	93	Andrew Dobbie	FC	21	0.277	32:12.461	1:21.881	2	Langley BC
3	4	Melvin David Kemper, Jr	FM	21	24.806	32:36.990	1:23.533	2	Toledo WA
4	85	Geoffrey Fass	FC	20	1 Lap	32:13.065	1:27.341	2	Bellingham WA
5	35	Tim Fass	FC	20	1 Lap	33:04.769	1:31.610	2	San Bruno CA
6	04	Greg Coffin	FC	15	6 Laps	24:25.437	1:24.570	2	Veradale WA
7	1	James Blackwell	FB	3	18 Laps	3:57.379	1:21.795	2	Olalla WA
8	128	Kenneth Driver	P2	3	18 Laps	4:44.111	1:34.282	2	Monroe WA

Not classified

DNS	55	Jeffrey Lederman	P1		DNS			2	Vacaville CA
-----	----	------------------	----	--	-----	--	--	---	--------------

Margin of Victory	Avg. Speed	Best Lap Tm	Best Speed	Best Lap by
0.277	88.035	1:21.713	99.127	75 - Rick Payne

Chief of Timing & Scoring - Randi Miller-Graffy

Orbits

Chief Steward - Jim Graffy

CSOM - Dan Miklovic

Saction #s 19M6168, 19R7473, 19TTRG7511

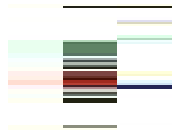
Printed: 5/27/2019 2:20:50 PM

**FINAL**



www.mylaps.com

Licensed to: Northwest Region SCCA



# US Majors Tour NW Region SCCA



NWR US Majors Tour

Sorted on Laps

Gp 3 STL,T3-4, E-F-HP,GTL,BSpec,SRF, Sports Racer

Pacific Raceways 2.250 miles

Group 3 Race 1

5/26/2019 01:35 PM

Race started at 14:07:43

Pos	No.	Name	Class	Laps	Diff	Total Tm	Best Tm	Group	Hometown
1	6	Kale Swifts	EP	15		24:48.465	1:31.849	3	Surrey BC
2	14	Jerold Lowe	T3	15	1.097	24:49.562	1:32.222	3	Bellevue WA
3	138	Josh Moriarty	EP	15	9.196	24:57.661	1:33.558	3	graham WA
4	80	Joe Harlan	GTL	15	22.742	25:11.207	1:35.509	3	Oregon City OR
5	12	Scott Twomey	GTL	15	27.501	25:15.966	1:36.025	3	Tacoma WA
6	96	Kristina Etherington	STL	15	30.788	25:19.253	1:36.184	3	Henderson NV
7	97	Ken Olson	T3	15	33.568	25:22.033	1:34.794	3	Fall City WA
8	66	Glenn Woloski	SRF3	15	33.859	25:22.324	1:34.614	3	Garibaldi Highlands BC
9	11	Dave Mead	T4	15	35.598	25:24.063	1:36.318	3	Spanaway WA
10	49	Roldan de Guzman	T4	15	36.759	25:25.224	1:36.489	3	Seattle WA
11	10	Colin Koehler	T4	15	37.412	25:25.877	1:36.136	3	Spanaway WA
12	40	Kurt Frieztsche	EP	15	51.048	25:39.513	1:36.778	3	Mountain View CA
13	44	John W (Bill) Harris	SRF3	15	51.585	25:40.050	1:37.026	3	Gladstone OR
14	4	Parker Johnstone	HP	15	55.382	25:43.847	1:37.682	3	Wilsonville OR
15	9	Ed Iverson	STL	15	1:09.840	25:58.305	1:39.730	3	Redmond WA
16	127	Sterling Land	STL	15	1:19.000	26:07.465	1:40.430	3	Salmon Arm BC
17	16	Cherie Storms	BSpec	14	1 Lap	25:12.425	1:44.869	3	Langley BC
18	01	Stephen Middendorff	GTL	11	4 Laps	21:26.205	1:41.895	3	West Linn OR
19	135	Paul Bunbury	GTL	9	6 Laps	15:52.079	1:39.012	3	Whistler BC
20	2	WC Storms	BSpec	8	7 Laps	14:38.945	1:45.357	3	Maple Ridge BC
21	0	Scotty B White	T4	3	12 Laps	3:50.963	1:50.358	3	Auburn WA
22	77	Wilson Powell	STL	1	14 Laps	8.491		3	Danville CA
Not classified									
DNS	78	Robert Coneybeer	STL		DNS			3	Seattle WA

Announcements

- New Track Record (1:36.136) for T4 by Colin Koehler.
- New Track Record (1:31.849) for EP by Kale Swifts.
- Car #138 Needs to put Transponder on charger
- New Track Record (1:37.682) for HP by Parker Johnstone.

Margin of Victory	Avg. Speed	Best Lap Tm	Best Speed	Best Lap by
1.097	81.628	1:31.849	88.188	6 - Kale Swifts

Chief of Timing & Scoring - Randi Miller-Graffy

Orbits

Chief Steward - Jim Graffy

CSOM - Dan Miklovic

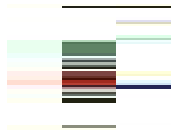
Saction #s 19M6168, 19R7473, 19TTRG7511

**OFFICIAL**

www.mylaps.com

Licensed to: Northwest Region SCCA

Printed: 5/27/2019 7:32:41 AM



# US Majors Tour NW Region SCCA



NWR US Majors Tour

Sorted on Laps

Gp 3 STL,T3-4, E-F-HP,GTL,BSpec,SRF, Sports Racer

Pacific Raceways 2.250 miles

Group 3 Race 2

5/27/2019 11:00 AM

Race (35:00 or 21 Laps) started at 11:05:08

Pos	No.	Name	Class	Laps	Diff	Total Tm	Best Tm	Group	Hometown
1	14	Jerold Lowe	T3	21		32:19.545	1:31.970	3	Bellevue WA
2	6	Kale Swifts	EP	21	0.827	32:20.372	1:31.992	3	Surrey BC
3	97	Ken Olson	T3	21	54.946	33:14.491	1:33.244	3	Fall City WA
4	66	Glenn Woloski	SRF3	21	55.253	33:14.798	1:32.724	3	Garibaldi Highlands BC
5	80	Joe Harlan	GTL	21	56.899	33:16.444	1:34.892	3	Oregon City OR
6	12	Scott Twomey	GTL	21	1:14.416	33:33.961	1:35.471	3	Tacoma WA
7	11	Dave Mead	T4	21	1:27.736	33:47.281	1:36.136	3	Spanaway WA
8	10	Colin Koehler	T4	21	1:29.247	33:48.792	1:36.409	3	Spanaway WA
9	49	Roldan de Guzman	T4	21	1:29.139	33:48.684	1:36.378	3	Seattle WA
10	96	Kristina Etherington	STL	21	1:29.748	33:49.293	1:35.651	3	Henderson NV
11	40	Kurt Frietzsche	EP	20	1 Lap	32:34.798	1:36.710	3	Mountain View CA
12	77	Wilson Powell	STL	20	1 Lap	32:51.614	1:37.995	3	Danville CA
13	4	Parker Johnstone	HP	20	1 Lap	32:53.632	1:36.585	3	Wilsonville OR
14	44	John W (Bill) Harris	SRF3	20	1 Lap	32:57.704	1:35.901	3	Gladstone OR
15	9	Ed Iverson	STL	20	1 Lap	33:05.413	1:39.139	3	Redmond WA
16	127	Sterling Land	STL	20	1 Lap	33:10.454	1:39.221	3	Salmon Arm BC
17	01	Stephen Middendorff	GTL	19	2 Laps	33:31.774	1:44.584	3	West Linn OR
18	16	Cherie Storms	BSpec	19	2 Laps	33:57.085	1:45.398	3	Langley BC
19	135	Paul Bunbury	GTL	13	8 Laps	21:17.487	1:37.283	3	Whistler BC
20	138	Josh Moriarty	EP	12	9 Laps	18:53.282	1:34.032	3	graham WA
21	2	WC Storms	BSpec	10	11 Laps	18:18.450	1:45.962	3	Maple Ridge BC

Not classified

DNS	78	Robert Coneybeer	STL		DNS			3	Seattle WA
DNS	0	Scotty B White	T4		DNS			3	Auburn WA

Announcements

- Car#14 Needs to charge Transponder**
- New Track Record (1:34.892) for GTL by Joe Harlan.**
- New Track Record (1:36.585) for HP by Parker Johnstone.**
- Cars #49 and #10 Swapped between T/S and S/F**

Margin of Victory	Avg. Speed	Best Lap Tm	Best Speed	Best Lap by
0.827	87.701	1:31.970	88.072	14 - Jerold Lowe

Chief of Timing & Scoring - Randi Miller-Graffy

Orbits

Chief Steward - Jim Graffy

CSOM - Dan Miklovic

Saction #s 19M6168, 19R7473, 19TTRG7511

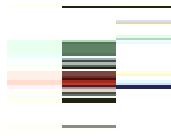
Printed: 5/27/2019 1:52:37 PM

**FINAL**



www.mylaps.com

Licensed to: Northwest Region SCCA



# US Majors Tour NW Region SCCA



NWR US Majors Tour

Sorted on Laps

Gp 5 GT1-1R-2-3-X,AS,T1-2,STU,ITE

Pacific Raceways 2.250 miles

Group 5 Race 1

5/26/2019 02:25 PM

Race (25:00 and 15 Laps) started at 14:58:17

Pos	No.	Name	Class	Laps	Diff	Total Tm	Best Tm	Group	Hometown
1	0	Scotty B White	GT2	15		21:13.608	1:20.972	5	Auburn WA
2	65	Richard Cabe	GT2	15	1:25.851	22:39.459	1:23.934	5	Bellevue WA
3	107	Todd Clarke	GT2	15	1:26.179	22:39.787	1:24.786	5	Fox Island WA
4	17	Mike Kelley	GT1	15	1:30.239	22:43.847	1:23.790	5	Richland, WA
5	53	Collin Jackson	GT3	15	1:30.887	22:44.495	1:25.750	5	Langley BC
6	09	Gary Bockman	GT3	15	1:30.654	22:44.262	1:26.696	5	Camas WA
7	167	Jeff McGuinness	GT2	15	1:32.475	22:46.083	1:25.773	5	Lake Tapps WA
8	82	Dan Rogers	GT2	15	1:36.839	22:50.447	1:26.575	5	Anchorage AK
9	13	Steve Goldman	GT1	15	1:41.532	22:55.140	1:23.717	5	Mercer Island WA
10	19	Matthew Butson	GT2	14	1 Lap	21:01.452	1:24.030	5	Snohomish WA
11	23	Tom Cantrell	ITE	14	1 Lap	22:38.997	1:29.229	8	Auburn WA
12	26	Pete Nicacio	GT2	14	1 Lap	22:39.805	1:28.876	5	Richland WA
13	52	Guy Laidig	GT3	14	1 Lap	22:48.628	1:30.274	5	Woodside CA
14	81	Bob Rygg	ITE	14	1 Lap	22:49.984	1:30.639	5	Bothell WA
15	45	Cindi Lux	GT1	12	3 Laps	16:14.568	1:22.708	5	Beaverton OR
16	3	Michael McAleenan	GT2	11	4 Laps	13:34.984	1:20.318	5	Tacoma WA
17	62	Craig Ranta	GT2	11	4 Laps	22:59.352	1:36.180	5	Redmond WA
18	68	Jason Fiorito	GT1	10	5 Laps	13:42.006	1:27.158	5	Kent WA
19	71	Michael McKinney	GT1	9	6 Laps	11:52.169	1:26.202	5	Richland, WA
20	98	Marc Hoover	T1	9	6 Laps	12:23.680	1:29.496	5	Shingle Springs CA
Not classified									
DNS	166	Del Mackenzie	ITE		DNS			5	Everett WA

Announcements

New Track Record (1:20.318) for GT2 by Michael McAleenan.

New Track Record (1:25.750) for GT3 by Collin Jackson.

**Finish is corrected to reflect 15 laps.**

Margin of Victory	Avg. Speed	Best Lap Tm	Best Speed	Best Lap by
1:25.851	95.398	1:20.318	100.849	3 - Michael McAleenan

Chief of Timing & Scoring - Randi Miller-Graffy

Orbits

Chief Steward - Jim Graffy

CSOM - Dan Miklovic

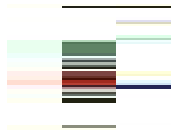
Saction #s 19M6168, 19R7473, 19TTRG7511

**OFFICIAL**

www.mylaps.com

Licensed to: Northwest Region SCCA

Printed: 5/27/2019 9:13:30 AM



# US Majors Tour NW Region SCCA



NWR US Majors Tour

Sorted on Laps

Gp 5 GT1-1R-2-3-X,AS,T1-2,STU,ITE

Pacific Raceways 2.250 miles

Group 5 Race 2

5/27/2019 10:00 AM

Race (35:00 or 21 Laps) started at 10:14:05

Pos	No.	Name	Class	Laps	Diff	Total Tm	Best Tm	Group	Hometown
1	45	Cindi Lux	GT1	21		28:49.616	1:21.655	5	Beaverton OR
2	19	Matthew Butson	GT2	21	21.388	29:11.004	1:22.867	5	Snohomish WA
3	65	Richard Cabe	GT2	21	30.978	29:20.594	1:23.612	5	Bellevue WA
4	107	Todd Clarke	GT2	21	31.542	29:21.158	1:23.166	5	Fox Island WA
5	12	Tom Cantrell	ITE	21	37.672	29:27.288	1:22.586	8	Auburn WA
6	53	Collin Jackson	GT3	21	58.379	29:47.995	1:24.737	5	Langley BC
7	167	Jeff McGuinness	GT2	21	59.158	29:48.774	1:24.811	5	Lake Tapps WA
8	09	Gary Bockman	GT3	20	1 Lap	29:00.742	1:25.457	5	Camas WA
9	98	Marc Hoover	T1	20	1 Lap	29:54.117	1:28.072	5	Shingle Springs CA
10	52	Guy Laidig	GT3	20	1 Lap	29:58.532	1:28.446	5	Woodside CA
11	81	Bob Rygg	ITE	18	3 Laps	27:31.386	1:30.772	5	Bothell WA
12	82	Dan Rogers	GT2	17	4 Laps	24:15.630	1:23.979	5	Anchorage AK
13	166	Del Mackenzie	ITE	16	5 Laps	24:17.309	1:30.109	5	Everett WA
14	24	Randy Dunphy	ITE	14	7 Laps	21:09.099	1:29.209	5	Everett WA
15	26	Pete Nicacio	GT2	12	9 Laps	17:26.735	1:26.891	5	Richland WA
16	13	Steve Goldman	GT1	11	10 Laps	16:10.967	1:25.124	5	Mercer Island WA
17	28	Jason Fiorito	GT1					5	Kent WA

Not classified

DNS	3	Michael McAleenan	GT2		DNS			5	Tacoma WA
DNS	0	Scotty B White	GT2		DNS			5	Auburn WA
DNS	17	Mike Kelley	GT1		DNS			5	Richland, WA
DNS	71	Michael McKinney	GT1		DNS			5	Richland, WA
DNS	23	Tom Cantrell	ITE		DNS			8	Auburn WA
DNS	62	Craig Ranta	GT2		DNS			5	Redmond WA

Announcements

**New Track Record (1:24.737) for GT3 by Collin Jackson.**

**New Track Record (1:21.655) for GT1 by Cindi Lux.**

**Car #28 Did not complete one lap.**

Margin of Victory	Avg. Speed	Best Lap Tm	Best Speed	Best Lap by
21.388	98.346	1:21.655	99.198	45 - Cindi Lux

Chief of Timing & Scoring - Randi Miller-Graffy

Orbits

Chief Steward - Jim Graffy

CSOM - Dan Miklovic

Saction #s 19M6168, 19R7473, 19TTRG7511

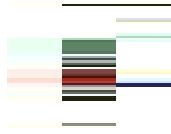
**OFFICIAL**

www.mylaps.com

Licensed to: Northwest Region SCCA

Printed: 5/27/2019 11:02:07 AM





# US Majors Tour NW Region SCCA



NWR US Majors Tour

**Sorted on Laps**

Gp 6 FV,FF,F5

Pacific Raceways 2.250 miles

Group 6 Race 1

5/26/2019 03:00 PM

Race (25:00 or 15 Laps) started at 15:41:25

Pos	No.	Name	Class	Laps	Diff	Total Tm	Best Tm	Group	Hometown
1	29	Lance Spiering	F5	15		21:30.773	1:30.410	6	Beaverton OR
2	66	Mark Keller	FF	15	25.660	21:56.433	1:30.422	6	Snohomish WA
3	9	Quinn Posner	FV	14	1 Lap	21:53.375	1:39.442	6	Camas WA
4	24	Marjorie Lundberg	FV	14	1 Lap	21:53.196	1:39.082	6	Glendale CA
5	4	Robert Posner	FV	14	1 Lap	21:53.959	1:39.750	6	Bellevue WA
6	09	Stephen Saslow	FV	14	1 Lap	21:54.394	1:39.374	6	Sammamish WA
7	67	Robbie Arthur	FV	14	1 Lap	21:55.321	1:39.705	6	Mission BC
8	25	Charlie Turner	FV	13	2 Laps	21:43.324	1:45.908	6	Mission Viejo CA
9	32	Rick Payne	FF	4	11 Laps	4:39.561	1:32.304	6	Mission BC

Margin of Victory	Avg. Speed	Best Lap Tm	Best Speed	Best Lap by
25.660	94.130	1:30.410	89.592	29 - Lance Spiering

Chief of Timing & Scoring - Randi Miller-Graffy Orbits

Chief Steward - Jim Graffy

CSOM - Dan Miklovic

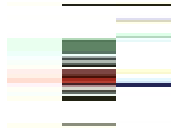
Saction #s 19M6168, 19R7473, 19TTRG7511

**OFFICIAL**

www.mylaps.com

Licensed to: Northwest Region SCCA

Printed: 5/27/2019 7:37:01 AM



# US Majors Tour NW Region SCCA



NWR US Majors Tour

Sorted on Laps

Gp 6 FV,FF,F5

Pacific Raceways 2.250 miles

Group 6 Race 2

5/27/2019 02:30 PM

Race (35:00 or 21 Laps) started at 14:18:37

Pos	No.	Name	Class	Laps	Diff	Total Tm	Best Tm	Group	Hometown
1	66	Mark Keller	FF	21		33:27.243	1:33.996	6	Snohomish WA
2	29	Lance Spiering	F5	21	0.315	33:27.558	1:32.384	6	Beaverton OR
3	9	Quinn Posner	FV	21	1:38.587	35:05.830	1:39.665	6	Camas WA
4	24	Marjorie Lundberg	FV	21	1:38.786	35:06.029	1:39.261	6	Glendale CA
5	87	Dennis Andrade	FV	21	1:38.406	35:05.649	1:39.165	6	Silverlake WA
6	67	Robbie Arthur	FV	21	1:39.033	35:06.276	1:39.433	6	Mission BC
7	4	Robert Posner	FV	21	1:43.378	35:10.621	1:39.931	6	Bellevue WA
8	09	Stephen Saslow	FV	20	1 Lap	34:06.660	1:40.951	6	Sammamish WA
9	25	Charlie Turner	FV	19	2 Laps	33:37.857	1:45.918	6	Mission Viejo CA
Not classified									
DNS	32	Rick Payne	FF		DNS			6	Mission BC

Margin of Victory	Avg. Speed	Best Lap Tm	Best Speed	Best Lap by
0.315	84.743	1:32.384	87.678	29 - Lance Spiering

Chief of Timing & Scoring - Randi Miller-Graffy Orbits

Chief Steward - Jim Graffy

CSOM - Dan Miklovic

Saction #s 19M6168, 19R7473, 19TTRG7511

Printed: 5/27/2019 3:27:32 PM

**FINAL**



www.mylaps.com

Licensed to: Northwest Region SCCA