

VIR Hoosier Racing Tire Super Tour

Virginia International Raceway 3.270 miles

Grp 7 EP,STL,T3 Race 2

4/14/2019 14:15

Race (35:00 or 14 Laps) started at 15:06:17

Lap	Time of Day	Lap Tm	S1 Tm	S2 Tm	SPd	S3 Tm	Lap	Time of Day	Lap Tm	S1 Tm	S2 Tm	SPd	S3 Tm
(77) Matt Reynolds													
1	15:08:27.155	2:09.425	47.093	47.569	129.304	34.763	3	15:12:52.569	2:10.315	45.996	48.319	135.074	36.000
2	15:10:33.762	2:06.607	44.309	47.768	130.335	34.530	4	15:15:02.966	2:10.397	46.064	48.350	134.851	35.983
3	15:12:39.753	2:05.991	44.290	47.187	131.806	34.514	5	15:17:12.965	2:09.999	46.169	48.320	134.408	35.510
4	15:14:46.197	2:06.444	44.677	47.421	132.019	34.346	6	15:19:23.844	2:10.879	46.327	48.881	133.967	35.671
5	15:16:53.072	2:06.875	44.588	47.733	131.594	34.554	7	15:21:36.589	2:12.745	46.607	48.651	134.187	37.487
6	15:18:59.908	2:06.836	44.705	47.639	132.019	34.492	8	15:23:49.480	2:12.891	47.953	48.557	134.187	36.381
7	15:21:15.979	2:16.071	49.804	48.058	131.806	38.209	9	15:26:01.451	2:11.971	47.467	48.412	134.851	36.092
8	15:23:31.362	2:15.383	47.681	48.909	120.176	38.793	10	15:28:13.034	2:11.583	46.879	48.783	134.187	35.921
9	15:25:43.601	2:12.239	46.266	47.864	128.088	38.109	11	15:30:24.518	2:11.484	46.780	48.563	133.748	36.141
10	15:27:52.807	2:09.206	46.038	47.618	133.094	35.550	12	15:32:35.651	2:11.133	46.695	48.421	133.529	36.017
11	15:30:03.817	2:11.010	46.733	48.840	133.748	35.437	13	15:34:47.515	2:11.864	46.911	48.504	132.447	36.449
12	15:32:12.231	2:08.414	45.671	47.574	132.662	35.169	14	15:36:58.863	2:11.348	47.240	48.670	133.967	35.438
13	15:34:22.028	2:09.797	45.953	48.783	130.962	35.061	(97) Kevin Leigh						
14	15:36:31.402	2:09.374	46.018	48.204	132.019	35.152	1	15:08:39.437	2:20.288	51.837	51.928	123.444	36.523
(9) Danny Steyn													
1	15:08:30.898	2:13.119	48.340	49.127	124.763	35.652	2	15:10:50.477	2:11.040	46.841	48.935	134.408	35.264
2	15:10:40.882	2:09.984	45.678	49.410	126.698	34.896	3	15:13:02.085	2:11.608	47.262	48.986	135.973	35.360
3	15:12:50.354	2:09.472	45.767	48.841	124.384	34.864	4	15:15:13.462	2:11.377	47.213	48.427	139.216	35.737
4	15:14:59.866	2:09.512	45.657	48.829	124.573	35.026	5	15:17:24.270	2:10.808	46.782	48.526	138.508	35.500
5	15:17:10.860	2:10.994	46.732	49.412	126.698	34.850	6	15:19:35.281	2:11.011	47.009	48.755	138.508	35.247
6	15:19:21.932	2:11.072	46.090	49.593	120.531	35.389	7	15:21:48.196	2:12.915	47.010	48.662	137.808	37.243
7	15:21:34.525	2:12.593	45.904	49.196	128.088	37.493	8	15:24:04.207	2:16.011	48.815	48.980	135.522	38.216
8	15:23:47.584	2:13.059	47.788	49.194	124.195	36.077	9	15:26:18.213	2:14.006	48.730	48.816	138.744	36.460
9	15:25:59.275	2:11.691	46.973	49.447	124.006	35.271	10	15:28:32.067	2:13.854	48.130	48.499	136.656	37.225
10	15:28:09.379	2:10.104	46.333	48.844	124.195	34.927	11	15:30:45.089	2:13.022	47.715	48.924	138.744	36.383
11	15:30:19.433	2:10.054	46.373	48.861	124.763	34.820	12	15:32:57.387	2:12.298	46.993	48.609	139.454	36.696
12	15:32:30.132	2:10.699	46.428	49.096	127.290	35.175	13	15:35:08.710	2:11.323	46.545	48.571	138.274	36.207
13	15:34:40.206	2:10.074	46.057	49.113	124.573	34.904	14	15:37:22.013	2:13.303	47.223	49.278	137.808	36.802
14	15:36:50.189	2:09.983	45.933	49.159	124.384	34.891	(171) Steve Rose						
(133) Broderick Bauguess													
1	15:08:30.119	2:11.965	48.209	48.929	127.887	34.827	1	15:08:41.444	2:21.781	53.754	51.562	132.233	36.465
2	15:10:40.786	2:10.667	45.969	49.511	126.111	35.187	2	15:10:55.363	2:13.919	47.479	50.442	131.383	35.998
3	15:12:50.754	2:09.968	46.282	48.922	127.488	34.764	3	15:13:07.739	2:12.376	47.655	48.817	132.662	35.904
4	15:15:00.125	2:09.371	45.913	48.721	128.693	34.737	4	15:15:20.083	2:12.344	46.570	49.501	130.752	36.273
5	15:17:10.611	2:10.486	46.178	49.380	126.111	34.928	5	15:17:32.580	2:12.497	46.559	49.642	129.714	36.296
6	15:19:21.263	2:10.652	46.234	49.346	119.299	35.072	6	15:19:44.864	2:12.284	46.854	49.440	127.887	35.990
7	15:21:34.536	2:13.273	46.198	49.484	127.488	37.591	7	15:21:58.858	2:13.994	46.874	49.267	130.543	37.853
8	15:23:49.052	2:14.516	48.173	49.120	125.337	37.223	8	15:24:16.131	2:17.273	48.778	51.013	129.509	37.482
9	15:25:59.763	2:10.711	46.907	48.926	127.688	34.878	9	15:26:30.875	2:14.744	47.526	50.121	130.127	37.097
10	15:28:09.912	2:10.149	46.118	48.994	128.491	35.037	10	15:28:44.503	2:13.628	47.543	49.739	128.896	36.346
11	15:30:20.914	2:11.002	46.909	48.891	127.290	35.202	11	15:30:58.045	2:13.542	47.185	49.738	128.693	36.619
12	15:32:31.557	2:10.643	46.117	49.296	128.088	35.230	12	15:33:11.353	2:13.308	47.138	49.847	129.100	36.323
13	15:34:42.138	2:10.581	46.118	49.205	127.688	35.258	13	15:35:24.760	2:13.407	47.241	49.692	127.290	36.474
14	15:36:53.228	2:11.090	46.560	49.144	127.488	35.386	14	15:37:38.724	2:13.964	47.730	49.890	130.127	36.344
(5) Peter Norton													
1	15:08:31.862	2:13.677	49.840	48.778	129.509	35.059	(4) Rob Hines						
2	15:10:41.164	2:09.302	45.453	49.054	129.921	34.795	1	15:08:40.863	2:21.824	53.049	51.902	130.752	36.873
3	15:12:53.547	2:12.383	46.296	50.041	119.125	36.046	2	15:10:55.203	2:14.340	47.247	50.185	128.088	36.908
4	15:15:04.698	2:11.151	46.727	48.996	127.488	35.428	3	15:13:07.146	2:11.943	47.216	48.993	128.693	35.734
5	15:17:15.271	2:10.573	46.067	49.143	124.195	35.363	4	15:15:19.721	2:12.575	46.741	49.715	128.289	36.119
6	15:19:26.187	2:10.916	46.282	49.318	127.092	35.316	5	15:17:33.225	2:13.504	46.392	50.914	123.818	36.198
7	15:21:38.169	2:11.982	46.318	49.080	128.896	36.584	6	15:19:45.596	2:12.371	46.940	49.557	128.896	35.874
8	15:23:53.297	2:15.128	47.772	49.540	128.491	37.816	7	15:22:01.250	2:15.654	46.887	49.887	128.693	38.880
9	15:26:05.502	2:12.205	46.321	48.937	128.491	36.947	8	15:24:18.046	2:16.796	48.818	49.817	123.818	38.161
10	15:28:16.437	2:10.935	46.089	48.754	128.693	36.092	9	15:26:33.166	2:15.120	47.918	50.184	128.693	37.018
11	15:30:26.448	2:10.011	46.124	48.172	130.127	35.715	10	15:28:46.494	2:13.328	47.449	49.557	128.088	36.322
12	15:32:36.301	2:09.853	46.081	48.223	131.383	35.549	11	15:30:59.693	2:13.199	46.901	49.959	127.887	36.339
13	15:34:47.727	2:11.426	46.616	48.733	128.896	36.077	12	15:33:12.347	2:12.654	46.938	49.660	128.693	36.056
14	15:36:57.019	2:09.292	45.902	48.262	128.289	35.128	13	15:35:25.605	2:13.258	47.272	49.736	129.509	36.250
(20) Scotty B White													
1	15:08:32.975	2:14.560	50.997	48.571	135.074	34.992	14	15:37:39.625	2:14.020	47.178	50.266	130.543	36.576
2	15:10:42.254	2:09.279	45.825	47.824	135.522	35.630	(22) Max Gee						
(22) Max Gee													
1	15:08:40.471	2:21.561	51.730	52.469	123.818	37.382	1	15:08:40.471	2:21.561	51.730	52.469	123.818	37.382
2	15:10:56.143	2:15.672	47.488	51.587	126.306	36.597	2	15:10:56.143	2:15.672	47.488	51.587	126.306	36.597
3	15:13:09.289	2:13.146	47.305	50.031	127.092	35.810	3	15:13:09.289	2:13.146	47.305	50.031	127.092	35.810
4	15:15:21.543	2:12.254	46.874	49.784	127.290	35.596	4	15:15:21.543	2:12.254	46.874	49.784	127.290	35.596
5	15:17:33.977	2:12.434	46.784	49.917	126.502	35.733	5	15:17:33.977	2:12.434	46.784	49.917	126.502	35.733
6	15:19:46.225	2:12.248	46.925	49.574	129.100	35.749	6	15:19:46.225	2:12.248	46.925	49.574	129.100	35.749

Anna Crissman Chief of Timing & Scoring

Orbits


Steve Pence Race Director

www.mylaps.com

Licensed to: Sports Car Club of America

Printed: 4/14/2019 4:35:43 PM

Page 1/4



VIR Hoosier Racing Tire Super Tour

Virginia International Raceway 3.270 miles

Grp 7 EP,STL,T3 Race 2

4/14/2019 14:15


Race (35:00 or 14 Laps) started at 15:06:17

Lap	Time of Day	Lap Tm	S1 Tm	S2 Tm	SPd	S3 Tm	Lap	Time of Day	Lap Tm	S1 Tm	S2 Tm	SPd	S3 Tm
7	15:22:01.451	2:15.226	46.949	49.958	128.896	38.319	12	15:34:26.947	2:16.415	47.590	51.326	131.594	37.499
8	15:24:19.047	2:17.596	49.215	50.726	123.631	37.655	13	15:36:43.634	2:16.687	48.000	51.568	129.921	37.119
9	15:26:33.864	2:14.817	47.814	49.945	128.088	37.058	(28) Michael Sperber						
10	15:28:49.040	2:15.176	48.239	50.195	125.917	36.742	1	15:08:49.488	2:27.952	54.579	54.981	123.072	38.392
11	15:31:03.460	2:14.420	47.303	50.320	126.111	36.797	2	15:11:08.771	2:19.283	50.023	51.575	125.917	37.685
12	15:33:16.979	2:13.519	47.236	49.994	126.894	36.289	3	15:13:29.752	2:20.981	48.514	54.182	125.145	38.285
13	15:35:30.393	2:13.414	47.026	49.755	126.306	36.633	4	15:15:47.075	2:17.323	49.173	51.314	123.818	36.836
14	15:37:43.379	2:12.986	46.976	49.687	127.488	36.323	5	15:18:05.344	2:18.269	48.374	52.170	125.917	37.725
(65) Miner Wilcox							6	15:20:24.261	2:18.917	49.037	51.160	124.006	38.720
1	15:08:50.436	2:27.121	57.054	52.020	129.921	38.047	7	15:22:45.838	2:21.577	50.431	51.703	125.723	39.443
2	15:11:05.562	2:15.126	48.010	50.074	132.233	37.042	8	15:25:06.441	2:20.603	50.081	51.800	123.444	38.722
3	15:13:20.421	2:14.859	48.290	50.145	133.967	36.424	9	15:27:29.202	2:22.761	50.876	52.897	122.519	38.988
4	15:15:33.559	2:13.138	47.354	50.109	130.543	35.675	10	15:29:49.841	2:20.639	49.726	52.454	123.631	38.459
5	15:17:45.677	2:12.118	46.741	49.474	130.962	35.903	11	15:32:08.016	2:18.175	49.211	51.523	124.195	37.441
6	15:20:00.093	2:14.416	46.966	49.788	129.100	37.662	12	15:34:26.436	2:18.420	48.953	52.198	124.006	37.269
7	15:22:15.860	2:15.767	47.193	49.262	131.172	39.312	13	15:36:44.900	2:18.464	49.135	51.991	123.072	37.338
8	15:24:35.569	2:19.709	49.024	51.416	125.145	39.269	(27) T O Johnson						
9	15:26:55.305	2:19.736	50.531	51.309	127.092	37.896	1	15:08:49.082	2:27.376	55.205	52.917	131.383	39.254
10	15:29:12.279	2:16.974	49.398	50.460	129.921	37.116	2	15:11:07.016	2:17.934	48.478	51.847	131.383	37.609
11	15:31:28.292	2:16.013	47.941	50.503	129.100	37.569	3	15:13:27.755	2:20.739	49.221	54.342	128.896	37.176
12	15:33:41.812	2:13.520	47.539	49.691	131.383	36.290	4	15:15:43.643	2:15.888	47.784	51.044	129.714	37.060
13	15:35:58.630	2:16.818	47.736	52.189	129.304	36.893	5	15:18:00.621	2:16.978	48.013	51.347	128.693	37.618
14	15:38:17.670	2:19.040	49.265	51.585	120.888	38.190	6	15:20:19.565	2:18.944	48.139	51.109	129.304	39.696
(71) Christopher Childs							7	15:22:42.875	2:23.310	51.078	52.453	127.488	39.779
1	15:08:43.155	2:22.983	52.914	52.718	120.353	37.351	8	15:25:06.090	2:23.215	50.841	52.839	127.887	39.535
2	15:11:00.225	2:17.070	47.979	51.638	120.888	37.453	9	15:27:28.978	2:22.888	50.808	53.058	127.290	39.022
3	15:13:17.588	2:17.363	48.419	51.687	118.952	37.257	10	15:29:51.624	2:22.646	49.657	53.027	118.779	39.962
4	15:15:33.864	2:16.276	47.710	51.935	118.779	36.631	11	15:32:10.482	2:18.858	49.410	51.457	129.509	37.991
5	15:17:50.255	2:16.391	47.877	51.773	118.607	36.741	12	15:34:28.943	2:18.461	49.053	51.361	129.509	38.047
6	15:20:09.843	2:19.588	47.909	52.032	118.779	39.647	13	15:36:46.439	2:17.496	49.124	50.871	129.714	37.501
7	15:22:28.703	2:18.860	48.146	52.195	117.414	38.519	(7) Jared Lendrum						
8	15:24:49.020	2:20.317	49.353	52.599	116.410	38.365	1	15:08:49.902	2:28.523	55.455	54.873	123.631	38.195
9	15:27:08.527	2:19.507	49.311	52.510	117.922	37.686	2	15:11:08.304	2:18.402	48.504	52.630	122.519	37.268
10	15:29:27.062	2:18.535	48.560	51.990	119.125	37.985	3	15:13:29.577	2:21.273	48.529	54.606	122.152	38.138
11	15:31:45.424	2:18.362	48.696	52.385	119.125	37.281	4	15:15:46.914	2:17.337	48.097	52.148	121.788	37.092
12	15:34:05.240	2:19.816	48.168	52.010	117.752	39.638	5	15:18:05.288	2:18.374	48.220	52.277	122.152	37.877
13	15:36:23.566	2:18.326	48.810	52.288	117.922	37.228	6	15:20:28.526	2:23.238	50.917	52.346	122.335	39.975
14	15:38:42.328	2:18.762	48.490	52.340	117.752	37.932	7	15:22:52.673	2:24.147	50.280	53.694	120.531	40.173
(81) Steve Eckerich							8	15:25:14.372	2:21.699	49.584	52.618	117.414	39.497
1	15:08:47.369	2:26.733	54.686	53.450	121.788	38.597	9	15:27:35.076	2:20.704	49.698	53.013	121.246	37.993
2	15:11:06.358	2:18.989	49.509	51.582	128.896	37.985	10	15:29:53.770	2:18.694	48.543	52.961	121.788	37.190
3	15:13:25.049	2:18.691	49.310	51.183	128.896	38.198	11	15:32:11.817	2:18.047	48.541	52.083	122.519	37.423
4	15:15:41.261	2:16.212	47.963	51.092	126.894	37.157	12	15:34:29.556	2:17.739	48.379	52.378	122.152	36.982
5	15:17:57.401	2:16.140	47.855	51.227	125.145	37.058	13	15:36:47.285	2:17.729	48.918	51.785	123.258	37.026
6	15:20:16.283	2:18.882	47.839	51.131	125.723	39.912	(195) Ben Bettenhausen						
7	15:22:39.708	2:23.425	50.012	52.428	119.125	40.985	1	15:08:52.264	2:28.890	56.135	54.415	120.709	38.340
8	15:25:01.016	2:21.308	49.438	51.784	118.435	40.086	2	15:11:12.244	2:19.980	49.192	53.033	121.067	37.755
9	15:27:22.312	2:21.296	49.562	51.785	124.006	39.949	3	15:13:34.477	2:22.233	48.603	55.594	121.970	38.036
10	15:29:42.054	2:19.742	48.970	51.745	123.444	39.027	4	15:15:52.770	2:18.293	48.834	52.313	121.607	37.146
11	15:32:00.361	2:18.307	48.596	51.309	125.337	38.402	5	15:18:09.838	2:17.068	48.279	51.984	121.067	36.805
12	15:34:20.422	2:20.061	49.752	51.920	124.954	38.389	6	15:20:30.586	2:20.748	48.737	53.316	120.709	38.695
13	15:36:38.966	2:18.544	49.410	51.227	126.111	37.907	7	15:22:54.925	2:24.339	52.213	53.292	121.067	38.834
(07) Philip Cunningham							8	15:25:15.250	2:20.325	50.182	52.641	119.474	37.502
1	15:08:54.211	2:30.539	57.291	54.695	130.752	38.553	9	15:27:36.291	2:21.041	49.888	52.678	122.152	38.475
2	15:11:12.761	2:18.550	48.782	51.890	130.962	37.878	10	15:29:55.383	2:19.092	49.227	52.421	121.067	37.444
3	15:13:31.125	2:18.364	48.349	52.514	132.233	37.501	11	15:32:14.848	2:19.465	49.132	52.758	120.888	37.575
4	15:15:48.837	2:17.712	48.706	51.974	133.748	37.032	12	15:34:33.856	2:19.008	48.416	52.866	120.531	37.726
5	15:18:06.358	2:17.521	48.556	51.781	132.447	37.184	13	15:36:53.023	2:19.167	49.209	52.818	120.709	37.140
6	15:20:26.836	2:20.478	49.442	51.256	130.752	39.780	(14) Rodney King						
7	15:22:50.388	2:23.552	49.629	52.548	129.304	41.375	1	15:08:50.843	2:29.298	57.111	53.342	116.245	38.845
8	15:25:12.462	2:22.074	50.154	52.328	129.304	39.592	2	15:11:10.601	2:19.758	49.745	52.181	129.100	37.832
9	15:27:34.201	2:21.739	50.659	52.192	129.509	38.888	3	15:13:30.359	2:19.758	49.171	52.309	129.100	38.278
10	15:29:52.954	2:18.753	48.573	52.309	131.172	37.871	4	15:15:48.102	2:17.743	49.159	51.724	129.100	36.860
11	15:32:10.532	2:17.578	48.577	51.157	129.304	37.844							

Anna Crissman Chief of Timing & Scoring
 Steve Pence Race Director
 Orbits

www.mylaps.com

Licensed to: Sports Car Club of America



VIR Hoosier Racing Tire Super Tour

Virginia International Raceway 3.270 miles

Grp 7 EP,STL,T3 Race 2

4/14/2019 14:15


Race (35:00 or 14 Laps) started at 15:06:17

Lap	Time of Day	Lap Tm	S1 Tm	S2 Tm	SPd	S3 Tm	Lap	Time of Day	Lap Tm	S1 Tm	S2 Tm	SPd	S3 Tm
5	15:18:05.870	2:17.768	48.322	51.937	128.693	37.509							
6	15:20:29.144	2:23.274	51.213	52.893	128.693	39.168							
7	15:22:55.771	2:26.627	51.471	53.538	121.788	41.618							
8	15:25:22.150	2:26.379	52.529	53.156	123.818	40.694							
9	15:27:46.769	2:24.619	52.167	53.291	126.698	39.161							
10	15:30:10.754	2:23.985	51.205	53.668	128.088	39.112							
11	15:32:33.694	2:22.940	50.990	52.709	127.488	39.241							
12	15:34:55.333	2:21.639	50.905	52.491	125.145	38.243							
13	15:37:16.797	2:21.464	50.641	52.341	127.092	38.482							
(81) Hugh McHaffie							(16) Marcos Vento						
1	15:08:46.319	2:25.121	53.846	53.405	122.519	37.870	1	15:08:57.637	2:37.662	1:03.674	55.948	121.426	38.040
2	15:11:05.419	2:19.100	48.598	52.361	121.788	38.141	2	15:11:14.270	2:16.633	48.544	51.783	120.176	36.306
3	15:13:29.150	2:23.731	49.973	55.835	123.818	37.923	3	15:13:32.710	2:18.440	47.557	53.383	121.067	37.500
4	15:15:50.324	2:21.174	49.693	52.817	122.335	38.664	4	15:15:50.468	2:17.758	47.928	53.144	121.788	36.686
5	15:18:08.436	2:18.112	48.982	51.860	121.970	37.270	5	15:18:07.086	2:16.618	47.722	52.025	119.824	36.871
6	15:20:30.227	2:21.791	49.202	52.715	122.152	39.874	6	15:20:27.528	2:20.442	49.338	52.297	123.072	38.807
7	15:22:59.851	2:29.624	53.361	55.751	120.353	40.512	7	15:22:51.289	2:23.761	49.411	52.898	120.531	41.452
8	15:25:26.767	2:26.916	52.510	54.813	120.353	39.593	8	15:25:13.254	2:21.965	49.895	53.539	118.952	38.531
9	15:27:50.813	2:24.046	51.254	53.303	120.176	39.489	9	15:27:36.444	2:23.190	50.522	53.856	117.583	38.812
10	15:30:12.908	2:22.095	51.081	52.602	122.887	38.412	(136) Garret Dunn						
11	15:32:35.170	2:22.262	50.696	53.271	124.195	38.295	p1	15:10:35.094	4:16.636	50.090	1:16.581	49.140	
12	15:34:57.815	2:22.645	51.401	52.785	121.067	38.459	2	15:12:56.463	2:21.369		53.475	130.335	36.151
13	15:37:18.063	2:20.248	49.556	52.545	121.607	38.147	3	15:15:07.763	2:11.300		49.634	131.594	35.574
(17) Whitfield Gregg							4	15:17:18.357	2:10.594	45.621	49.247	130.752	35.726
1	15:08:52.568	2:30.254	56.242	55.609	113.186	38.403	5	15:19:28.795	2:10.438	45.771	49.330	130.962	35.337
2	15:11:14.147	2:21.579	49.831	53.157	114.775	38.591	6	15:21:40.937	2:12.142	45.664	48.961	132.447	37.517
3	15:13:37.843	2:23.696	51.351	54.114	112.873	38.231	7	15:23:54.257	2:13.320	47.513	49.180	132.233	36.627
4	15:16:00.463	2:22.620	50.331	54.271	111.945	38.018	8	15:26:06.885	2:12.628	46.951	49.705	131.172	35.972
5	15:18:24.162	2:23.699	50.688	54.517	111.487	38.494	9	15:28:17.723	2:10.838	46.357	48.995	132.662	35.486
6	15:20:49.185	2:25.023	51.064	54.719	112.717	39.240	(54) Don Tucker						
7	15:23:17.710	2:28.525	53.002	54.514	111.792	41.009	1	15:08:43.024	2:22.757	53.825	52.017	119.299	36.915
8	15:25:44.463	2:26.753	52.395	54.452	111.487	39.906	2	15:10:57.503	2:14.479	47.052	50.566	124.195	36.861
9	15:28:09.510	2:25.047	51.566	53.882	111.792	39.609	3	15:13:12.453	2:14.950	48.665	50.224	131.806	36.061
10	15:30:35.279	2:25.769	53.060	53.769	112.407	38.940	4	15:15:24.698	2:12.245	47.020	49.835	132.019	35.390
11	15:32:59.407	2:24.128	50.944	54.426	111.639	38.758	5	15:17:37.823	2:13.125	47.271	49.585	132.662	36.269
12	15:35:22.195	2:22.788	50.454	54.043	111.487	38.291	6	15:19:50.623	2:12.800	47.704	49.222	132.447	35.874
13	15:37:45.881	2:23.686	50.573	54.402	112.099	38.711	7	15:22:07.164	2:16.541	47.720	50.123	131.172	36.698
(05) Sterling Land							8	15:24:27.328	2:20.164	49.600	51.731	128.491	38.833
1	15:08:59.919	2:36.241	56.797	58.599	111.033	40.845	(151) Eric Powell						
2	15:11:26.348	2:26.429	52.422	54.722	112.099	39.285	1	15:08:28.164	2:10.291	47.565	47.718	137.576	35.008
3	15:13:51.709	2:25.361	50.786	55.193	112.099	39.382	2	15:10:36.283	2:08.119	45.396	47.504	137.114	35.219
4	15:16:20.549	2:28.840	51.490	56.138	111.033	41.212	3	15:12:44.651	2:08.368	45.393	47.834	136.427	35.141
5	15:18:48.165	2:27.616	51.990	55.555	111.487	40.071	4	15:14:53.363	2:08.712	45.473	47.971	136.427	35.268
6	15:21:15.030	2:26.865	51.071	56.006	109.544	39.788	5	15:17:01.867	2:08.504	45.437	47.837	135.973	35.230
7	15:23:45.601	2:30.571	53.811	56.331	109.839	40.429	6	15:19:10.779	2:08.912	45.568	48.125	136.427	35.219
8	15:26:14.882	2:29.281	53.889	55.759	110.732	39.633	(61) Heikki Silegren						
9	15:28:44.193	2:29.311	53.753	55.893	111.335	39.665	1	15:08:46.902	2:26.074	54.839	52.870	130.752	38.365
10	15:31:10.692	2:26.499	51.881	54.865	110.882	39.753	2	15:11:03.988	2:17.086	48.551	51.325	130.335	37.210
11	15:33:37.221	2:26.529	51.295	55.629	111.033	39.605	3	15:13:20.631	2:16.643	48.659	51.093	130.752	36.891
12	15:36:03.749	2:26.528	51.154	56.258	110.732	39.116	4	15:15:36.487	2:15.856	48.319	50.751	132.019	36.786
13	15:38:31.123	2:27.374	51.306	56.314	110.582	39.754	5	15:17:53.160	2:16.673	47.963	51.610	129.304	37.110
(134) Joe Stadelmann							6	15:20:11.585	2:18.425	47.928	51.158	130.752	39.339
1	15:09:00.962	2:36.304	58.005	58.064	110.432	40.235	(78) Sally McNulty						
2	15:11:30.639	2:29.677	52.670	56.808	108.095	40.399	1	15:09:00.932	2:35.413	58.060	57.231	115.424	40.122
3	15:13:58.719	2:28.080	51.413	56.972	108.526	39.695	2	15:11:25.750	2:24.818	52.065	53.828	117.922	38.935
4	15:16:26.393	2:27.674	50.755	56.546	109.544	40.373	3	15:13:47.981	2:22.231	50.434	53.559	117.922	38.238
5	15:18:56.078	2:29.685	52.599	57.389	108.238	39.697	4	15:16:07.199	2:19.218	49.045	52.755	119.125	37.418
6	15:21:31.267	2:35.189	54.926	57.930	106.406	42.333	5	15:18:28.755	2:21.556	49.912	54.487	115.915	37.157
7	15:24:09.690	2:38.423	56.493	59.741	107.244	42.189	6	15:20:46.103	2:17.348	47.794	51.976	115.751	37.578
8	15:26:41.753	2:32.063	53.491	57.631	108.526	40.941	(37) Amy Mills						
9	15:29:11.830	2:30.077	52.701	56.807	108.670	40.569	1	15:08:41.902	2:21.894	53.831	51.857	125.337	36.206
10	15:31:41.831	2:30.001	52.381	57.102	108.238	40.518	2	15:10:56.575	2:14.673	47.300	51.063	124.763	36.310
11	15:34:10.200	2:28.369	51.470	56.849	108.526	40.050	3	15:13:09.785	2:13.210	47.554	49.638	126.306	36.018
12	15:36:38.379	2:28.179	52.174	56.571	109.691	39.434	4	15:15:23.693	2:13.908	47.183	50.291	124.384	36.434
(33) Greg Amy							5	15:17:38.386	2:14.693	47.748	50.403	123.611	36.542
1	15:08:40.618	2:21.335	52.295	51.903	132.878	37.137	(37) Greg Amy						
2	15:10:53.522	2:12.904	46.694	50.002	129.921	36.208	1	15:08:40.618	2:21.335	52.295	51.903	132.878	37.137
3	15:13:31.838	2:38.316	1:10.080	51.407	132.233	36.829	2	15:10:53.522	2:12.904	46.694	50.002	129.921	36.208

Anna Crissman Chief of Timing & Scoring Steve Pence Race Director Orbits

www.mylaps.com

Licensed to: Sports Car Club of America



VIR Hoosier Racing Tire Super Tour

Virginia International Raceway 3.270 miles

Grp 7 EP,STL,T3 Race 2

4/14/2019 14:15

Race (35:00 or 14 Laps) started at 15:06:17

Lap	Time of Day	Lap Tm	S1 Tm	S2 Tm	SPd	S3 Tm	Lap	Time of Day	Lap Tm	S1 Tm	S2 Tm	SPd	S3 Tm
4	15:15:49.053	2:17.215	48.254	51.899	133.094	37.062							
5	15:18:03.377	2:14.324	47.512	50.558	130.127	36.254							
(35) Christopher Deen													
1	15:08:55.753	2:33.201	57.342	55.906	116.080	39.953							
2	15:11:19.696	2:23.943	50.323	54.948	116.910	38.672							
3	15:13:41.994	2:22.298	50.001	53.304	116.910	38.993							
4	15:16:02.539	2:20.545	49.708	52.732	116.910	38.105							
5	15:18:23.449	2:20.910	50.026	52.935	116.410	37.949							
(147) Anthony Parker													
1	15:09:00.148	2:35.723	58.092	57.254	110.283	40.377							
2	15:11:28.664	2:28.516	52.744	55.836	111.184	39.936							
3	15:13:57.686	2:29.022	51.459	56.331	108.960	41.232							
4	15:16:25.808	2:28.122	51.211	56.636	109.105	40.275							
5	15:18:55.212	2:29.404	52.689	56.625	108.815	40.090							
(100) Paul Perez													
1	15:08:56.977	2:31.603	57.646	55.225	123.258	38.732							
2	15:11:20.786	2:23.809	50.809	54.601	124.573	38.399							
3	15:13:43.840	2:23.054	50.511	53.059	123.444	39.484							
4	15:16:06.195	2:22.355	50.516	52.985	122.703	38.854							
(57) Chuck Hines													
1	15:08:47.975	2:24.183	53.572	53.355	127.290	37.256							
2	15:11:06.784	2:18.809	49.159	51.795	128.088	37.855							
3	15:13:48.108	2:41.324	48.592	50.797	127.092	1:01.935							
4	15:16:19.599	2:31.491	54.468	55.067	118.092	41.956							
(24) Rick Kavitski													
1	15:08:38.731	2:19.939	51.200	52.593	128.693	36.146							
2	15:10:57.937	2:19.206	46.180	52.496	117.583	40.530							
(6) Omer Norton													
1	15:08:47.331	2:24.808	54.538	52.369	130.543	37.901							
2	15:11:05.343	2:18.012	48.990	51.235	130.127	37.787							
(91) David McPherson													
1	15:08:59.455	2:35.394	57.602	56.625	116.080	41.167							
2	15:11:25.408	2:25.953	52.289	53.922	117.583	39.742							
(48) Alan Cross													
1	15:08:36.406	2:17.799	51.243	50.470	123.258	36.086							
2	15:10:49.274	2:12.868	47.183	49.822	122.887	35.863							
3	15:13:01.515	2:12.241	46.980	49.710	123.258	35.551							
4	15:15:14.479	2:12.964	46.743	49.961	124.384	36.260							
5	15:17:27.032	2:12.553	46.855	49.769	124.195	35.929							
6	15:19:39.466	2:12.434	46.957	49.879	124.384	35.598							
7	15:21:53.115	2:13.649	47.143	50.357	123.631	36.149							
8	15:24:08.374	2:15.259	49.384	49.941	123.818	35.934							
9	15:26:21.919	2:13.545	48.051	49.664	124.006	35.830							
10	15:28:34.850	2:12.931	47.336	49.737	124.384	35.858							
11	15:30:46.681	2:11.831	46.925	49.492	124.954	35.414							
12	15:32:58.666	2:11.985	46.711	49.749	125.530	35.525							
13	15:35:11.146	2:12.480	46.921	49.774	124.573	35.785							
14	15:37:28.166	2:17.020	47.864	51.630	116.080	37.526							
(85) Dan Rolfe													
1	15:08:44.947	2:24.242	53.615	52.597	129.304	38.030							

Anna Crissman Chief of Timing & Scoring Orbits
Steve Pence Race Director

www.mylaps.com

Licensed to: Sports Car Club of America