

VIR Hoosier Racing Tire Super Tour

Virginia International Raceway 3.270 miles


Grp 7 EP,STL,T3 Qual 1

4/12/2019 16:25

Qualifying (20:00 Time) started at 8:58:50

Table with columns: Lap, Time of Day, Lap Tm, S1 Tm, S2 Tm, SPd, S3 Tm. Contains data for drivers: (9) Danny Steyn, (189) Tomas Ballester, (151) Eric Powell, (77) Matt Reynolds, (133) Broderick Bauguess, (70) Darin Treakle, (22) Max Gee, (5) Peter Norton, (97) Kevin Leigh, (20) Scotty B White, (33) Greg Amy, (95) John Hainsworth, (48) Alan Cross, (4) Rob Hines, (37) Amy Mills.

Anna Crissman Chief of Timing & Scoring Steve Pence Race Director Orbits



VIR Hoosier Racing Tire Super Tour

Virginia International Raceway 3.270 miles

Grp 7 EP,STL,T3 Qual 1

4/12/2019 16:25


Qualifying (20:00 Time) started at 8:58:50

Table with columns: Lap, Time of Day, Lap Tm, S1 Tm, S2 Tm, SPd, S3 Tm. Contains driver data for Steve Rose, Rick Kavitski, Don Tucker, Todd Buras, Garret Dunn, Steve Eckerich, Cole Ciraulo, Christopher Childs, Sally Mcnulty, James Rogerson, Antonio Suppa, Heikki Silegren, Dan Rolfe, and Jared Lendrum.

Anna Crissman Chief of Timing & Scoring Steve Pence Race Director Orbits

www.mylaps.com

Licensed to: Sports Car Club of America



VIR Hoosier Racing Tire Super Tour


Virginia International Raceway 3.270 miles

Grp 7 EP,STL,T3 Qual 1

4/12/2019 16:25

Qualifying (20:00 Time) started at 8:58:50

Lap	Time of Day	Lap Tm	S1 Tm	S2 Tm	SPd	S3 Tm	Lap	Time of Day	Lap Tm	S1 Tm	S2 Tm	SPd	S3 Tm
(16) Marcos Vento													
1	9:01:53.454	2:47.720	1:01.903	1:02.677	92.027	43.140	4	9:11:04.473	2:28.855	51.551	57.209	107.104	40.095
2	9:04:22.957	2:29.503	55.578	55.479	122.887	38.446	5	9:13:31.436	2:26.963	51.403	56.165	108.382	39.395
3	9:06:50.296	2:27.339	53.953	54.050	121.607	39.336	6	9:15:56.146	2:24.710	50.382	55.007	108.670	39.321
4	9:09:21.838	2:31.542	51.215	55.571	120.531	44.756	7	9:18:21.235	2:25.089	50.492	54.803	109.987	39.794
5	9:11:42.515	2:20.677	50.590	52.396	120.000	37.691							
6	9:14:04.344	2:21.829	48.892	53.488	121.426	39.449							
7	9:16:36.572	2:32.228	51.753	57.965	91.205	42.510							
8	9:18:55.977	2:19.405	49.148	51.924	118.607	38.333							
(81) Hugh McHaffie													
1	9:02:32.108	2:51.489	1:08.056	59.365	116.080	44.068							
2	9:05:02.986	2:30.878	54.766	55.589	114.937	40.523							
3	9:07:28.668	2:25.682	52.077	54.349	120.353	39.256							
4	9:09:58.463	2:29.795	51.913	55.270	122.152	42.612							
5	9:12:22.332	2:23.869	50.766	53.397	118.952	39.706							
6	9:14:44.056	2:21.724	49.740	52.798	119.474	39.186							
7	9:17:04.634	2:20.578	49.325	52.860	118.952	38.393							
8	9:19:24.501	2:19.867	49.337	52.391	119.824	38.139							
(28) Michael Sperber													
1	9:03:09.659	2:55.051	1:07.515	1:03.704	114.775	43.832							
2	9:05:47.268	2:37.609	59.790	56.860	120.888	40.959							
3	9:08:16.676	2:29.408	53.419	56.096	120.709	39.893							
4	9:10:43.713	2:27.037	52.431	54.904	120.888	39.702							
5	9:13:07.504	2:23.791	50.904	53.685	121.426	39.202							
6	9:15:27.778	2:20.274	50.002	52.082	124.006	38.190							
7	9:17:48.474	2:20.696	49.753	53.083	123.818	37.860							
(14) Rodney King													
1	9:03:05.742	3:03.304	1:13.747	1:05.201	106.824	44.356							
2	9:05:40.597	2:34.855	57.498	56.806	122.519	40.551							
3	9:08:10.864	2:30.267	53.927	54.703	111.639	41.637							
4	9:10:39.597	2:28.733	53.211	55.228	123.631	40.294							
5	9:13:04.650	2:25.053	52.089	52.813	120.176	40.151							
6	9:15:27.492	2:22.842	50.709	53.134	127.290	38.999							
7	9:17:47.840	2:20.348	49.776	52.236	126.306	38.336							
8	9:20:08.757	2:20.917	49.603	52.770	115.099	38.544							
(67) T O Johnson													
1	9:02:08.841	2:48.234	1:04.803	59.285	96.368	44.146							
2	9:04:36.826	2:27.985	54.484	54.182	125.723	39.319							
3	9:07:02.535	2:25.709	52.575	54.238	126.502	38.896							
4	9:09:23.000	2:20.465	49.968	52.302	127.887	38.195							
5	9:11:45.093	2:22.093	51.157	52.100	129.509	38.836							
(35) Christopher Dean													
1	9:02:39.490	2:48.517	1:03.690	1:02.440	112.407	42.387							
2	9:05:05.319	2:25.829	52.692	53.598	114.614	39.539							
3	9:07:31.766	2:26.447	53.424	53.762	114.775	39.261							
4	9:09:54.474	2:22.708	49.831	53.271	114.614	39.606							
5	9:12:16.142	2:21.668	49.828	52.996	114.614	38.844							
6	9:14:40.020	2:23.878	50.152	54.103	110.582	39.623							
(17) Whitfield Gregg													
1	9:02:24.072	2:47.883	1:01.260	1:00.429	108.382	46.194							
2	9:04:53.480	2:29.408	53.827	55.102	110.283	40.479							
3	9:07:23.744	2:30.264	54.487	55.829	110.135	39.948							
4	9:09:49.577	2:25.833	52.144	54.111	109.839	39.578							
5	9:12:14.447	2:24.870	51.309	54.144	110.135	39.417							
6	9:14:38.555	2:24.108	50.487	54.508	110.283	39.113							
7	9:17:01.459	2:22.904	50.297	53.918	111.639	38.689							
8	9:19:23.978	2:22.519	49.820	53.839	110.582	38.860							
(192) Jesse Singer													
1	9:03:16.482	2:57.863	1:07.703	1:03.451	101.014	46.709							
2	9:06:01.932	2:45.540	1:01.245	1:00.919	108.960	43.286							
3	9:08:35.618	2:33.686	53.798	59.272	107.104	40.616							
(05) Sterling Land													
1	9:02:49.400	3:05.894	1:09.797	1:09.663	92.027	46.434							
2	9:05:33.431	2:44.031	57.571	1:02.779	103.052	43.681							
3	9:08:09.443	2:36.012	54.239	59.390	109.544	42.383							
4	9:10:43.903	2:34.460	54.050	58.664	110.135	41.746							
5	9:13:15.628	2:31.725	53.095	57.484	111.639	41.146							
6	9:15:43.948	2:28.320	51.958	56.345	109.839	40.017							
7	9:18:09.075	2:25.127	50.503	54.696	110.732	39.928							
8	9:20:38.013	2:28.938	51.373	56.785	111.033	40.780							
(110) Greg Abel													
1	9:02:16.452	2:47.021	1:03.743	1:00.094	103.443	43.184							
2	9:04:52.900	2:36.448	55.203	57.784	102.922	43.461							
3	9:07:26.324	2:33.424	55.748	57.080	106.545	40.596							
4	9:09:58.841	2:32.517	53.023	57.465	108.095	42.029							
5	9:12:27.368	2:28.527	52.303	56.153	106.545	40.071							
6	9:14:55.533	2:28.165	51.971	55.749	106.684	40.445							
7	9:17:22.516	2:26.983	51.772	55.699	108.526	39.512							
8	9:19:47.649	2:25.133	50.870	55.002	109.691	39.261							
(195) Ben Bettenhausen													
1	9:03:33.019	3:03.134		1:06.767	96.254	47.910							
2	9:06:18.096	2:45.077	59.126	1:02.073	115.587	43.878							
3	9:08:53.825	2:35.729	57.034	57.619	116.410	41.076							
4	9:11:23.369	2:29.544	54.787	54.878	116.410	39.879							
5	9:13:55.298	2:31.929	53.699	56.772	112.717	41.458							
6	9:16:24.718	2:29.420	51.896	57.557	118.435	39.967							
7	9:18:50.016	2:25.298	51.779	54.825	119.125	38.694							
(11) William Keeling													
1	9:02:18.075	2:47.367	1:03.090	1:00.582	104.235	43.695							
2	9:04:53.242	2:35.167	54.774	57.801	108.526	42.592							
3	9:07:27.369	2:34.127	55.687	58.011	108.670	40.429							
4	9:10:00.827	2:33.458	53.861	57.537	108.382	42.060							
5	9:12:27.867	2:27.040	51.867	55.305	109.839	39.868							
6	9:14:55.288	2:27.421	51.855	55.790	109.691	39.776							
7	9:17:21.479	2:26.191	51.010	55.614	108.526	39.567							
8	9:19:46.780	2:25.301	51.111	55.119	109.251	39.071							
(07) Philip Cunningham													
1	9:03:31.258	2:53.994		1:01.404	97.286	45.910							
2	9:06:08.120	2:36.862	56.200	58.201	113.975	42.461							
3	9:08:43.896	2:30.176	54.195	57.886	122.152	42.376							
4	9:11:36.405	2:26.509	51.866	54.289	120.353	40.354							
5	9:14:02.671	2:26.266	50.836	54.572	128.693	40.858							
6	9:16:30.117	2:27.446	50.772	53.368	121.426	43.306							
(91) David McPherson													
1	9:03:05.255	3:27.229	1:36.414	1:04.064	102.922	46.751							
2	9:05:43.513	2:38.258	57.357	57.931	113.816	42.970							
3	9:08:15.639	2:32.126	54.195	56.200	115.424	41.731							
4	9:10:45.710	2:30.071	52.899	55.370	116.080	41.802							
5	9:13:14.979	2:29.269	52.615	55.611	116.743	41.043							
6	9:15:41.298	2:26.319	51.849	54.277	116.410	40.193							
7	9:18:08.000	2:26.702	52.024	54.137	115.915								



VIR Hoosier Racing Tire Super Tour

Virginia International Raceway 3.270 miles

Group 7 EP,STL,T3
Grp 7 EP,STL,T3 Qual 1

4/12/2019 16:25

Qualifying (20:00 Time) started at 8:58:50

Lap	Time of Day	Lap Tm	S1 Tm	S2 Tm	SPd	S3 Tm	Lap	Time of Day	Lap Tm	S1 Tm	S2 Tm	SPd	S3 Tm
(147) Anthony Parker													
1	9:02:50.072	2:59.646	1:09.083	1:04.863	97.518	45.700							
2	9:05:34.334	2:44.262	59.506	1:00.987	101.895	43.769							
3	9:08:12.376	2:38.042	55.459	59.107	95.023	43.476							
4	9:10:49.378	2:37.002	54.341	1:00.718	108.526	41.943							
5	9:13:21.897	2:32.519	53.871	57.994	109.251	40.654							
6	9:15:51.095	2:29.198	51.756	57.044	107.952	40.398							
7	9:18:21.424	2:30.329	52.452	57.118	108.526	40.759							
(134) Joe Stadelmann													
1	9:02:50.776	3:03.798	1:07.846	1:10.435	94.803	45.517							
2	9:05:33.097	2:42.321	57.701	1:00.982	106.130	43.638							
3	9:08:11.414	2:38.317	56.239	59.212	106.684	42.866							
4	9:10:46.459	2:35.045	54.558	58.273	108.526	42.214							
5	9:13:18.282	2:31.823	52.891	57.596	108.238	41.336							
6	9:15:50.495	2:32.213	52.881	57.684	106.268	41.648							
7	9:18:20.735	2:30.240	52.476	56.907	107.244	40.857							
(199) Carlos Serrano													
1	9:03:17.235	2:56.791	1:06.932	1:03.203	102.022	46.656							
2	9:06:01.493	2:44.258	1:00.095	1:00.392	109.691	43.771							
3	9:08:41.501	2:40.008	57.040	59.375	107.668	43.593							
4	9:11:19.906	2:38.405	55.116	58.461	107.104	44.828							
5	9:13:58.491	2:38.585	56.161	59.224	108.815	43.200							
6	9:16:43.335	2:44.844	1:02.238	59.486	108.382	43.120							
7	9:19:19.665	2:36.330	53.965	1:00.261	107.668	42.104							
(65) Miner Wilcox													
1	9:03:05.127	2:58.557	1:11.407	1:04.361	109.544	42.789							

Anna Crissman Chief of Timing & Scoring

Orbits

Steve Pence Race Director

www.mylaps.com

Licensed to: Sports Car Club of America