

Hallett Hoosier Racing Tire Super Tour

Group 6 EP,FP,HP,GTL,B-Spec

Hallett 1.800 miles

Grp 6 EP,FP,HP,GTL,B-Spec Race 1

4/7/2018 17:15

Race (25:00 Time) started at 17:22:21

Lap	me of Day	Lap Tm	S1 Tm	SPd	S2 Tm	S3 Tm	Lap	me of Day	Lap Tm	S1 Tm	SPd	S2 Tm	S3 Tm
<b>(71) Matt Reynolds</b>							7	:26.564	1:24.729	14.368	<b>107.051</b>	38.528	31.833
1	:47.842	1:26.200	15.896	102.455	38.473	31.831	8	:51.381	1:24.817	14.589	106.454	38.494	31.734
2	:51.318	1:23.476	14.363	104.132	37.264	31.849	9	:15.470	<b>1:24.089</b>	14.290	103.754	38.280	31.519
3	:35.147	1:23.829	14.680	105.087	37.558	31.591	10	:39.663	1:24.193	14.586	105.669	38.119	<b>31.488</b>
4	:59.598	1:24.451	15.049	103.943	37.515	31.887	11	:04.194	1:24.531	14.538	104.703	<b>37.879</b>	32.114
5	:23.804	1:24.206	14.496	106.257	37.776	31.934	12	:29.456	1:25.262	14.851	103.754	38.182	32.229
6	:47.919	1:24.115	14.554	105.087	37.762	31.799	13	:54.196	1:24.740	14.574	104.895	38.089	32.077
7	:11.137	1:23.218	14.144	107.453	37.215	31.859	14	:18.709	1:24.513	<b>14.217</b>	105.864	38.197	32.099
8	:34.859	1:23.722	14.265	106.653	37.636	31.821	15	:45.537	1:26.828	14.363	105.280	39.323	33.142
9	:57.609	1:22.750	14.125	<b>108.061</b>	37.363	31.262	16	:12.408	1:26.871	14.614	102.823	39.903	32.354
10	:20.235	1:22.626	14.427	106.257	37.100	31.099	17	:39.197	1:26.789	14.603	102.090	39.676	32.510
11	:42.099	<b>1:21.864</b>	14.085	107.051	<b>36.724</b>	31.055	18	:06.880	1:27.683	15.020	98.069	39.883	32.980
12	:04.246	1:22.147	14.182	107.453	36.941	<b>31.024</b>	<b>(137) Sam Henry</b>						
13	:28.270	1:24.024	<b>13.993</b>	107.655	36.954	33.077	1	:50.101	1:28.085	16.237	99.087	39.253	32.595
14	:51.992	1:23.722	14.528	106.060	37.581	31.613	2	:15.462	1:25.361	14.653	102.272	38.332	32.376
15	:15.479	1:23.487	14.049	107.858	37.980	31.458	3	:41.074	1:25.612	14.833	101.367	38.396	32.383
16	:40.299	1:24.820	14.073	107.655	38.784	31.963	4	:06.601	1:25.527	14.791	102.272	38.233	32.503
17	:04.506	1:24.207	14.093	107.453	38.293	31.821	5	:32.268	1:25.667	14.825	102.090	38.395	32.447
18	:29.900	1:25.394	14.471	103.754	38.581	32.342	6	:58.888	1:26.620	14.756	102.272	38.815	33.049
<b>(34) Jesse Prather</b>							7	:25.963	1:27.075	14.800	102.639	39.597	32.678
1	:48.775	1:27.002	15.388	104.321	39.180	32.434	8	:51.898	1:25.935	14.760	101.727	38.463	32.712
2	:13.611	1:24.836	14.484	106.851	38.125	32.227	9	:18.486	1:26.588	15.273	101.547	38.593	32.722
3	:39.674	1:26.063	14.728	104.703	38.818	32.517	10	:45.253	1:26.767	14.740	102.272	38.379	33.648
4	:05.457	1:25.783	15.828	97.734	38.012	31.943	11	:10.792	1:25.539	14.745	102.090	38.271	32.523
5	:29.784	1:24.327	14.459	106.060	37.909	31.959	12	:36.290	1:25.498	14.713	<b>103.380</b>	37.925	32.860
6	:54.270	1:24.486	14.671	105.669	37.926	31.889	13	:01.397	1:25.107	14.826	101.367	38.211	32.070
7	:18.144	1:23.874	14.234	107.655	<b>37.495</b>	32.145	14	:25.765	<b>1:24.368</b>	14.658	102.272	37.871	<b>31.839</b>
8	:43.617	1:25.473	14.322	108.265	38.877	32.274	15	:50.755	1:24.990	<b>14.435</b>	103.194	<b>37.523</b>	33.032
9	:07.937	1:24.320	14.187	108.265	38.047	32.086	16	:17.334	1:26.579	15.005	101.547	39.115	32.459
10	:32.335	1:24.398	14.487	105.864	37.950	31.961	17	:43.799	1:26.465	14.961	100.654	38.720	32.784
11	:56.949	1:24.614	14.551	104.321	38.000	32.063	18	:10.376	1:26.577	14.764	101.727	38.970	32.843
12	:20.768	1:23.819	14.432	105.280	37.730	<b>31.657</b>	<b>(98) Roy Lopshire</b>						
13	:44.386	<b>1:23.618</b>	14.261	107.453	37.575	31.782	1	:56.025	1:33.213	17.069	92.824	41.883	34.281
14	:08.272	1:23.886	<b>14.092</b>	108.265	38.109	31.685	2	:24.801	1:28.776	15.307	99.087	39.647	33.822
15	:32.545	1:24.273	14.525	106.454	37.923	31.825	3	:53.332	1:28.531	15.391	97.902	39.521	33.619
16	:57.909	1:25.364	14.129	<b>109.090</b>	38.661	32.574	4	:22.884	1:29.552	15.470	94.509	40.053	34.029
17	:22.763	1:24.854	14.532	106.454	38.146	32.176	5	:52.927	1:30.043	15.776	96.418	40.366	33.901
18	:47.436	1:24.673	14.394	107.252	37.654	32.625	6	:22.544	1:29.620	15.730	95.613	39.791	34.099
<b>(7) Eric Prill</b>							7	:52.044	1:29.497	15.968	95.295	39.742	33.787
1	:50.297	1:28.703	16.708	95.454	39.566	32.429	8	:20.468	1:28.424	15.452	97.568	39.393	33.579
2	:15.658	1:25.361	14.697	<b>102.639</b>	38.393	32.271	9	:48.846	1:28.378	<b>15.193</b>	<b>99.604</b>	<b>39.290</b>	33.895
3	:40.041	1:24.383	14.706	102.090	37.447	32.230	10	:17.046	1:28.200	15.260	97.072	39.526	33.414
4	:04.524	1:24.483	14.999	99.259	37.677	31.807	11	:45.717	1:28.671	15.330	97.237	39.812	33.529
5	:28.429	1:23.905	14.696	101.188	37.474	31.735	12	:13.710	<b>1:27.993</b>	15.302	97.734	39.307	33.384
6	:52.656	1:24.227	14.868	100.302	37.466	31.893	13	:41.876	1:28.166	15.441	98.237	39.437	33.288
7	:16.318	1:23.662	14.654	101.010	37.520	31.488	14	:10.881	1:29.005	15.356	97.072	39.987	33.662
8	:41.053	1:24.735	14.569	101.010	38.115	32.051	15	:42.214	1:31.333	15.640	96.581	41.876	33.817
9	:05.626	1:24.573	14.628	101.188	38.010	31.935	16	:12.835	1:30.621	15.297	98.237	41.362	33.962
10	:30.505	1:24.879	14.684	101.188	37.776	32.419	17	:41.455	1:28.620	15.477	95.137	39.942	<b>33.201</b>
11	:56.073	1:25.568	15.204	99.431	38.241	32.123	<b>(32) Neal Frank</b>						
12	:19.891	1:23.818	14.531	101.547	37.647	31.640	1	:57.920	1:34.806	17.058	93.126	42.902	34.846
13	:43.082	<b>1:23.191</b>	14.546	101.367	<b>37.186</b>	<b>31.459</b>	2	:28.503	1:30.583	15.529	97.734	40.602	34.452
14	:07.828	1:24.746	14.545	101.010	38.197	32.004	3	:59.083	1:30.580	15.665	96.744	40.515	34.400
15	:33.044	1:25.216	14.578	100.832	38.397	32.241	4	:30.454	1:30.957	16.013	95.295	40.561	34.383
16	:59.737	1:26.693	<b>14.447</b>	102.272	38.495	33.751	5	:00.454	1:30.414	15.801	96.744	40.331	34.282
17	:27.084	1:27.347	15.138	101.727	39.081	33.128	6	:30.987	1:30.533	15.726	97.402	40.565	34.242
18	:51.464	1:24.380	14.642	101.367	37.892	31.846	7	:01.023	1:30.036	15.612	97.072	40.359	34.065
<b>(13) Rick Kosdrosky</b>							8	:31.044	1:30.021	15.552	96.418	40.565	33.904
1	:52.706	1:30.518	16.634	94.353	40.729	33.155	9	:00.452	1:29.408	15.373	97.568	39.943	34.092
2	:19.211	1:26.505	14.762	103.008	39.015	32.728	10	:29.989	1:29.537	15.352	97.902	40.217	33.968
3	:45.350	1:26.139	14.728	105.669	38.757	32.654	11	:59.302	1:29.313	15.481	98.237	39.815	34.017
4	:11.098	1:25.748	14.752	105.087	38.853	32.143	12	:28.242	1:28.940	15.215	98.237	39.935	<b>33.790</b>
5	:36.736	1:25.638	14.643	106.257	38.789	32.206	13	:57.762	1:29.520	15.602	98.746	40.020	33.898
6	:01.835	1:25.099	14.367	105.669	38.555	32.177	14	:27.975	1:30.213	<b>15.120</b>	98.576	40.459	34.634
							15	:57.996	1:30.021	15.263	98.916	40.083	34.675

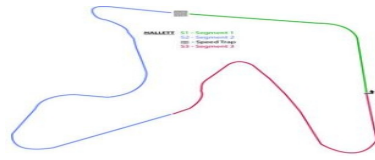
Chief of Timing & Scoring

Orbits

Race Director

www.mylaps.com

ponsored to: Sports Car Club of America



Hallett Hoosier Racing Tire Super Tour

Group 6 EP,FP,HP,GTL,B-Spec

Hallett 1.800 miles

Grp 6 EP,FP,HP,GTL,B-Spec Race 1

4/7/2018 17:15

Race (25:00 Time) started at 17:22:21

Lap	Time of Day	Lap Tm	S1 Tm	SPd	S2 Tm	S3 Tm	Lap	Time of Day	Lap Tm	S1 Tm	SPd	S2 Tm	S3 Tm
16	1:27.850	1:29.854	15.589	98.069	40.096	34.169	8	1:57.291	1:33.170	15.962	92.524	41.834	35.374
17	1:56.516	1:28.666	15.155	99.087	39.474	34.037	9	1:29.826	1:32.535	16.030	93.582	41.360	35.145
<b>(86) Randy Wagner</b>							10	1:02.786	1:32.960	15.976	93.126	41.616	35.368
1	1:59.115	1:35.861	17.313	91.636	43.812	34.736	11	1:36.114	1:33.328	16.429	90.621	41.819	35.080
2	1:29.994	1:30.879	15.884	95.773	40.771	34.224	12	1:08.861	1:32.547	15.925	94.509	41.331	35.291
3	1:00.226	1:30.232	15.664	97.237	40.906	33.662	13	1:40.885	1:32.224	15.984	92.375	41.131	35.109
4	1:30.807	1:30.581	15.845	96.418	40.664	34.072	14	1:11.953	1:31.068	15.905	92.375	40.705	34.458
5	1:01.074	1:30.267	15.725	98.237	40.404	34.138	15	1:45.205	1:33.252	15.887	94.353	42.299	35.066
6	1:31.353	1:30.279	15.792	96.581	40.171	34.316	16	1:17.194	1:31.989	15.736	94.198	41.225	35.028
7	1:01.303	1:29.950	15.535	97.568	40.332	34.083	17	1:49.602	1:32.408	15.744	94.979	40.518	36.146
8	1:31.625	1:30.322	15.735	97.072	40.443	34.144	<b>(43) John Phillips</b>						
9	1:00.947	1:29.322	15.479	96.418	39.993	33.850	1	1:01.393	1:37.609	17.814	83.854	43.886	35.909
10	1:30.350	1:29.403	15.470	98.237	39.930	34.003	2	1:34.715	1:33.322	16.065	88.794	41.725	35.532
11	1:00.022	1:29.672	15.465	99.087	39.715	34.492	3	1:09.017	1:34.302	16.466	86.645	41.913	35.923
12	1:28.922	1:28.900	15.344	98.406	39.522	34.034	4	1:45.021	1:36.004	16.408	87.707	43.574	36.022
13	1:58.101	1:29.179	15.454	99.087	39.783	33.942	5	1:19.033	1:34.012	16.284	88.932	42.088	35.640
14	1:28.345	1:30.244	15.119	100.127	41.094	34.031	6	1:52.529	1:33.496	16.384	87.707	41.540	35.572
15	1:59.607	1:31.262	15.369	98.237	41.485	34.408	7	1:25.761	1:33.232	16.211	88.247	41.630	35.391
16	1:28.484	1:28.877	15.135	97.902	40.099	33.643	8	1:58.608	1:32.847	16.003	89.071	41.342	35.502
17	1:57.186	1:28.702	15.121	98.916	39.666	33.915	9	1:31.667	1:33.059	16.060	89.209	41.395	35.604
<b>(25) Mark Weber</b>							10	1:05.421	1:33.754	16.380	88.794	41.759	35.615
1	1:58.764	1:35.918	17.403	88.657	43.819	34.696	11	1:38.217	1:32.796	16.093	88.794	41.472	35.231
2	1:29.521	1:30.757	15.704	95.773	40.836	34.217	12	1:11.695	1:33.378	16.137	89.071	41.527	35.714
3	1:59.865	1:30.344	15.715	96.095	40.842	33.787	13	1:45.377	1:33.782	16.294	87.305	41.891	35.597
4	1:30.324	1:30.459	15.871	95.934	40.604	33.984	14	1:18.670	1:33.293	16.225	87.841	41.488	35.580
5	1:01.737	1:31.413	16.046	95.773	41.311	34.056	15	1:53.731	1:35.061	16.193	87.305	42.484	36.384
6	1:31.997	1:30.260	15.445	95.773	41.230	33.585	16	1:27.065	1:33.334	16.354	87.305	41.427	35.553
7	1:02.077	1:30.080	15.488	97.902	40.355	34.237	17	1:00.309	1:33.244	16.168	87.841	41.618	35.458
8	1:32.073	1:29.966	15.839	97.072	40.362	33.795	<b>(91) Kent Carter</b>						
9	1:01.569	1:29.496	15.676	91.930	40.505	33.315	1	1:01.994	1:37.764	17.809	84.100	44.064	35.891
10	1:31.031	1:29.462	15.345	98.406	40.635	33.482	2	1:35.873	1:33.879	16.394	87.841	41.677	35.808
11	1:00.549	1:29.518	15.416	97.734	40.401	33.701	3	1:11.175	1:35.302	17.567	84.224	41.762	35.973
12	1:29.578	1:29.029	15.097	96.418	40.562	33.370	4	1:45.390	1:34.215	16.324	88.247	41.880	36.011
13	1:58.676	1:29.098	15.398	98.069	40.018	33.682	5	1:19.677	1:34.287	16.564	88.247	41.980	35.743
14	1:28.845	1:30.169	15.268	98.916	40.972	33.929	6	1:53.241	1:33.564	16.369	88.383	41.681	35.514
15	1:00.269	1:31.424	15.406	94.043	41.332	34.686	7	1:26.408	1:33.167	16.363	88.247	41.429	35.375
16	1:29.107	1:28.838	15.340	97.734	40.458	33.040	8	1:59.379	1:32.971	16.193	88.520	41.340	35.438
17	1:57.546	1:28.439	15.283	97.902	39.769	33.387	9	1:33.622	1:34.243	16.331	88.383	41.452	36.460
<b>(64) Steve Bachenberg No Transponder</b>							10	1:09.126	1:35.504	16.430	87.976	41.704	37.370
1	1:55.631	1:32.820					11	1:42.982	1:33.856	16.301	88.247	42.061	35.494
2	1:24.802	1:29.171					12	1:16.395	1:33.413	16.214	88.657	41.816	35.383
3	1:55.769	1:30.967					13	1:50.011	1:33.616	16.263	87.707	41.708	35.645
4	1:26.730	1:30.961					14	1:23.517	1:33.506	16.251	87.976	41.792	35.463
5	1:56.629	1:29.899					15	1:59.348	1:35.831	16.252	87.976	43.907	35.672
6	1:25.545	1:28.916				33.824	16	1:33.275	1:33.927	16.288	87.439	41.854	35.785
7	1:54.366	1:28.821					<b>(12) David Bennett</b>						
8	1:22.429	1:28.063					1	1:06.689	1:41.525	17.763	80.439	46.876	36.886
9	1:51.130	1:28.701	15.156	0.215			2	1:43.475	1:36.786	16.363	100.302	44.327	36.096
10	1:20.626	1:29.496	15.080	101.547	40.388	34.028	3	1:19.434	1:35.959	16.388	98.406	43.850	35.721
11	1:57.245	1:36.619	14.928				4	1:55.431	1:35.997	16.202	99.778	43.682	36.113
12	1:17.327	1:20.082					5	1:29.554	1:34.123	16.100	101.188	42.965	35.058
13	1:50.021	1:32.694					6	1:04.393	1:34.839	16.088	100.478	43.397	35.354
14	1:48.400	1:58.379					7	1:38.609	1:34.216	16.171	99.259	42.699	35.346
15	1:19.674	1:31.274				34.787	8	1:11.851	1:33.242	15.958	100.654	42.351	34.933
16	1:49.319	1:29.645	15.020	99.952			9	1:47.331	1:35.480	16.063	98.916	43.376	36.041
17	1:24.192	1:34.873					10	1:20.842	1:33.511	15.931	96.256	42.347	35.233
<b>(57) Kyle Baker</b>							11	1:53.561	1:32.719	16.063	96.908	42.064	34.592
1	1:03.027	1:38.900	17.430	87.040	45.587	35.883	12	1:27.022	1:33.461	16.300	96.256	42.365	34.796
2	1:36.166	1:33.139	16.051	91.636	41.309	35.779	13	1:59.520	1:32.498	15.744	95.934	42.065	34.689
3	1:09.703	1:33.537	16.308	92.226	41.966	35.263	14	1:31.492	1:31.972	15.777	101.010	41.756	34.439
4	1:44.175	1:34.472	16.024	93.582	42.607	35.841	15	1:05.705	1:34.213	15.796	98.406	43.426	34.991
5	1:17.943	1:33.768	16.454	92.674	42.060	35.254	16	1:37.846	1:32.141	15.881	99.604	41.401	34.859
6	1:51.486	1:33.543	15.997	93.889	41.553	35.993	<b>(17) Joseph Gersch</b>						
7	1:24.121	1:32.635	16.164	92.824	41.192	35.279	1	1:07.544	1:42.616	18.210	82.288	46.249	38.157

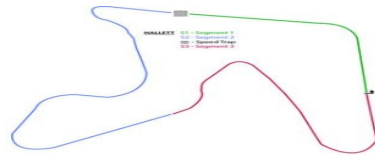
Chief of Timing & Scoring

Orbits

Race Director

www.mylaps.com

censed to: Sports Car Club of America



Hallett Hoosier Racing Tire Super Tour


Group 6 EP,FP,HP,GTL,B-Spec

Hallett 1.800 miles

Grp 6 EP,FP,HP,GTL,B-Spec Race 1

4/7/2018 17:15

Race (25:00 Time) started at 17:22:21



Lap	Time of Day	Lap Tm	S1 Tm	SPd	S2 Tm	S3 Tm
2	1:45.236	1:37.692	17.158	85.354	43.828	36.706
3	1:22.301	1:37.065	17.599	83.732	43.044	36.422
4	1:59.328	1:37.027	16.918	85.227	43.135	36.974
5	1:35.140	1:35.812	16.926	85.737	42.671	36.215
6	2:11.142	1:36.002	17.063	85.481	42.598	36.341
7	1:46.156	1:35.014	16.557	<b>86.645</b>	42.607	35.850
8	1:22.316	1:36.160	16.526	86.384	42.801	36.833
9	1:56.905	1:34.589	<b>16.492</b>	86.645	<b>41.986</b>	36.111
10	1:32.308	1:35.403	16.789	86.384	42.489	36.125
11	1:06.853	1:34.545	16.542	86.514	42.045	35.958
12	1:41.285	<b>1:34.432</b>	16.556	86.514	42.078	35.798
13	1:24.802	1:43.517	17.095	84.848	49.508	36.914
14	1:03.051	1:38.249	16.892	84.974	43.919	37.438
15	1:38.292	1:35.241	16.600	85.995	42.569	36.072
16	1:14.627	1:36.335	17.506	84.100	43.044	<b>35.785</b>

Lap	Time of Day	Lap Tm	S1 Tm	SPd	S2 Tm	S3 Tm
<b>(66) Bill Blust</b>						
1	1:08.864	1:39.997	17.949	74.283	45.237	36.811
2	1:45.163	1:36.299	17.143	85.866	43.320	35.836
3	1:20.262	1:35.099	16.697	88.520	42.597	<b>35.805</b>
4	1:22.704	2:02.442	16.830	87.439	40.512	40.460
5	1:13.372	1:50.668	22.504	63.992	48.387	39.777
6	1:57.275	1:43.903	18.306	76.262	44.655	40.942
7	1:38.754	1:41.479	17.933	79.878	45.558	37.988
8	1:19.591	1:40.837	17.185	89.488	44.554	39.098
9	1:12.234	1:52.643	18.183	81.818	48.035	46.425
10	1:54.548	1:42.314	17.124	86.254	44.714	40.476
11	1:31.104	1:36.556	17.011	89.349	43.179	36.366
12	1:06.058	<b>1:34.954</b>	<b>16.031</b>	89.071	<b>42.261</b>	36.662

Lap	Time of Day	Lap Tm	S1 Tm	SPd	S2 Tm	S3 Tm
<b>(97) Lary Svaton</b>						
1	1:10.798	1:41.576	17.832	72.866	45.708	38.036
2	1:46.648	1:35.850	16.724	91.489	43.000	36.126
3	1:23.241	1:36.593	16.858	88.794	43.693	36.042
4	1:01.750	1:38.509	17.061	90.478	45.223	36.225
5	1:36.937	<b>1:35.187</b>	16.560	92.226	<b>42.656</b>	35.971
6	1:13.552	1:36.615	16.681	<b>93.278</b>	44.053	35.881
7	1:50.927	1:37.375	<b>16.181</b>	91.198	44.525	36.669
8	1:28.856	1:37.929	18.640	88.247	42.986	36.303
9	1:04.491	1:35.635	16.536	91.489	43.348	35.751
10	1:40.112	1:35.621	16.562	90.621	43.050	36.009
11	1:17.074	1:36.962	16.555	91.344	43.209	37.198
12	1:54.072	1:36.998	17.402	90.909	43.567	36.029
13	1:32.461	1:38.389	16.392	91.783	46.279	<b>35.718</b>
14	1:09.975	1:37.514	17.083	91.783	44.026	36.405
15	1:47.407	1:37.432	17.162	80.665	42.716	37.554
16	1:24.193	1:36.786	17.367	77.083	42.991	36.428

Lap	Time of Day	Lap Tm	S1 Tm	SPd	S2 Tm	S3 Tm
<b>(80) Matt Blehm</b>						
1	1:54.001	1:31.762	16.627	97.902	41.480	33.655
2	5:22.113	<b>1:28.112</b>	<b>15.106</b>	101.547	<b>39.847</b>	<b>33.159</b>
3	1:50.241	1:28.128	15.121	<b>103.380</b>	39.977	<b>33.030</b>

Lap	Time of Day	Lap Tm	S1 Tm	SPd	S2 Tm	S3 Tm
<b>(6) Christopher "Riley" Salyer</b>						
1	1:10.552	1:44.252	18.381	68.181	46.493	39.378
2	1:51.382	1:40.830	18.051	84.224	44.582	38.197
3	1:30.851	1:39.469	17.283	84.848	44.768	37.418
4	1:14.896	1:44.045	17.263	85.737	48.843	37.939
5	1:54.261	1:39.365	17.496	86.124	43.717	38.152
6	1:32.774	1:38.513	16.651	88.111	44.435	37.427
7	1:10.464	1:37.690	17.214	82.525	43.112	37.364
8	1:47.075	1:36.611	16.812	90.193	42.807	36.992
9	1:23.900	1:36.825	16.648	85.737	43.818	36.359
10	1:02.075	1:38.175	16.469	90.051	42.739	38.967
11	1:37.998	1:35.923	16.387	89.071	42.746	36.790
12	1:14.755	1:36.757	16.354	88.794	43.713	36.690
13	1:54.247	1:39.492	16.667	86.514	43.403	39.422
14	1:33.476	1:39.229	16.343	91.053	45.767	37.119
15	1:12.385	1:38.909	<b>16.338</b>	90.765	44.918	37.653
16	1:45.842	<b>1:33.457</b>	16.413	<b>91.198</b>	<b>41.164</b>	<b>35.880</b>

Lap	Time of Day	Lap Tm	S1 Tm	SPd	S2 Tm	S3 Tm
<b>(19) Breton Williams</b>						
1	1:51.349	1:29.479	16.228	96.581	40.460	32.791
2	1:16.447	1:25.098	14.436	100.832	38.050	32.612
3	1:41.387	1:24.940	<b>14.381</b>	104.321	38.169	32.390
4	1:07.406	1:26.019	14.724	97.734	38.722	32.573
5	1:32.764	1:25.358	14.479	103.567	38.344	32.535
6	1:58.246	1:25.482	14.503	99.952	38.584	32.395
7	1:24.182	1:25.936	14.811	103.754	38.688	32.437
8	1:49.214	1:25.032	14.672	103.194	37.966	32.394
9	1:13.860	<b>1:24.646</b>	14.674	102.455	37.925	<b>32.047</b>
10	1:39.601	1:25.741	14.402	104.703	38.329	33.010
11	1:07.589	1:27.988	15.397	101.188	38.385	34.206
12	1:33.839	1:26.250	14.574	<b>104.895</b>	38.732	32.944
13	1:59.130	1:25.291	14.727	103.754	38.047	32.517
14	1:24.737	1:25.607	14.502	104.132	38.443	32.662

Chief of Timing & Scoring	Orbits
Race Director	

www.mylaps.com

licensed to: Sports Car Club of America