

Hallett Hoosier Racing Tire Super Tour

Group 5 GT1,GT2,GT3,AS,T1

Hallett 1.800 miles

Grp 5 GT1,GT2,GT3,AS,T1 Race 1

4/7/2018 15:40

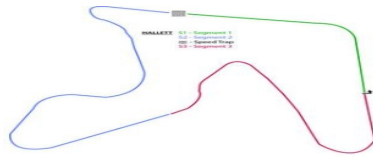
Race (25:00 Time) started at 16:32:20

Lap	Time of Day	Lap Tm	S1 Tm	SPd	S2 Tm	S3 Tm	Lap	Time of Day	Lap Tm	S1 Tm	SPd	S2 Tm	S3 Tm
(62) Tom Smith							1	1:47.384	1:25.096	15.549	116.644	38.786	30.761
1	1:42.681	1:21.834	14.607	108.676	37.053	30.174	2	1:05.686	1:18.302	13.273	121.856	35.510	29.519
2	1:59.792	1:17.111	12.782	120.573	35.280	29.049	3	1:23.679	1:17.993	12.956	122.377	35.361	29.676
3	1:16.140	1:16.348	12.415	124.505	34.601	29.332	4	1:42.487	1:18.808	14.025	118.331	35.543	29.240
4	1:31.143	1:15.003	12.237	128.126	34.040	28.726	5	1:01.692	1:19.205	13.042	123.166	35.780	30.383
5	1:44.637	1:13.494	12.100	127.272	33.451	27.943	6	1:18.876	1:17.184	13.092	122.116	35.022	29.070
6	1:00.953	1:16.316	13.073	123.166	34.607	28.636	7	1:36.428	1:17.552	12.965	123.432	35.386	29.201
7	1:16.980	1:16.027	12.927	119.567	34.536	28.564	8	1:54.012	1:17.584	13.073	121.856	35.088	29.423
8	1:34.040	1:17.060	12.392	118.822	34.878	29.790	9	1:11.687	1:17.675	12.798	122.116	35.597	29.280
9	1:50.348	1:16.308	12.520	127.555	34.307	29.481	10	1:32.219	1:20.532	13.144	121.340	36.735	30.653
10	1:06.993	1:16.645	12.451	125.323	34.649	29.545	11	1:49.758	1:17.539	12.983	122.639	35.178	29.378
11	1:24.692	1:17.699	12.449	116.882	36.080	29.170	12	1:07.946	1:18.188	12.844	122.902	35.365	29.979
12	1:44.170	1:19.478	13.650	114.316	35.766	30.062	13	1:25.770	1:17.824	12.676	121.340	36.065	29.083
13	1:01.746	1:17.576	12.876	112.519	35.897	28.803	14	1:42.998	1:17.228	12.859	122.639	35.426	28.943
14	1:18.400	1:16.654	12.611	119.567	35.176	28.867	15	1:00.334	1:17.336	13.127	120.573	35.018	29.191
15	1:35.625	1:17.225	12.435	119.567	35.788	29.002	16	1:18.255	1:17.921	12.803	122.116	35.570	29.548
16	1:54.108	1:18.483	12.716	110.351	36.392	29.375	17	1:36.572	1:18.317	12.854	122.377	36.229	29.234
17	1:10.517	1:16.409	12.860	118.331	34.852	28.697	18	1:53.458	1:16.886	12.869	122.377	35.526	28.491
18	1:27.705	1:17.188	12.549	118.331	35.936	28.703	19	1:11.956	1:18.498	13.574	111.642	36.187	28.737
19	1:44.903	1:17.198	12.597	120.068	35.362	29.239	20	1:34.830	1:22.874	13.161	113.862	37.487	32.226
20	1:02.401	1:17.498	12.672	116.171	35.798	29.028	(21) Mark Kirby						
(05) David Fershtand							1	1:43.750	1:22.332	15.239	114.774	36.701	30.392
1	1:45.764	1:24.418	15.112	103.008	39.025	30.281	2	1:03.257	1:19.507	13.619	120.320	35.995	29.893
2	1:05.215	1:19.451	12.875	118.331	36.937	29.639	3	1:21.997	1:18.740	13.438	121.083	35.186	30.116
3	1:23.329	1:18.114	12.845	117.121	35.291	29.978	4	1:40.984	1:18.987	13.273	120.828	35.716	29.998
4	1:41.513	1:18.184	13.210	121.856	35.628	29.346	5	1:02.344	1:21.360	13.384	121.597	36.734	31.242
5	1:00.055	1:18.542	13.003	121.340	35.778	29.761	6	1:21.020	1:18.676	13.497	120.573	35.478	29.701
6	1:16.591	1:16.536	12.388	115.005	35.260	28.888	7	1:39.675	1:18.655	13.418	121.083	35.534	29.703
7	1:34.334	1:17.743	12.732	120.320	35.887	29.124	8	1:58.620	1:18.945	13.385	120.828	35.424	30.136
8	1:50.224	1:15.890	12.221	117.361	35.130	28.539	9	1:16.973	1:18.353	13.220	121.856	35.563	29.570
9	1:10.230	1:20.006	13.020	112.963	36.557	30.429	10	1:37.413	1:20.440	13.346	121.340	35.867	31.227
10	1:31.629	1:21.399	13.205	117.602	36.695	31.499	11	1:57.283	1:19.870	13.588	121.340	36.513	29.769
11	1:49.322	1:17.693	12.632	121.597	35.609	29.452	12	1:16.251	1:18.968	13.236	121.856	35.704	30.028
12	1:06.928	1:17.606	12.379	123.698	36.026	29.201	13	1:35.112	1:18.861	13.444	120.320	35.517	29.900
13	1:25.260	1:18.332	12.837	111.860	36.256	29.239	14	1:54.151	1:19.039	13.771	121.083	36.019	29.649
14	1:41.817	1:16.557	12.529	123.432	35.125	28.903	15	1:13.931	1:19.780	13.384	120.828	36.735	29.661
15	1:59.485	1:17.668	12.522	131.661	34.952	30.194	16	1:32.828	1:18.897	13.414	119.567	35.746	29.737
16	1:17.404	1:17.919	12.989	115.702	35.689	29.241	17	1:51.744	1:18.916	13.313	121.597	35.809	29.794
17	1:35.575	1:18.171	12.360	125.049	36.338	29.473	18	1:10.151	1:18.407	13.346	121.597	35.385	29.676
18	1:52.489	1:16.914	12.843	122.902	35.128	28.943	19	1:28.702	1:18.551	13.103	122.377	35.714	29.734
19	1:11.019	1:18.530	13.510	108.265	35.739	29.281	20	1:50.952	1:22.250	13.378	120.828	36.921	31.951
20	1:31.506	1:20.487	13.377	106.257	37.443	29.667	(83) Matthew Miller						
(3) Max Nufer							1	1:48.663	1:26.661	16.511	102.272	39.118	31.032
1	1:40.722	1:19.824	13.898	115.469	36.031	29.895	2	1:08.765	1:20.102	13.390	118.822	36.687	30.025
2	1:59.554	1:18.832	12.979	122.377	35.910	29.943	3	1:29.288	1:20.523	13.605	118.331	36.185	30.733
3	1:18.438	1:18.884	13.410	118.822	35.303	30.171	4	1:48.521	1:19.233	13.169	122.377	36.118	29.946
4	1:37.007	1:18.569	12.964	120.573	35.811	29.794	5	1:06.778	1:18.257	13.127	126.709	35.344	29.786
5	1:55.480	1:18.473	13.172	119.567	35.566	29.735	6	1:25.798	1:19.020	13.339	123.166	35.684	29.997
6	1:13.927	1:18.447	12.802	118.576	35.639	30.006	7	1:45.096	1:19.298	13.244	120.068	35.731	30.323
7	1:32.069	1:18.142	13.027	114.316	35.662	29.453	8	1:04.737	1:19.641	13.461	115.936	35.692	30.488
8	1:49.348	1:17.279	12.776	119.318	35.120	29.383	9	1:24.416	1:19.679	13.047	122.639	36.468	30.164
9	1:09.535	1:20.187	12.812	119.318	36.027	31.348	10	1:44.248	1:19.832	13.298	122.116	36.142	30.392
10	1:29.376	1:19.841	12.921	116.407	36.881	30.039	11	1:04.858	1:20.610	13.293	118.822	36.572	30.745
11	1:48.199	1:18.823	12.841	117.844	36.393	29.589	12	1:25.115	1:20.257	13.348	117.602	36.148	30.761
12	1:06.653	1:18.454	12.902	122.116	35.830	29.722	13	1:44.848	1:19.733	13.492	120.320	35.738	30.503
13	1:26.452	1:19.799	13.636	112.079	37.042	29.121	14	1:04.319	1:19.471	13.121	123.166	35.888	30.462
14	1:43.822	1:17.370	12.922	119.817	35.327	29.121	15	1:23.798	1:19.479	13.212	116.171	36.074	30.193
15	1:01.160	1:17.338	12.831	122.116	34.976	29.531	16	1:44.832	1:21.034	13.312	122.116	37.003	30.719
16	1:18.663	1:17.503	12.880	121.083	35.109	29.514	17	1:04.812	1:19.980	13.405	121.597	36.190	30.385
17	1:36.060	1:17.397	12.847	119.318	35.444	29.106	18	1:24.115	1:19.303	13.356	121.597	35.852	30.095
18	1:53.550	1:17.490	12.889	121.340	35.242	29.359	19	1:44.679	1:20.564	13.354	120.573	36.257	30.953
19	1:11.586	1:18.036	13.111	116.882	35.460	29.465	20	1:07.442	1:22.763	14.663	112.519	37.208	30.892
20	1:33.171	1:21.585	13.066	106.257	37.478	31.041	(121) Dane Smith						
(51) Don McMillon							1	1:01.147	1:34.893	17.852	82.052	43.192	33.849
1	1:01.147	1:34.893	17.852	82.052	43.192	33.849	2	1:27.780	1:26.633	14.495	107.252	38.959	33.179

Chief of Timing & Scoring	Orbits
Race Director	

www.mylaps.com

ponsored to: Sports Car Club of America



Hallett Hoosier Racing Tire Super Tour

Group 5 GT1,GT2,GT3,AS,T1

Hallett 1.800 miles

Grp 5 GT1,GT2,GT3,AS,T1 Race 1

4/7/2018 15:40

Race (25:00 Time) started at 16:32:20

Lap	Time of Day	Lap Tm	S1 Tm	SPd	S2 Tm	S3 Tm	Lap	Time of Day	Lap Tm	S1 Tm	SPd	S2 Tm	S3 Tm
3	1:03.942	1:23.162	14.731	114.088	37.537	30.894	7	1:03.144	1:20.921	13.840	109.717	36.460	30.621
4	1:12.409	1:21.467	13.581	108.470	37.970	29.916	8	1:25.952	1:22.808	13.783	114.545	36.836	32.189
5	1:30.528	1:18.119	13.164	124.235	35.886	29.069	9	1:49.525	1:23.573	14.232	113.187	37.017	32.324
6	1:47.833	1:17.305	13.002	120.828	35.384	28.919	10	1:11.734	1:22.209	14.000	113.411	36.774	31.435
7	1:03.758	1:15.925	12.645	130.759	34.575	28.705	11	1:34.568	1:22.834	13.971	114.088	37.463	31.400
8	1:25.093	1:21.335	13.509	110.993	36.745	31.081	12	1:56.800	1:22.232	13.774	114.088	37.171	31.287
9	1:45.875	1:20.782	13.908	126.429	35.989	30.885	13	1:19.770	1:22.970	14.006	109.928	37.104	31.860
10	1:02.973	1:17.098	13.031	125.597	35.055	29.012	14	1:43.496	1:23.726	14.235	107.051	37.600	31.891
11	1:20.470	1:17.497	13.087	125.049	35.315	29.095	15	1:06.420	1:22.924	13.912	111.860	36.971	32.041
12	1:40.021	1:19.551	12.786	128.992	35.293	31.472	16	1:29.266	1:22.846	13.871	109.090	37.702	31.273
13	1:00.081	1:20.060	13.032	117.602	37.567	29.461	17	1:51.824	1:22.558	13.959	111.209	37.006	31.593
14	1:20.671	1:20.590	14.114	109.928	36.907	29.569	18	1:15.748	1:23.924	13.873	113.862	38.776	31.275
15	1:37.992	1:17.321	12.733	127.840	35.341	29.247	19	1:39.348	1:23.600	13.890	107.858	37.892	31.818
16	1:55.065	1:17.073	12.830	131.359	35.160	29.083							
17	1:12.603	1:17.538	13.108	127.555	35.288	29.142							
18	1:30.356	1:17.753	12.577	128.702	36.265	28.911							
19	1:49.886	1:19.530	12.593	126.429	35.758	31.179							
20	1:29.143	1:39.257	13.134	130.759	55.940	30.183							

(26) Chris Edens

1	1:54.150	1:28.464				
2	1:16.219	1:22.069				
3	1:37.501	1:21.282				
4	1:58.052	1:20.551				
5	1:19.865	1:21.813				
6	1:42.769	1:22.904				
7	1:04.831	1:22.062				
8	1:28.601	1:23.770				
9	1:53.739	1:25.138				
10	1:16.268	1:22.529				
11	1:38.813	1:22.545				
12	1:03.012	1:24.199				
13	1:26.246	1:23.234				
14	1:48.274	1:22.028				
15	1:11.218	1:23.099				
16	1:34.125	1:22.752				
17	1:58.516	1:24.391				
18	1:22.732	1:24.216				
19	1:50.436	1:27.704				

(20) Jim Wheeler

1	1:54.723	1:31.796	16.676	96.744	41.049	34.071
2	1:21.869	1:27.146	14.555	103.008	39.076	33.515
3	1:49.417	1:27.548	14.434	104.703	39.798	33.316
4	1:16.367	1:26.950	14.480	99.952	39.512	32.958
5	1:43.445	1:27.078	14.540	103.567	39.514	33.024
6	1:10.107	1:26.662	14.480	101.547	38.735	33.447
7	1:36.766	1:26.659	14.676	105.280	38.829	33.154
8	1:05.325	1:28.559	14.910	105.087	39.537	34.112
9	1:33.689	1:28.364	14.825	101.727	39.854	33.685
10	1:02.441	1:28.752	14.797	100.302	40.742	33.213
11	1:29.930	1:27.489	14.536	102.090	39.518	33.435
12	1:56.859	1:26.929	14.544	96.256	39.124	33.261
13	1:24.205	1:27.346	14.452	105.864	39.909	32.985
14	1:50.175	1:25.970	14.444	108.676	38.612	32.914
15	1:17.099	1:26.924	14.511	99.431	39.639	32.774
16	1:42.648	1:25.549	14.160	109.507	38.856	32.533
17	1:08.912	1:26.264	14.203	107.051	38.906	33.155
18	1:36.076	1:27.164	14.435	102.455	39.269	33.460

(12) Kevin Fandozzi

1	1:57.725	1:33.973	17.572	84.224	42.512	33.889
2	1:27.134	1:29.409	15.671	96.908	40.161	33.577
3	1:55.716	1:28.582	16.395	102.272	39.876	32.311
4	1:22.384	1:26.668	15.167	100.302	38.930	32.571
5	1:49.153	1:26.769	15.038	100.832	39.229	32.502
6	1:16.753	1:27.600	14.940	98.576	39.480	33.180
7	1:43.534	1:26.781	14.971	104.703	38.865	32.945
8	1:11.121	1:27.587	15.051	96.908	39.143	33.393
9	1:37.260	1:26.139	14.891	103.194	39.747	32.451
10	1:05.053	1:27.793	15.315	101.010	39.323	33.155
11	1:32.440	1:27.427	14.883	94.665	39.504	33.040
12	1:59.445	1:26.965	14.675	100.127	39.706	32.584

(50) Mike McGinley

1	1:46.757	1:25.069	15.542	110.993	38.919	30.608
2	1:04.367	1:17.610	13.313	120.320	34.995	29.302
3	1:22.990	1:18.623	13.187	121.340	35.242	30.194
4	1:44.001	1:21.011	14.541	116.644	36.777	29.693
5	1:03.051	1:19.050	13.115	121.083	35.700	30.235
6	1:21.367	1:18.316	13.235	118.331	35.632	29.449
7	1:40.259	1:18.892	13.493	113.862	35.789	29.610
8	1:59.149	1:18.890	13.096	111.209	35.590	30.204
9	1:17.767	1:18.618	13.193	120.320	35.370	30.055
10	1:37.899	1:20.132	13.201	116.882	35.713	31.218
11	1:57.800	1:19.901	13.587	117.844	36.461	29.853
12	1:18.591	1:20.791	13.049	120.573	37.610	30.132
13	1:37.440	1:18.849	13.370	120.068	35.657	29.822
14	1:56.215	1:18.775	13.399	118.822	35.383	29.993
15	1:15.963	1:19.748	13.217	117.844	36.539	29.992
16	1:33.777	1:17.814	13.043	117.361	35.495	29.276
17	1:52.162	1:18.385	12.918	118.822	35.785	29.682
18	1:10.653	1:18.491	13.324	115.236	35.404	29.763
19	1:32.028	1:21.375	13.163	119.817	35.451	32.761

(13) Brad Gross

1	1:48.099	1:26.106	16.002	104.895	39.235	30.869
2	1:08.555	1:20.456	13.679	114.088	36.639	30.138
3	1:28.790	1:20.235	13.470	111.642	36.295	30.470
4	1:48.143	1:19.353	13.322	116.882	36.141	29.890
5	1:08.058	1:19.915	13.255	118.087	36.384	30.276
6	1:28.570	1:20.512	13.747	112.519	36.509	30.256
7	1:48.441	1:19.871	13.296	117.844	36.556	30.019
8	1:09.938	1:21.497	13.334	108.883	36.979	31.184
9	1:31.943	1:22.005	13.300	115.936	37.559	31.146
10	1:53.494	1:21.551	13.310	108.265	37.298	30.943
11	1:15.899	1:22.405	13.431	114.774	37.551	31.423
12	1:38.103	1:22.204	13.267	112.963	36.940	31.997
13	1:59.581	1:21.478	13.538	101.188	37.523	30.417
14	1:21.717	1:22.136	14.063	111.425	36.914	31.159
15	1:41.982	1:20.265	13.436	114.316	36.776	30.053
16	1:02.671	1:20.689	13.339	109.507	37.078	30.272
17	1:22.751	1:20.080	13.491	115.236	36.418	30.171
18	1:45.584	1:22.833	13.618	115.936	36.795	32.420
19	1:06.374	1:20.790	13.695	116.407	36.779	30.316

(41) Michael Pettiford

1	1:51.034	1:28.730	16.355	109.507	40.333	32.042
2	1:14.080	1:23.046	14.327	110.139	37.361	31.358
3	1:36.038	1:21.958	13.865	114.774	37.214	30.879
4	1:58.566	1:22.528	13.835	114.545	37.280	31.413
5	1:20.561	1:21.995	13.961	115.702	37.175	30.859
6	1:42.223	1:21.662	14.018	115.469	36.950	30.694

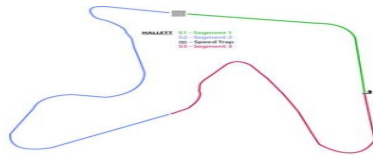
Chief of Timing & Scoring

Race Director

Orbits

www.mylaps.com

licensed to: Sports Car Club of America



Hallett Hoosier Racing Tire Super Tour

Group 5 GT1,GT2,GT3,AS,T1

Hallett 1.800 miles

Grp 5 GT1,GT2,GT3,AS,T1 Race 1

4/7/2018 15:40

Race (25:00 Time) started at 16:32:20

Table with columns: Lap, Time of Day, Lap Tm, S1 Tm, SPd, S2 Tm, S3 Tm. Contains race data for drivers: (27) Kim McDonald, (7) Tim White, (6) Phillip Waters, (52) Doug Sherwood, (117) Andy Schniedemeyer, (141) George Walker, (72) Barry Bell.

Chief of Timing & Scoring Race Director Orbits

www.mylaps.com

licensed to: Sports Car Club of America



Hallett Hoosier Racing Tire Super Tour


Group 5 GT1,GT2,GT3,AS,T1

Hallett 1.800 miles

Grp 5 GT1,GT2,GT3,AS,T1 Race 1

4/7/2018 15:40

Race (25:00 Time) started at 16:32:20



Lap	me of Day	Lap Tm	S1 Tm	SPd	S2 Tm	S3 Tm	Lap	me of Day	Lap Tm	S1 Tm	SPd	S2 Tm	S3 Tm
(14) Nate Stacy													
1	1:47.392	1:25.700	15.161	107.858	39.118	31.421							
2	1:07.815	1:20.423	13.698	118.087	36.267	30.458							
3	1:27.722	1:19.907	13.330	120.573	36.194	30.383							
4	1:46.542	1:18.820	13.167	120.828	35.732	29.921							
5	1:05.099	1:18.557	13.141	121.083	35.501	29.915							
6	1:23.208	1:18.109	13.188	120.828	35.228	29.693							
7	1:42.269	1:19.061	13.118	120.828	35.940	30.003							

Chief of Timing & Scoring

Orbits

Race Director

www.mylaps.com

licensed to: Sports Car Club of America