

Hallett Hoosier Racing Tire Super Tour


Group 4 FA,FB,FC,FE,FE2,FM,P1,P2

Hallett 1.800 miles

Grp 4 FA,FB,FC,FE,FE2,FM,P1,P2 Race 1

4/7/2018 15:05

Race (25:00 Time) started at 15:51:00



Lap	me of Day	Lap Tm	S1 Tm	SPd	S2 Tm	S3 Tm	Lap	me of Day	Lap Tm	S1 Tm	SPd	S2 Tm	S3 Tm
<b>(68) Bryce Comet</b>							7	:34.945	2:05.998	31.786	38.567	52.060	42.152
1	:18.982	1:18.213	14.108	109.717	35.050	29.055	8	:57.931	1:22.986	14.212	106.257	37.461	31.313
2	:36.284	1:17.302	13.126	112.741	35.312	28.864	9	:19.611	1:21.680	13.860	115.702	36.787	31.033
3	:54.932	1:18.648	13.668	105.669	36.170	28.810	10	:41.686	1:22.075	14.386	115.236	36.788	30.901
4	:20.911	1:25.979	17.067	66.287	40.059	28.853	11	:02.117	1:20.431	13.680	114.316	36.168	30.583
5	:43.412	1:22.501	13.707	100.654	36.147	32.647	12	:22.265	1:20.148	14.162	106.257	36.022	29.964
6	:21.835	2:38.423	27.629	42.112	11.742	59.052	13	:42.922	1:20.657	13.877	114.545	35.743	31.037
7	:31.329	2:09.494	30.927	42.393	53.711	44.856	14	:02.041	1:19.119	13.573	116.171	35.790	29.756
8	:48.370	1:17.041	13.637	111.425	34.833	28.571	15	:20.839	1:18.798	13.693	114.545	35.532	29.573
9	:04.324	1:15.954	13.220	111.642	34.349	28.385	16	:39.358	1:18.519	13.358	115.936	35.011	30.150
10	:19.813	1:15.489	13.007	112.963	34.163	28.319	17	:57.173	1:17.815	13.570	115.469	34.648	29.597
11	:35.384	1:15.571	12.985	112.963	34.191	28.395	18	:15.672	1:18.499	13.217	116.882	35.337	29.945
12	:51.845	1:16.461	13.725	110.351	34.594	28.142	<b>(199) Dennis Cox</b>						
13	:07.718	1:15.873	12.970	113.862	34.415	28.488	1	:32.478	1:29.911	16.158	105.280	40.981	32.772
14	:23.645	1:15.927	13.151	112.963	34.367	28.409	2	:57.775	1:25.297	14.103	106.653	38.987	32.207
15	:39.771	1:16.126	12.885	113.636	34.571	28.670	3	:22.067	1:24.292	13.965	107.252	38.405	31.922
16	:55.643	1:15.872	13.191	112.299	34.105	28.576	4	:47.051	1:24.984	14.291	107.655	39.290	31.403
17	:16.846	1:21.203	12.913	113.411	33.854	34.436	5	:16.358	1:29.307	14.081	101.727	41.385	33.841
18	:35.216	1:18.370	13.598	112.741	35.015	29.757	6	:27.211	2:10.853	15.293	81.008	56.434	59.126
<b>(88) Robert Vanman</b>							7	:33.620	2:06.409	31.484	37.287	52.186	42.739
1	:21.921	1:21.036	14.570	106.060	36.369	30.097	8	:57.528	1:23.908	14.525	109.298	37.998	31.385
2	:41.159	1:19.238	13.483	110.139	35.881	29.874	9	:19.181	1:21.653	13.710	112.079	36.695	31.248
3	:01.576	1:20.417	13.473	109.507	36.655	30.289	10	:42.403	1:23.222	14.590	109.928	37.877	30.755
4	:26.896	1:25.320	14.712	93.736	40.115	30.493	11	:03.420	1:21.017	13.727	110.778	36.616	30.674
5	:47.819	1:20.923	13.331	110.564	37.087	30.505	12	:23.646	1:20.226	13.317	112.741	36.285	30.624
6	:23.398	2:35.579	24.654	38.541	11.842	59.083	13	:43.727	1:20.081	13.372	112.963	35.671	31.038
7	:31.728	2:08.330	30.692	37.754	53.234	44.404	14	:03.156	1:19.429	13.316	112.741	35.966	30.147
8	:51.414	1:19.686	13.801	110.778	36.047	29.838	15	:21.974	1:18.818	13.308	112.741	35.624	29.886
9	:09.233	1:17.819	13.230	110.139	35.267	29.322	16	:40.332	1:18.358	13.204	112.299	35.308	29.846
10	:28.139	1:18.906	13.444	110.778	35.631	29.831	17	:58.613	1:18.281	13.647	110.778	34.887	29.747
11	:46.530	1:18.391	13.307	112.299	35.236	29.848	18	:16.424	1:17.811	13.143	113.187	35.033	29.635
12	:04.675	1:18.145	13.564	111.642	35.007	29.574	<b>(00) Greg Byrne</b>						
13	:23.837	1:19.162	13.562	112.519	35.226	30.374	1	:28.646	1:27.432	15.972	100.302	39.380	32.080
14	:41.876	1:18.039	13.398	112.963	35.057	29.584	2	:53.889	1:25.243	14.423	102.455	38.870	31.950
15	:59.070	1:17.194	13.321	111.425	34.855	29.018	3	:18.372	1:24.483	14.249	107.051	38.408	31.826
16	:17.172	1:18.102	13.278	111.642	35.505	29.319	4	:42.298	1:23.926	14.733	106.454	37.605	31.588
17	:34.318	1:17.146	13.171	112.741	34.553	29.422	5	:09.848	1:27.550	14.382	107.252	37.790	35.378
18	:52.672	1:18.354	13.582	111.209	35.226	29.546	6	:25.436	2:15.588	16.569	63.145	59.503	59.516
<b>(2) Travis Renegar</b>							7	:32.553	2:07.117	30.880	37.605	52.369	43.868
1	:25.777	1:24.661	15.375	98.576	38.097	31.189	8	:56.215	1:23.662	14.724	107.252	37.766	31.172
2	:47.264	1:21.487	13.941	109.298	36.994	30.552	9	:18.923	1:22.708	14.089	109.090	37.095	31.524
3	:10.095	1:22.831	14.057	97.902	37.386	31.388	10	:41.426	1:22.503	14.390	108.265	37.022	31.091
4	:35.697	1:25.602	14.372	83.487	40.249	30.981	11	:04.535	1:23.109	14.714	104.703	37.580	30.815
5	:08.556	1:32.859	14.348	75.557	42.673	35.838	12	:25.446	1:20.911	13.791	109.717	36.421	30.699
6	:23.985	2:15.429	17.215	58.621	59.375	58.839	13	:46.678	1:21.232	14.090	110.351	36.440	30.702
7	:32.019	2:08.034	30.902	38.233	52.814	44.318	14	:07.055	1:20.377	13.737	110.351	36.218	30.422
8	:54.208	1:22.189	14.329	108.061	37.218	30.642	15	:26.181	1:19.126	13.713	110.351	35.617	29.796
9	:15.008	1:20.800	13.960	109.928	36.390	30.450	16	:55.273	1:29.092	13.656	109.928	35.720	39.716
10	:35.582	1:20.574	14.001	110.139	36.349	30.224	17	:39.011	1:23.738	14.787	105.087	37.230	31.721
11	:55.770	1:20.188	13.681	110.993	36.246	30.261	18	:41.157	1:22.146	14.106	107.655	37.022	31.018
12	:15.924	1:20.154	13.817	110.778	36.078	30.259	<b>(57) Roger Addison</b>						
13	:36.097	1:20.173	13.631	111.425	35.895	30.647	1	:30.127	1:28.615	16.070	94.979	40.151	32.394
14	:55.902	1:19.805	13.818	111.209	35.809	30.178	2	:55.239	1:25.112	14.375	107.858	38.664	32.073
15	:16.057	1:20.155	13.744	110.564	36.230	30.181	3	:19.096	1:23.857	14.575	107.858	37.609	31.673
16	:36.017	1:19.960	13.581	108.676	36.540	29.839	4	:43.224	1:24.128	14.691	103.567	37.810	31.627
17	:55.342	1:19.325	13.589	111.642	35.499	30.237	5	:10.817	1:27.593	14.481	109.090	38.916	34.196
18	:15.195	1:19.853	13.606	111.860	36.340	29.907	6	:26.389	2:15.572	16.549	79.435	59.738	59.285
<b>(12) Steven Ford</b>							7	:33.160	2:06.771	31.067	38.464	52.863	42.841
1	:34.577	1:31.831	17.133	93.736	41.257	33.441	8	:57.004	1:23.844	14.844	102.272	37.832	31.168
2	:59.464	1:24.887	14.505	112.079	38.402	31.980	9	:20.839	1:23.835	14.046	107.858	38.751	31.038
3	:23.589	1:24.125	14.383	107.252	38.356	31.386	10	:43.944	1:23.105	14.103	110.351	37.957	31.045
4	:47.712	1:24.123	14.007	109.507	38.371	31.745	11	:06.528	1:22.584	14.196	95.773	37.417	30.971
5	:17.938	1:30.226	14.156	112.299	43.025	33.045	12	:28.352	1:21.824	14.123	110.351	36.904	30.797
6	:28.947	2:11.009	15.069	79.989	57.343	58.597	13	:50.969	1:22.617	14.200	110.351	37.454	30.963
							14	:13.358	1:22.389	13.815	111.209	37.599	30.975

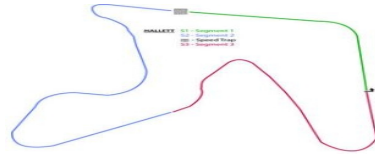
Chief of Timing & Scoring

Orbits

Race Director

www.mylaps.com

licensed to: Sports Car Club of America



Hallett Hoosier Racing Tire Super Tour


Group 4 FA,FB,FC,FE,FE2,FM,P1,P2

Hallett 1.800 miles

Grp 4 FA,FB,FC,FE,FE2,FM,P1,P2 Race 1

4/7/2018 15:05

Race (25:00 Time) started at 15:51:00



Lap	me of Day	Lap Tm	S1 Tm	SPd	S2 Tm	S3 Tm
15	1:34.898	1:21.540	13.951	109.298	36.956	30.633
16	1:58.009	1:23.111	14.130	108.061	37.201	31.780
17	1:19.766	1:21.757	14.220	109.298	36.567	30.970
18	1:41.586	1:21.820	13.918	110.351	36.777	31.125

(3) Ryan McLaughlin

1	1:34.052	1:31.796	16.861	93.736	41.442	33.493
2	1:02.820	1:28.768	14.980	97.237	40.232	33.556
3	1:32.781	1:29.961	15.767	101.908	40.057	34.137
4	1:00.620	1:27.839	14.992	95.295	39.680	33.167
5	1:31.952	1:31.332	15.227	98.746	41.053	35.052
6	1:29.940	1:57.988	16.992	68.754	43.738	57.258
7	1:36.260	2:06.320	31.976	40.079	52.371	41.973
8	1:03.951	1:27.691	15.037	103.380	39.099	33.555
9	1:30.285	1:26.334	14.709	107.453	38.759	32.866
10	1:57.033	1:26.748	14.769	107.858	38.909	33.070
11	1:23.500	1:26.467	14.782	108.061	38.757	32.928
12	1:51.910	1:28.410	14.735	106.257	38.727	34.948
13	1:18.065	1:26.155	15.175	99.952	38.540	32.440
14	1:43.970	1:25.905	14.827	106.257	38.660	32.418
15	1:10.083	1:26.113	14.431	107.858	38.632	33.050
16	1:35.577	1:25.494	14.679	107.858	37.836	32.979
17	1:02.535	1:26.958	14.610	107.051	39.231	33.117

(56) Rick Sanders

1	1:31.377	1:29.300	16.397	91.636	40.041	32.862
2	1:56.895	1:25.518	14.555	102.639	38.951	32.012
3	1:21.539	1:24.644	14.228	97.237	38.734	31.682
4	1:46.439	1:24.900	14.457	94.198	38.911	31.532
5	1:17.321	1:30.882	14.287	98.069	42.890	33.705
6	1:28.116	2:10.795	14.932	83.366	56.914	58.949
7	1:34.920	2:06.804	31.713	35.050	52.465	42.626
8	1:00.003	1:25.083	15.177	95.295	38.283	31.623
9	1:24.060	1:24.057	14.261	98.916	37.717	32.079
10	1:47.027	1:22.967	13.965	102.823	37.759	31.243
11	1:09.743	1:22.716	13.876	103.194	37.065	31.775
12	1:07.071	2:57.328	13.972	104.512	37.732	05.624
p13	3:11.423	2:04.352	15.683	90.335	40.049	
14	1:40.138	1:28.715	17.464	100.302	39.140	32.102
15	1:05.299	1:25.161	14.646	94.509	37.713	32.802
16	1:28.549	1:23.250	14.008	103.754	37.497	31.745

(4) Mike Littrell

1	1:28.820	1:27.375	15.675	95.454	39.888	31.812
---	----------	----------	--------	--------	--------	--------

Chief of Timing & Scoring

Orbits

Race Director

www.mylaps.com

licensed to: Sports Car Club of America