

Super Tour Buttonwillow

Group 4 SRF,SRF3

Buttonwillow 2.920 miles

Grp 4 SRF,SRF3 Race 1

4/29/2017 15:00

Race started at 17:20:23




Table with columns: Lap, Time of Day, Lap Tm, S1 Tm, SPd, S2 Tm, S3 Tm, Driver Name, Lap, Time of Day, Lap Tm, S1 Tm, SPd, S2 Tm, S3 Tm. Contains race data for drivers like John Black, TJ Acker, Jack Willes, John Tipton, Steve Fogg, Robert Breton, Thomas W Burt, Paul Marino, and Alexander Bermudez.

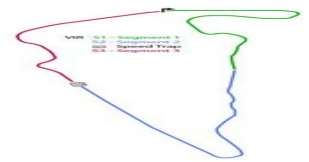
Ellen Lowery, Chief of Timing & Scoring

Orbits

Ken Patterson, Race Director

www.mylaps.com

censed to: Sports Car Club of America



Super Tour Buttonwillow

Group 4 SRF,SRF3

Buttonwillow 2.920 miles

Grp 4 SRF,SRF3 Race 1

4/29/2017 15:00

Race started at 17:20:23

Lap	Time of Day	Lap Tm	S1 Tm	SPd	S2 Tm	S3 Tm	Lap	Time of Day	Lap Tm	S1 Tm	SPd	S2 Tm	S3 Tm
(15) Tom Miserendino													
1	17:22:27.615	2:03.455	49.071	110.135	36.043	38.341	8	17:36:23.623	1:59.137	44.166	109.105	36.553	38.418
2	17:24:27.038	1:59.423	44.675	109.398	36.409	38.339	9	17:38:27.172	2:03.549	48.096	105.174	36.921	38.532
3	17:26:26.522	1:59.484	44.651	111.487	35.999	38.834	10	17:40:26.501	1:59.329	44.366	107.668	36.843	38.120
4	17:28:25.403	1:58.881	44.265	110.582	35.939	38.677	11	17:42:25.381	1:58.880	44.263	108.526	36.130	38.487
5	17:30:24.972	1:59.569	44.273	110.432	36.346	38.950	12	17:44:23.764	1:58.383	43.926	109.691	36.149	38.308
6	17:32:26.546	2:01.574	44.227	107.952	37.987	39.360	13	17:46:45.260	2:21.496	44.626	107.952	36.529	00.341
7	17:34:23.013	1:58.467	43.905	111.184	36.191	38.371	(137) Don Palla						
8	17:36:24.209	1:59.196	44.379	111.487	36.563	38.254	1	17:22:32.350	2:07.245	50.083	100.764	37.880	39.282
9	17:38:23.228	1:59.019	44.587	108.095	36.570	37.862	2	17:24:34.355	2:02.005	45.160	104.635	37.368	39.477
10	17:40:23.333	2:00.105	45.429	108.238	36.253	38.423	3	17:26:35.078	2:00.723	44.973	107.104	37.015	38.735
11	17:42:23.625	2:00.292	44.737	107.526	36.528	39.027	4	17:28:35.630	2:00.552	44.193	106.684	37.090	39.269
12	17:44:23.011	1:59.386	44.508	107.385	36.278	38.600	5	17:30:36.078	2:00.448	45.128	107.810	36.659	38.661
13	17:46:26.410	2:03.399	45.078	108.382	36.429	41.892	6	17:32:36.585	2:00.507	44.474	105.718	37.116	38.917
(97) Andre Perra													
1	17:22:27.176	2:02.767	48.101	111.184	36.100	38.566	7	17:34:37.703	2:01.118	44.939	107.385	37.110	39.069
2	17:24:27.530	2:00.354	44.794	108.670	37.260	38.300	8	17:36:38.489	2:00.786	44.754	106.684	37.040	38.992
3	17:26:27.299	1:59.769	44.733	109.398	37.111	37.925	9	17:38:39.937	2:01.448	44.866	104.904	37.631	38.951
4	17:28:26.191	1:58.892	44.527	108.670	36.419	37.946	10	17:40:41.301	2:01.364	44.415	106.684	36.773	40.176
5	17:30:25.451	1:59.260	44.542	108.238	36.454	38.264	11	17:42:42.271	2:00.970	44.952	106.684	36.954	39.064
6	17:32:25.384	1:59.933	44.688	109.398	37.286	37.959	12	17:44:43.266	2:00.995	44.970	106.824	37.263	38.762
7	17:34:24.052	1:58.668	44.079	108.238	36.615	37.974	13	17:46:45.591	2:02.325	44.833	104.368	37.701	39.791
8	17:36:23.990	1:59.938	44.277	109.544	37.432	38.229	(57) Bill Booth						
9	17:38:23.123	1:59.133	44.310	107.385	36.674	38.149	1	17:22:33.403	2:07.919	50.835	99.902	37.599	39.485
10	17:40:24.053	2:00.930	45.245	108.095	37.520	38.165	2	17:24:35.273	2:01.870	45.310	93.608	37.055	39.505
11	17:42:24.132	2:00.079	44.674	109.105	36.339	39.066	3	17:26:37.687	2:02.414	46.947	104.635	36.875	38.592
12	17:44:23.379	1:59.247	44.584	108.382	36.504	38.159	4	17:28:38.578	2:00.891	45.099	103.052	37.130	38.662
13	17:46:34.497	2:11.118	44.519	110.432	36.800	49.799	5	17:30:39.028	2:00.450	45.037	108.095	36.699	38.714
(69) Denny Fosdick													
1	17:22:29.183	2:04.525	49.002	109.105	36.720	38.803	6	17:32:39.790	2:00.762	45.120	105.718	36.767	38.875
2	17:24:29.217	2:00.034	45.186	109.398	36.617	38.231	7	17:34:40.874	2:01.084	44.886	108.238	37.398	38.800
3	17:26:29.268	2:00.051	44.826	108.526	36.615	38.610	8	17:36:42.394	2:01.520	45.899	107.952	37.062	38.559
4	17:28:29.451	2:00.183	44.980	108.238	36.475	38.728	9	17:38:43.566	2:01.172	44.766	107.244	37.428	38.978
5	17:30:30.001	2:00.550	45.248	107.385	36.699	38.603	10	17:40:44.071	2:00.505	44.685	105.855	37.318	38.502
6	17:32:31.003	2:01.002	44.628	97.286	37.521	38.853	11	17:42:44.616	2:00.545	44.964	109.398	36.902	38.679
7	17:34:31.686	2:00.683	45.215	107.385	36.870	38.598	12	17:44:44.709	2:00.093	44.782	108.526	36.791	38.520
8	17:36:32.688	2:01.002	45.246	107.244	36.963	38.793	13	17:46:46.022	2:01.313	44.524	100.889	36.849	39.940
9	17:38:33.093	2:00.405	44.997	106.130	36.774	38.634	(6) Brandon Lewis						
10	17:40:34.544	2:01.451	45.052	97.986	37.537	38.862	1	17:22:33.720	2:07.942	51.368	106.684	37.517	39.057
11	17:42:35.761	2:01.217	45.327	106.545	37.089	38.801	2	17:24:35.705	2:01.985	45.777	106.824	37.246	38.962
12	17:44:36.115	2:00.354	45.074	107.385	36.624	38.656	3	17:26:38.519	2:02.814	46.889	108.815	36.853	39.072
13	17:46:38.834	2:02.719	45.716	107.104	37.042	39.961	4	17:28:39.602	2:01.083	45.133	106.130	37.260	38.690
(7) Joe Moran													
1	17:22:33.248	2:07.717	50.231	108.526	37.726	39.760	5	17:30:40.745	2:01.143	45.394	107.526	37.081	38.668
2	17:24:34.954	2:01.706	45.128	104.102	37.043	39.535	6	17:32:41.280	2:00.535	44.952	107.952	36.873	38.710
3	17:26:37.231	2:02.277	45.691	108.095	37.660	38.926	7	17:34:41.586	2:00.306	44.796	108.670	37.039	38.471
4	17:28:38.329	2:01.098	45.225	107.244	37.224	38.649	8	17:36:43.663	2:02.077	45.800	106.684	37.509	38.768
5	17:30:38.791	2:00.462	44.811	107.526	37.004	38.647	9	17:38:43.771	2:00.108	44.844	106.824	36.853	38.411
6	17:32:39.526	2:00.735	44.781	107.952	37.179	38.775	10	17:40:44.609	2:00.838	45.043	108.815	37.106	38.689
7	17:34:40.602	2:01.076	44.876	107.952	37.408	38.792	11	17:42:45.239	2:00.630	44.997	108.238	36.794	38.839
8	17:36:42.245	2:01.643	45.705	107.810	37.331	38.607	12	17:44:45.634	2:00.395	44.896	107.526	36.933	38.566
9	17:38:43.301	2:01.056	44.694	106.406	37.390	38.972	13	17:46:46.918	2:01.284	45.318	107.526	37.085	38.881
10	17:40:43.940	2:00.639	44.725	107.526	37.156	38.758	(49) Marty Williams						
11	17:42:44.402	2:00.462	44.883	108.095	36.871	38.708	1	17:22:31.381	2:06.140	49.054	104.904	37.400	39.686
12	17:44:44.381	1:59.979	44.691	107.952	36.861	38.427	2	17:24:34.223	2:02.842	45.801	105.445	37.426	39.615
13	17:46:45.154	2:00.773	44.638	108.095	36.820	39.315	3	17:26:38.272	2:04.049	47.408	106.130	37.358	39.283
(2) Lee Douglas													
1	17:22:25.882	2:02.230	47.498	107.526	36.392	38.340	4	17:28:39.398	2:01.126	45.017	103.969	37.080	39.029
2	17:24:26.753	2:00.871	44.846	106.824	37.469	38.556	5	17:30:39.711	2:00.313	44.613	106.130	37.054	38.646
3	17:26:26.251	1:59.498	44.415	109.105	36.364	38.719	6	17:32:40.153	2:00.442	44.764	104.102	37.309	38.369
4	17:28:25.177	1:58.926	44.164	108.670	36.074	38.688	7	17:34:41.334	2:01.181	44.944	106.824	37.503	38.734
5	17:30:26.543	2:01.366	44.117	107.668	36.620	40.629	8	17:36:44.028	2:02.694	45.777	100.764	38.038	38.879
6	17:32:25.994	1:59.451	43.815	108.526	37.269	38.367	9	17:38:44.380	2:00.352	44.948	105.309	36.866	38.538
7	17:34:24.486	1:58.492	43.975	109.251	36.316	38.201	10	17:40:47.397	2:03.017	44.587	105.309	39.574	38.856
(18) Aaron Stein													
11	17:42:47.360	1:59.963	44.433	107.244	36.839		11	17:42:47.360	1:59.963	44.433	107.244	36.839	38.691
12	17:44:47.873	2:00.513	44.662	106.268	37.000	38.851	12	17:44:47.873	2:00.513	44.662	106.268	37.000	38.851
13	17:46:49.853	2:01.980	44.865	106.684	37.725	39.390	13	17:46:49.853	2:01.980	44.865	106.684	37.725	39.390

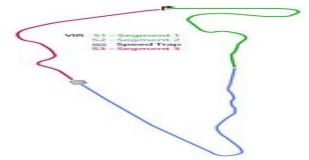
Ellen Lowery, Chief of Timing & Scoring

Orbits

Ken Patterson, Race Director

www.mylaps.com

censed to: Sports Car Club of America



Super Tour Buttonwillow

Group 4 SRF,SRF3

Buttonwillow 2.920 miles

Grp 4 SRF,SRF3 Race 1

4/29/2017 15:00

Race started at 17:20:23




Table with columns: Lap, Time of Day, Lap Tm, S1 Tm, SPd, S2 Tm, S3 Tm, Lap, Time of Day, Lap Tm, S1 Tm, SPd, S2 Tm, S3 Tm. Contains race data for drivers like Michael Boyle, Douglas Stewart, Jerry Aplass, Vince Balch, Tim McMann, Corey Condit, and Mike Miserendino.

Ellen Lowery, Chief of Timing & Scoring
Ken Patterson, Race Director
Orbits

www.mylaps.com

censed to: Sports Car Club of America

Printed: 4/29/2017 5:49:03 PM



Super Tour Buttonwillow


Group 4 SRF,SRF3

Buttonwillow 2.920 miles

Grp 4 SRF,SRF3 Race 1

4/29/2017 15:00

Race started at 17:20:23



Lap	Time of Day	Lap Tm	S1 Tm	SPd	S2 Tm	S3 Tm	Lap	Time of Day	Lap Tm	S1 Tm	SPd	S2 Tm	S3 Tm
3	17:27:09.554	2:06.778	46.834	100.024	39.038	40.906							
4	17:29:16.302	2:06.748	47.063	100.517	38.953	40.732							
5	17:31:22.919	2:06.617	47.008	100.764	38.663	40.946							
6	17:33:29.147	2:06.228	46.791	100.393	38.860	40.577							
7	17:35:35.003	2:05.856	46.765	101.264	38.643	40.448							
8	17:37:40.670	2:05.667	46.562	101.139	38.724	40.381							
9	17:39:47.583	2:06.913	46.668	98.339	39.492	40.753							
10	17:41:58.452	2:10.869	50.555	100.889	39.116	41.198							
11	17:44:06.094	2:07.642	48.156	101.014	38.693	40.793							
12	17:46:12.695	2:06.601	47.511	102.278	38.526	40.564							

(10) Brian Cashion

1	17:22:34.869	2:09.030	51.016	103.969	37.767	40.247
2	17:24:37.001	2:02.132	45.759	104.501	37.491	38.882
3	17:26:41.027	2:04.026	46.300	105.992	38.436	39.290
4	17:28:43.709	2:02.682	45.537	104.102	37.925	39.220
5	17:30:47.076	2:03.367	46.114	105.309	37.535	39.718
6	17:32:48.786	2:01.710	44.923	104.904	37.766	39.021
7	17:34:50.435	2:01.649	44.926	106.545	37.625	39.098
8	17:36:52.206	2:01.771	45.091	106.963	37.413	39.267
9	17:38:37.709	2:45.503	44.795	104.368	37.551	23.157

(9) Mark Ballengee

1	17:22:34.847	2:08.312	51.442	109.398	37.415	39.455
2	17:24:35.079	2:00.232	44.790	109.987	36.070	39.372
3	17:26:35.637	2:00.558	45.637	110.732	35.964	38.957
4	17:28:35.386	1:59.749	45.009	109.691	36.155	38.585
5	17:30:33.548	1:58.162	44.166	108.382	35.999	37.997
6	17:32:34.468	2:00.920	44.107	108.526	36.287	40.526
7	17:34:41.338	2:06.870	46.933	96.028	38.613	41.324

(3) Bruce Richardson

1	17:22:57.818	2:08.794	49.021	100.147	39.216	40.557
---	--------------	-----------------	---------------	----------------	---------------	---------------

Ellen Lowery, Chief of Timing & Scoring

Orbits

Ken Patterson, Race Director

www.mylaps.com

censed to: Sports Car Club of America