

# S2 FINAL QUALIFYING

## Final Qualifying

# 1 S2

Sanction No IDC-07-S  
Heartland Park Topeka  
2.5 Mile Road Course

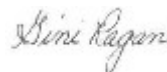
Thursday, October 11, 2007

Ovr	Car				1st Qual.	2nd Qual.	3rd Qual.	4th Qual.
Pos	No.	Driver/Hometown/Div/Region	Sponsor	Make/Model	Fast Lap	Fast Lap	Fast Lap	Fast Lap
1	06	Mark Mercer /Aurora, CO/RM/Colo	Hoosier	Lola 91/90	No Time	1:35.031	1:35.353	1:33.625
2	0	John Fergus II /Powell, OH/GL/OhV	Hoosier/The Fergus Companies	Carbir CS-2	No Time	1:35.117	1:34.414	1:34.676
3	42	Michael Bautz /Machesney Pk, IL/CN/BhV	Hoosier Tire/Artera Racing	Lola T90/90	No Time	1:35.969	1:36.935	1:35.147
4	61	Nick Mancuso /Libertyville, IL/CN/Chi	Lake Forest Sportscars	Lola T90190	No Time	1:36.281	1:35.630	1:35.290
5	54	Mark Hardymon /Delaware, OH/GL/OhV	Hoosier/Elite Fab	Carbir CS-2	1:57.830	1:37.462	1:37.551	1:35.332
6	44	Michael Scully /Calabasas, CA/SP/CSCC	Goodyear/Slingshot	Slingshot DB5-L	No Time	1:36.952	1:39.269	1:35.492
7	72	Jay Messenger /Muleshoe, TX/SW/WTex	Hoosier Racing Tire/Bell Racing	Lola JM08	No Time	1:36.994	1:38.224	1:35.550
8	28	M.Bart Wolf /Elkhart Lake, WI/CN/Milw	Goodyear/Wolf's Motor Car/Arms	Carbir CS2.8	No Time	1:36.870	1:37.031	1:35.666
9	05	Rob Sherwood/Saint Louis, MO/MW/StL	Pace Properties/Swan Racing	Carbir CS2-03	No Time	1:36.789	1:37.500	1:36.006
10	75	David Ferguson /Sunnyvale, CA/NP/SanF	Veracity Racing Data	Van Diemen RFS-03	No Time	1:38.321	1:37.998	1:36.008
11	91	Richard Leslie /Kershaw, SC/NE/NePa	Jim Ballard/Hoosier/Leslie Racing	Carbir CS2	No Time	1:37.211	1:37.561	1:36.178
12	88	Joseph Moran /Laguna Hills, CA/SP/CSCC	Fergus Companies	Carbir cs2	No Time	1:39.009	1:37.856	1:37.767
13	85	Doug Ota /Irvine, CA/SP/CSCC	Moran Motorsports	Swift DB-2	No Time	1:38.692	1:40.015	1:38.061
14	8	Bruce Allison /Calabasas, CA/SP/CSCC	Team Allison Racing/Malibu Export	Lola MS/02 88/90	No Time	1:38.360	No Time	No Time
15	35	Dennis Pavlina /Vancouver, WA/NP/Ore	TMG Northwest/EFM Racing	Van Diemen RFS-97S	No Time	1:38.799	No Time	No Time
16	87	Jay Dunnam III/Carrollton, TX/SW/Tex	MK Ranch/Knight Racing	Swift DB-2	No Time	1:40.014	1:42.961	No Time
17	25	Rick Johnson /Bend, OR/NP/Ore	Krieghoff GSA/Bell Racing/EFM	Van Diemen RFS-02S	No Time	1:43.173	1:43.460	1:40.464
18	23	Vincent Lamanna /Ontario, NY/NE/Fing	PED Racing Products	Tiga/Lincspeed SC80	2:10.057	1:44.144	1:44.183	1:41.372
19	22	Sterling Ellsworth /Santa Barbara, CA/SP/CSCC	That's My Juice	Swift DB5	No Time	1:42.322	1:44.824	1:51.005
20	82	Gary Holcomb /Ontario, CA/SP/CSCC	Midwest Rubber/Ace Calendering	Swift DB2	No Time	1:45.992	1:46.211	1:45.917

Car 87 Loss of time Qualifying 4 per CSA  
@ Over 120% of leader's time

Best time establishes new Runoffs Qualifying Record

Please check correctness of your name, hometown and sponsor.



Gini Ragan

Chief Timing & Scoring

Posted at: 3:30 P.M.

All changes due to Timing/ Scoring by 6:00 PM Thursday.

# S2 FINAL RESULTS

## Final Race

# 1 S2

Sanction No IDC-07-S  
Heartland Park Topeka  
2.5 Mile Road Course

Friday, October 12, 2007

Ovr	Pos	Car	Driver/Hometown/Div/Region	Sponsor	Make/Model	No of Laps	Fastest Lap
	1	0	John Fergus II /Powell, OH/GL/OhV	Hoosier/The Fergus Companies	Carbir CS-2	18	1:34.448
	2	06	Mark Mercer /Aurora, CO/RM/Colo	Hoosier	Lola 91/90	18	1:34.490
	3	61	Nick Mancuso /Libertyville, IL/CN/Chi	Lake Forest Sportscars	Lola T90190	18	1:34.915
	4	42	Michael Bautz /Machesney Pk, IL/CN/BhV	Hoosier Tire/Artera Racing	Lola T90/90	18	1:35.027
	5	72	Jay Messenger /Muleshoe, TX/SW/WTex	Hoosier Racing Tire/Bell Racing	Lola JM08	18	1:36.038
	6	54	Mark Hardymon /Delaware, OH/GL/OhV	Hoosier/Elite Fab	Carbir CS-2	18	1:36.214
	7	28	M.Bart Wolf /Elkhart Lake, WI/CN/Milw	Goodyear/Wolf's Motor Car/Arms Up	Carbir CS2.8	18	1:35.246
	8	05	Rob Sherwood/Saint Louis, MO/MW/StL	Pace Properties/Swan Racing	Carbir CS2-03	18	1:35.607
	9	91	Richard Leslie /Kershaw, SC/NE/NePa	Jim Ballard/Hoosier/Leslie Racing	Carbir CS2	18	1:36.631
	10	44	Michael Scully /Calabasas, CA/SP/CSCC	Goodyear/Slingshot	Slingshot DB5-L	18	1:36.750
	11	88	Joseph Moran /Laguna Hills, CA/SP/CSCC	Fergus Companies	Carbir cs2	18	1:36.899
	12	85	Doug Ota /Irvine, CA/SP/CSCC	Moran Motorsports	Swift DB-2	18	1:39.011
	13	25	Rick Johnson /Bend, OR/NP/Ore	Krieghoff GSA/Bell Racing/EFM	Van Diemen RFS-02S	18	1:39.831
	14	23	Vincent Lamanna /Ontario, NY/NE/Fing	PED Racing Products	Tiga/Lincspeed SC80	17	1:39.784
	15	87	Jay Dunnam III/Carrollton, TX/SW/Tex	MK Ranch/Knight Racing	Swift DB-2	17	1:39.721
	16	22	Sterling Ellsworth /Santa Barbara, CA/SP/CSCC	That's My Juice	Swift DB5	17	1:41.714
	17	82	Gary Holcomb /Ontario, CA/SP/CSCC	Midwest Rubber/Ace Calendering Ent	Swift DB2	16	1:45.351
DNF	75		David Ferguson /Sunnyvale, CA/NP/SanF	Veracity Racing Data	Van Diemen RFS-03	* 6	1:36.889
DNF	8		Bruce Allison /Calabasas, CA/SP/CSCC	Team Allison Racing/Malibu Export	Lola MS/02 88/90	* 4	1:38.426
DNS	35		Dennis Pavlina /Vancouver, WA/NP/Ore	TMG Northwest/EFM Racing	Van Diemen RFS-97S		No Time

Number of Starters: 19  
Number of Finishers: 17  
O/A Time of Race: 28 m44.017 Sec

**Lap leaders:** Best time establishes new RunoffsRace Record  
0:1-3 06:4-12/ 61:13-17/ 0:18 \* Not Running at the Finish

Length of Race: 45 Miles  
Margin of victory: -07.951 93.967 MPH Average Lap Speed  
Fastest Race Lap:1:34.448 by John Fergus II in Car # 0  
Sunoco Hard Chard Charger: #25 Rick Johnson +4

*Gini Ragan*  
Gini Ragan  
Chief Timing & Scoring

Posted at: 7:10 P.M.

# S2 LAP CHART

**1**  
**S2**

## Chart

Sanction: IDC-07-S  
Heartland Park Topeka  
2.5 Mile Road Course

Friday, October 12, 2007

Pos	LAPS																	
	1	2	3	4	5	6	7	8	9	10	11	12	13	14	15	16	17	18
1	0	0	0	06	06	06	06	06	06	06	06	06	61	61	61	61	61	0
2	06	06	06	0	0	0	0	0	61	61	61	61	06	0	0	0	0	06
3	61	61	61	61	61	61	61	61	0	0	0	0	0	06	06	06	06	61
4	42	42	42	42	42	42	42	42	42	42	42	42	42	42	42	42	42	42
5	54	54	54	54	54	54	72	72	72	72	72	72	72	72	72	72	72	72
6	72	72	72	72	72	72	54	54	54	54	54	54	54	54	54	54	54	54
7	44	75	75	75	75	75	44	28	28	28	28	28	28	28	28	28	28	28
8	75	44	44	44	44	44	28	44	05	05	05	05	05	05	05	05	05	05
9	28	28	28	28	28	28	05	05	44	44	44	44	44	44	44	44	44	91
10	05	05	05	05	05	05	91	91	91	91	91	91	91	91	91	91	91	44
11	91	91	91	91	91	91	88	88	88	88	88	88	88	88	88	88	88	88
12	88	88	88	88	88	88	85	85	85	85	85	85	85	85	85	85	85	85
13	25	25	25	8	25	85	25	25	25	25	25	25	25	25	25	25	25	25
14	85	85	8	25	85	25	23	23	23	23	23	23	23	23	23	23	23	23
15	8	8	85	85	23	23	87	87	87	87	87	87	87	87	87	87	87	87
16	23	23	23	23	87	87	22	22	22	22	22	22	22	22	22	22	22	22
17	87	87	87	87	22	22	82	82	82	82	82	82	82	82	82	82	82	82
18	22	22	22	22	82	82												
19	82	82	82	82														
20																		

# GTL FINAL QUALIFYING

## Final Qualifying

## 2 GTL

Sanction No IDC-07-S  
Heartland Park Topeka  
2.5 Mile Road Course

Thursday, October 11, 2007

Ovr	Car				1st Qual.	2nd Qual.	3rd Qual.	4th Qual.
Pos	No.	Driver/Hometown/Div/Region	Sponsor	Make/Model	Fast Lap	Fast Lap	Fast Lap	Fast Lap
1	24	Joe Kristensen /London, ON/NE/WNY	Kristensen Auto Dev	Acura Integra	1:46.022	No Time	1:45.360	1:47.826
2	18	Christopher Bovis /Lawrence, KS/MW/Kan	Goodyear/Honda	Honda CRX	1:45.922	1:46.199	1:45.718	1:50.232
3	45	Peter Zekert /Maryland Heights, MO/MW/StLBOOBLE/RedLine/Goodyear		Nissan 200SX	1:46.963	1:47.793	1:46.954	1:49.047
4	04	Mike Alexander /Winthrop Harbor, IL/CN/Milw	Nissan/uline shippings/Hoosier tir	Nissan Sentra b15	1:49.645	1:51.703	1:48.915	1:51.202
5	87	William Pintaric Jr /Youngstown, OH/NE/MahVWRP Investments/Kryderacing		Nissan 200sx	1:49.002	No Time	1:50.144	1:49.637
6	15	Howard Gerstein /Lancaster, PA/NE/Phil	Diamantoni Family Practice	Mazda Miata	1:51.493	1:52.552	1:50.201	1:49.330
7	6	Lans Stout /Cornelius, OR/NP/Ore	Nissan/Goodyear/FMR	Nissan Sentra	1:49.341	1:50.970	No Time	1:50.755
8	64	William Gilcrease /Costa Mesa, CA/SP/CSCC	MINCOMP/Team Mini Mania/Redl	BMC Mini	1:49.614	1:51.583	1:57.750	1:50.962
9	88	Jim Hargrove /Surrey, BC/NP/Ore	RaceEnergy/Analytic Systems	Honda Civic	9:19.501	1:52.035	1:50.608	1:50.104
10	37	R. Keith Maloney /Parsons, KS/MW/OzMt	Finley-Maloney Real Estate & Ins.	Honda CRX	1:50.240	1:50.787	1:51.378	No Time
11	33	Kirk Olson /Lakewood, CO/RM/Colo	racegearbox.com	Honda CRX	No Time	1:51.015	1:54.592	1:58.687
12	2	William Partridge /Mooreville, IN/GL/Indy	Nissan/Goodyear/LLaughlins	Nissan Sentra	1:52.203	1:55.415	1:54.223	1:51.412
13	63	Brad Lewis /Saint Louis, MO/MW/StL		Nissan 1200	1:51.858	1:55.305	2:22.076	1:51.727
14	78	Mark Ward /Loxahatchee, FL/SE/Fla	TRD/Goodyear/Redline/Road-n-	Toyota Paseo	No Time	No Time	1:52.293	1:53.686
15	70	Mark Connolly /South Park, PA/NE/StCt	McB Autosport/Coleman Financial	Honda CRX	1:52.393	1:53.778	1:54.009	1:53.338
16	96	William Davidson /Dexter, MI/GL/OhV	Labatts & Cheezits/Goodyear/DM	Ford Fiesta	1:52.780	No Time	1:53.910	1:53.242
17	43	R. Britton Brown /Kansas City, MO/MW/KC	Performance Racing Associates	Nissan Sentra B13	1:53.060	No Time	1:55.570	1:54.850
18	95	Roy Lopshire Jr /Blue Springs, MO/MW/KC	Williams Racing Developments/TRT	Toyota TERCEL	1:53.080	1:56.682	1:55.098	1:54.599
19	86	David Patten /Dunbarton, NH/NE/NEng	A Patten Machine Co & Dennis	R Nissan 1200	1:54.552	1:55.758	1:53.896	No Time
20	72	Peter Shadowen /Loxahatchee, FL/SE/Fla	Road N Race/Goodyear/RedLine	Honda CRX-Si	No Time	No Time	1:55.168	1:54.776
21	60	Joel Hipp /Norwalk, OH/GL/NeOh		Austin Mini	1:55.594	1:58.213	1:57.033	1:55.127
22	11	Paul Jensen /Colorado Springs, CO/RM/Con	PIKES PEAK MOTORSPORTS	Nissan 1200	2:06.087	1:58.934	1:57.252	1:55.205
23	49	Ted Phenix /Kirkland, QC/NE/Glen	GNA Alutech Inc.	Austin Mini Cooper S	1:55.446	1:55.279	2:02.619	2:02.037
24	44	Bryan Floyd /Cincinnati, OH/GL/Cinc	Save the Animals Foundation	Nissan Sentra	2:12.171	2:02.173	1:59.990	1:56.005
25	77	Daniel Hall /Portland, OR/NP/Ore	Dan Hall & Auto Machine Shop	Nissan 200sx	1:59.276	1:57.917	2:01.507	No Time
26	29	Matthew Foley /Spartanburg, SC/SE/CCar	Comrad Zekert's Foster Car	Nissan 200SX	No Time	No Time	1:58.031	1:59.146
27	19	Ben Dewitt /Pueblo, CO/RM/PnAm	OSO Press LLC/Nissan	Nissan 200sx	1:58.921	No Time	2:01.199	No Time
28	10	Debra LaFond /Eastlake, OH/GL/NeOh	Carbotech/Holliday Canopies	Honda Civic	No Time	No Time	2:07.862	2:07.200@
29	1	Jim Dentici /Oconomowoc, WI/CN/Milw	Raglin Racing/JDM Group/RedLine	Honda CRX si	No Time	No Time	No Time	No Time
30	23	James Burke /Suwanee, GA/SE/Atl	Moton/Goodyear/Redline/PFM	Nissan Sentra SE-R	No Time	No Time	No Time	No Time

Car 19 Loss of time Qualifying 2 per CSA - Non- Compliance

Car 24 Loss of time Qualifying 2 per CSA - Non-Compliant


Car43 Loss of time Qualifying 2 per CSA - Non-Compliant

@ Over 120% of leader's time

Please check correctness of your name, hometown and sponsor.

Best time establishes new Runoffs Qualifying Record

All changes due to Timing/ Scoring by 6:00 PM Thursday.



Gini Ragan

Chief Timing & Scoring

Posted at: 9:45 A.M.

# GTL FINAL RESULTS

## Final Race

## 2 GTL

Sanction No IDC-07-S  
Heartland Park Topeka  
2.5 Mile Road Course

Friday, October 12, 2007

Ovr	Pos	Car	Driver/Hometown/Div/Region	Sponsor	Make/Model	No of Laps	Fastest Lap
	1	18	Christopher Bovis /Lawrence, KS/MW/Kan	Goodyear/Honda	Honda CRX	18	1:44.812
	2	24	Joe Kristensen /London, ON/NE/WNY	Kristensen Auto Dev	Acura Integra	18	1:44.899
	3	45	Peter Zekert /Maryland Heights, MO/MW/StL	BOOBLE/RedLine/Goodyear	Nissan 200SX	18	1:45.354
	4	1	Jim Dentici /Oconomowoc, WI/CN/Milw	Raglin Racing/JDM Group/RedLine	Honda CRX si	18	1:47.310
	5	87	William Pintaric Jr /Youngstown, OH/NE/MahV	WRP Investments/Kryderacing	Nissan 200sx	18	1:48.894
	6	04	Mike Alexander /Winthrop Harbor, IL/CN/Milw	Nissan/uline shippings/Hoosier tire	Nissan Sentra b15	18	1:49.284
	7	37	R. Keith Maloney /Parsons, KS/MW/OzMt	Finley-Maloney Real Estate & Ins.	Honda CRX	18	1:48.137
	8	64	William Gilcrease /Costa Mesa, CA/SP/CSCC	MINCOMP/Team Mini Mania/Redline	BMC Mini	18	1:48.726
	9	78	Mark Ward /Loxahatchee, FL/SE/Fla	TRD/Goodyear/Redline/Road-n-Race	Toyota Paseo	18	1:48.775
	10	72	Peter Shadowen /Loxahatchee, FL/SE/Fla	Road N Race/Goodyear/RedLine	Honda CRX-Si	18	1:48.770
	11	63	Brad Lewis /Saint Louis, MO/MW/StL		Nissan 1200	18	1:48.544
	12	88	Jim Hargrove /Surrey, BC/NP/Ore	RaceEnergy/Analytic Systems	Honda Civic	17	1:50.534
	13	70	Mark Connolly /South Park, PA/NE/StCt	McB Autosport/Coleman Financial	Honda CRX	17	1:50.402
	14	96	William Davidson /Dexter, MI/GL/OhV	Labatts & Cheezits/Goodyear/DME	Ford Fiesta	17	1:49.962
	15	60	Joel Hipp /Norwalk, OH/GL/NeOh		Austin Mini	17	1:52.666
	16	29	Matthew Foley /Spartanburg, SC/SE/CCar	Comrad Zekert's Foster Car Program	Nissan 200SX	17	1:52.707
	17	49	Ted Phenix /Kirkland, QC/NE/Glen	GNA Alutech Inc.	Austin Mini Cooper S	17	1:53.073
	18	95	Roy Lopshire Jr /Blue Springs, MO/MW/KC	Williams Racing Developments/TRD	Toyota TERCEL	17	1:54.059
	19	43	R. Britton Brown /Kansas City, MO/MW/KC	Performance Racing Associates	Nissan Sentra B13	17	1:53.042
	20	44	Bryan Floyd /Cincinnati, OH/GL/Cinc	Save the Animals Foundation	Nissan Sentra	17	1:54.205
	21	19	Ben Dewitt /Pueblo, CO/RM/PnAm	OSO Press LLC/Nissan	Nissan 200sx	16	2:00.880
	22	10	Debra LaFond /Eastlake, OH/GL/NeOh	Carbotech/Holiday Canopies	Honda Civic	16	2:03.262
	23	6	Lans Stout /Cornelius, OR/NP/Ore	Nissan/Goodyear/FMR	Nissan Sentra	* 15	1:48.698
	24	11	Paul Jensen /Colorado Springs, CO/RM/ConD	PIKES PEAK MOTORSPORTS	Nissan 1200	* 13	1:56.136
	25	2	William Partridge /Mooresville, IN/GL/Indy	Nissan/Goodyear/Laughlins Menswear	Nissan Sentra	* 11	1:49.918
	26	77	Daniel Hall /Portland, OR/NP/Ore	Dan Hall & Auto Machine Shop	Nissan 200sx	* 11	1:54.201
DNF	86		David Patten /Dunbarton, NH/NE/NEng	A Patten Machine Co & Dennis Racine	Nissan 1200	* 6	1:52.127
DNF	15		Howard Gerstein /Lancaster, PA/NE/Phil	Diamantoni Family Practice	Mazda Miata	* 1	1:55.035
DNF	33		Kirk Olson /Lakewood, CO/RM/Colo	racegearbox.com	Honda CRX	* 0	
DNS	23		James Burke /Suwanee, GA/SE/Atl	Moton/Goodyear/Redline/PFM	Nissan Sentra SE-R		No Time

Number of Starters: 29  
Number of Finishers: 26  
O/A Time of Race: 32 m 2.551 Sec

**Lap leaders:**  
18:1-18

Best time establishes new Runoffs Race Record  
\* Not Running at the Finish

Length of Race: 45 Miles  
Margin of victory: -00.661 sec      84.263 MPH Average Lap Speed  
Fastest Race Lap: 1:44.812 by Christopher Bovis in Car # 18  
Sunoco Hard Charger: #1 Jim Dentici +25

  
Gini Ragan  
Chief Timing & Scoring

Posted at:6:07 P.M.

# GTL LAP CHART

# 2 GTL

## Chart

Sanction: IDC-07-S  
Heartland Park Topeka  
2.5 Mile Road Course

Friday, October 12, 2007

Pos	LAPS																	
	1	2	3	4	5	6	7	8	9	10	11	12	13	14	15	16	17	18
1	18	18	18	18	18	18	18	18	18	18	18	18	18	18	18	18	18	18
2	24	24	45	45	45	45	45	24	24	24	24	24	24	24	24	24	24	24
3	45	45	24	24	24	24	24	45	45	45	45	45	45	45	45	45	45	45
4	87	87	87	87	87	87	1	1	1	1	1	1	1	1	1	1	1	1
5	04	04	04	04	04	1	87	87	87	87	87	87	87	87	87	87	87	87
6	6	6	6	6	6	04	04	04	04	04	04	04	04	04	04	04	04	04
7	15	64	64	64	1	6	6	6	6	6	6	6	6	6	6	37	37	37
8	64	88	78	1	64	64	64	64	64	64	64	64	64	37	37	64	64	64
9	88	78	1	78	78	78	78	78	78	37	37	37	37	64	64	78	78	78
10	37	37	88	37	37	37	37	37	37	78	78	78	78	78	78	72	72	72
11	78	1	37	88	88	72	72	72	72	72	72	72	72	72	72	63	63	63
12	2	2	2	72	72	88	63	63	63	63	63	63	63	63	63	88	88	
13	63	63	72	2	63	63	88	88	2	2	2	88	88	88	88	70	70	
14	70	72	63	63	2	2	2	2	88	88	88	70	70	70	70	96	96	
15	1	86	86	96	70	70	70	70	70	70	70	43	96	96	96	60	60	
16	86	70	70	86	86	86	43	43	43	43	43	60	60	60	60	29	29	
17	72	60	96	70	60	43	60	60	60	60	60	96	29	29	29	49	49	
18	60	43	60	60	43	60	95	95	96	96	96	29	49	49	49	95	95	
19	43	95	43	43	95	95	29	29	29	29	29	49	95	95	95	43	43	
20	95	96	95	95	29	29	96	96	95	95	49	95	43	43	43	44	44	
21	29	29	29	29	44	49	49	49	49	49	95	44	44	44	44	19		
22	96	11	11	11	11	96	44	44	77	77	77	11	11P	19	19	10		
23	11	44	44	44	49	44	77	77	44	44	44	19	19	10	10			
24	44	49	49	49	77	11	11	11	11	11	11	10	10					
25	49	77	77	77	96	77	19	19	19	19	19							
26	77	19	19	19	19	19	10	10	10	10	10							
27	19	10	10	10	10	10												
28	10																	
29																		
30																		

# SSC FINAL QUALIFYING

## Final Qualifying

## 3 SSC

Sanction No IDC-07-S  
Heartland Park Topeka  
2.5 Mile Road Course

Thursday, October 11, 2007

Ovr	Car				1st Qual.	2nd Qual.	3rd Qual.	4th Qual.
Pos	No.	Driver/Hometown/Div/Region	Sponsor	Make/Model	Fast Lap	Fast Lap	Fast Lap	Fast Lap
1	81	Joel Lipperini /Pittston, PA/NE/NePa	Hankook Tire/RaceShopper.com	99 Honda Civic Si	1:56.307	1:54.958	1:54.705	1:54.459
2	32	John Heinricy /Royal Oak, MI/NE/Phil	Phoenix Performance/Hoosier	06 Chevrolet Cobalt SS	1:55.578	1:55.257	1:55.345	1:54.639
3	36	Joseph McClughan /New Braunfels,	mcclughan racing ent/mazdas	05 Mazda Mazda 3	1:55.910	1:55.634	1:55.566	1:55.296
4	18	Mark McCaughey /Sarasota, FL/SE/CFIa	McCaugheyRacing.com/Toyota/TRD03	Toyota Celica GT	1:59.739	1:58.700	1:56.477	1:55.438
5	14	Ali Naimi /San Jose, CA/NP/Ore	OffLineRacing.com/Kumho/Mazda04	Mazda 3	1:58.135	1:58.122	1:56.518	1:55.797
6	8	Luke Russell /Fort Myers, FL/SE/CFIa	Urban8Designs.com/FitWholesale.00	Honda Civic Si	1:58.409	1:57.520	1:57.762	1:56.491
7	40	Jeff Jensen /Monument, CO/RM/ConD	Pikes Peak Motorsports/Hoosier	05 Mazda 3	1:58.738	1:58.407	1:58.417	1:56.697
8	65	Brian Husting /Irvine, CA/SP/CSCC	Husting Racing	00 Honda Civic Si	1:59.519	1:58.827	1:58.458	1:56.972
9	70	Samuel Ryan /White Haven, PA/NE/NePa	Hankook/KidRacer/Carbotech	99 Honda Civic Si	1:58.336	1:58.433	1:57.286	1:57.001
10	22	Tim Myers /Marietta, GA/SE/Atl	Kumho Tires/Alan Cox Automotive04	Mazda 3	1:58.825	1:58.682	1:57.914	1:57.162
11	71	Larry Dulude /Washington Depot, CT/NE/NEng	Kumho Tires/Driving Impress	00 Honda Civic Si	2:00.190	1:59.090	1:57.733	1:57.203
12	31	John Saucier /Oklahoma City, OK/MW/Okla	Mazdaspeed/Kumho/RedLine/	05 Mazda 3	2:17.735	1:59.269	1:58.366	1:57.318
13	94	Brian Peele /Huntsville, AL/SE/TnnV		05 Toyota Corolla XRS	1:58.646	No Time	No Time	1:57.729
14	3	Richard Clarke /Austin, TX/MW/NeOk	McClughan Racing Mazda	04 Mazda 3	1:59.709	1:58.687	1:59.468	1:57.746
15	59	Gino Carini /Fox Point, WI/CN/Milw	MPI Pro/Palermo's Pizza/Hoosier	04 Mazda 3	2:01.855	2:02.411	2:00.160	1:58.601
16	47	Brad Davis /Summerville, SC/SE/SCar	Kumho Tires/Counterfeit Mini.com00	Honda Civic Si	2:00.695	2:01.109	1:59.517	No Time
17	38	James Place /San Antonio, TX/SW/Almo		05 Mazda 3	1:59.627	1:59.827	No Time	No Time
19	5	Steven Christopher /Olathe, KS/MW/KC	Frank Ancona Honda-Parental	99 Honda Civic Si	2:02.120	2:02.206	2:01.238	2:00.458
20	43	Brian Bogert /Schnecksville, PA/NE/NePa		02 Dodge Neon	2:06.803	2:04.507	2:04.979	2:02.443
21	04	Guy Pavageau /Columbia, MD/NE/WDC	Alzheimer's Research	06 Chevrolet Cobalt SS	No Time	No Time	No Time	No Time

Cars 7, 18, 38, 65 & 59 Loss of time Qualifying 2 per CSA - Fuel

Car 32 Loss of Fastest Lap per CSA - Paddock speeding

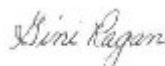
Car 47 Loss of time Qualifying 4 per CSA

@ Over 120% of leader's time

Please check correctness of your name, hometown and sponsor.

Best time establishes new Runoffs Qualifying Record

All changes due to Timing/ Scoring by 6:00 PM Thursday.

  
Gini Ragan  
Chief Timing & Scoring  
Posted at: 3:30 P.M.

# SSC FINAL RESULTS

## Final Race

## 3 SSC

Sanction No IDC-07-S  
Heartland Park Topeka  
2.5 Mile Road Course

Friday, October 12, 2007

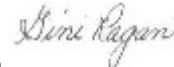
Ovr	Pos	Car	Driver/Hometown/Div/Region	Sponsor	Make/Model	No of Laps	Fastest Lap
	1	32	John Heinricy /Royal Oak, MI/NE/Phil	Phoenix Performance/Hoosier	06 Chevrolet Cobalt SS	18	1:54.901
	2	81	Joel Lipperini /Pittston, PA/NE/NePa	Hankook Tire/RaceShopper.com	99 Honda Civic Si	18	1:54.984
	3	36	Joseph McClughan /New Braunfels, TX/SW/Hous	Mazdas/Hankook Tires/MazdaSpeed	05 Mazda Mazda 3	18	1:55.622
	4	14	Ali Naimi /San Jose, CA/NP/Ore	OffLineRacing.com/Kumho/Mazda	04 Mazda 3	18	1:56.699
	5	8	Luke Russell /Fort Myers, FL/SE/CFla	Urban8Designs.com/FitWholesale.com	00 Honda Civic Si	18	1:57.037
	6	18	Mark McCaughey /Sarasota, FL/SE/CFla	McCaugheyRacing.com/Toyota/TRD	03 Toyota Celica GT	18	1:56.897
	7	70	Samuel Ryan /White Haven, PA/NE/NePa	Hankook/KidRacer/Carbotech	99 Honda Civic Si	18	1:57.299
	8	31	John Saucier /Oklahoma City, OK/MW/Okla	Mazdaspeed/Kumho/RedLine/	05 Mazda 3	18	1:57.390
	9	65	Brian Husting /Irvine, CA/SP/CSCC	Husting Racing	00 Honda Civic Si	18	1:57.674
	10	40	Jeff Jensen /Monument, CO/RM/ConD	Pikes Peak Motorsports/Hoosier	05 Mazda 3	18	1:57.963
	11	3	Richard Clarke /Austin, TX/MW/NeOk	McClughan Racing Mazda	04 Mazda 3	18	1:58.586
	12	47	Brad Davis /Summerville, SC/SE/SCar	Kumho Tires/Counterfeit Mini.com	00 Honda Civic Si	18	1:58.967
	13	38	James Place /San Antonio, TX/SW/Almo		05 Mazda 3	18	1:57.988
	14	7	William Hagerty /Escondido, CA/SP/SanD	Hoosier Tire/GeMini Consulting	00 Honda Civic Si	18	1:59.262
	15	5	Steven Christopher /Olathe, KS/MW/KC	Frank Ancona Honda-Parental Control	99 Honda Civic Si	17	2:02.561
	16	43	Brian Bogert /Schnecksville, PA/NE/NePa		02 Dodge Neon	17	2:02.173
	17	22	Tim Myers /Marietta, GA/SE/Atl	Kumho Tires/Alan Cox Automotive	04 Mazda 3	*	12 1:57.482
	18	94	Brian Peele /Huntsville, AL/SE/TnnV	Pecan Lane Farm/Van Cleef Racing	05 Toyota Corolla XRS	*	10 1:56.754
DNF	71		Larry Dulude /Washington Depot, CT/NE/NEng	Kumho Tires/Driving Impressions/Ign	00 Honda Civic Si	*	0
DNF	59		Gino Carini /Fox Point, WI/CN/Milw	MPI Pro/Palermo's Pizza/Hoosier	04 Mazda 3	*	0
DNS	04		Guy Pavageau /Columbia, MD/NE/WDC	Alzheimer's Research	06 Chevrolet Cobalt SS		No Time

Number of Starters: 20  
Number of Finishers: 18  
O/A Time of Race: 34 m 48.686 Sec

Length of Race: 45 Miles  
Margin of victory: -00.922 Sec      77.561 MPH Average Lap Speed  
Fastest Race Lap: 1:54.901 by John Heinricy in Car # 32  
Sunoco Hard Charger: #31 John Saucier +4

**Lap leaders:**  
81:1-7 32:8-18

Best time establishes new Runoffs Race Record  
\* Not Running at the Finish



Gini Ragan  
Chief Timing & Scoring

Posted at: 4:36 P.M.



# SSC LAP CHART

## 3 SSC

## Chart

Sanction: IDC-07-S  
Heartland Park Topeka  
2.5 Mile Road Course

Friday, October 12, 2007

Pos	LAPS																	
	1	2	3	4	5	6	7	8	9	10	11	12	13	14	15	16	17	18
1	81	81	81	81	81	81	81	32	32	32	32	32	32	32	32	32	32	32
2	32	32	32	32	32	32	32	81	81	81	81	81	81	81	81	81	81	81
3	36	36	36	36	36	36	36	36	36	36	36	36	36	36	36	36	36	36
4	18	18	18	8	8	8	14	14	14	14	14	14	14	14	14	14	14	14
5	8	8	8	18	18	14	8	8	8	8	8	8	8	8	8	8	8	8
6	14	14	14	14	14	18	18	18	18	18	18	18	18	18	18	18	18	18
7	65	40	40	70	70	70	70	70	70	70	70	70	70	70	70	70	70	70
8	40	65	70	40	40	40	40	94	94	94	22	22	31	31	31	31	31	31
9	70	70	65	65	31	31	94	40	31	31	31	31	65	65	65	65	65	65
10	31	31	31	94	65	94	31	31	40	22	40	40	40	40	40	40	40	40
11	22	22	94	31	22	22	22	22	22	40	65	65	3	3	3	3	3	3
12	94	94	22	22	94	65	65	65	65	65	3	3	38	38	38	38	47	47
13	3	3	3	3	3	3	3	3	3	3	38	38	47	47	47	47	38	38
14	38	38	38	38	38	38	38	38	38	38	47	47	7	7	7	7	7	7
15	7	7	7	7	47	47	47	47	47	47	7	7	5	5	5	5	5	5
16	5	47	47	47	7	7	7	7	7	7	5	5	43	43	43	43	43	43
17	47	5	5	5	5	5	5	5	5	5	43	43						
18	43	43	43	43	43	43	43	43	43	43								
19																		
20																		
21																		

# HP FINAL QUALIFYING

## Final Qualifying

# 4 HP

Sanction No IDC-07-S  
Heartland Park Topeka  
2.5 Mile Road Course

Thursday, October 11, 2007

Ovr Pos	Car No.	Driver/Hometown/Div/Region	Sponsor	Make/Model	1st Qual. Fast Lap	2nd Qual. Fast Lap	3rd Qual. Fast Lap	4th Qual. Fast Lap
1	71	Tom Feller /Atlanta, GA/GL/Det	G'year/R'line/BrinksMach/WMI/DJ	69 Triumph Spitfire	1:50.955	1:48.354	1:49.198	1:48.677
2	4	Ron Bartell /Madbury, NH/NE/NEng	Hoosier/Valvoline Oil	62 MG midget	1:53.367	1:52.800	1:49.545	1:49.757
3	31	Brian Linn /Hermosa Beach, CA/RM/ConD	Hoosier/RedLine Oil	72 MG Midget	1:50.337	No Time	1:50.507	No Time
4	28	Don Barrack /Waterloo, SC/SE/CCar	Podium Performance/Goodyear	75 Volkswagen Scirocco	1:55.059	1:53.285	1:50.943	1:52.907
5	75	Loren Moore /Springfield, MO/MW/OzMt		70 MG Midget	1:53.284	1:53.590	1:51.544	1:51.171
6	05	Christopher Crisenbery /Parma, MI/GL/WMch	Goodyear/RedLine/Rascal Racing	69 Triumph Spitfire	1:54.427	1:51.895	No Time	1:55.072
7	34	John Salisbury /Gurnee, IL/CN/BhV		62 Austin Healey Sprite	1:56.671	1:54.275	1:53.342	1:52.313
8	33	Andrew Wright /Murfreesboro, TN/MW/StL	Hoosier/RedLine	59 Austin Healey Sprite mk1	1:57.631	1:56.118	1:52.598	1:56.123
9	22	Matthew Brannon /Columbus, OH/GL/OhV	www.midwest-x19.com	80 Bertone X1/9	No Time	No Time	1:55.585	1:52.806
10	9	Thomas Broring /Derwood, MD/NE/WDC	Blue Crab Racing/Mountjoys	07 Triumph Spitfire	No Time	1:59.007	1:54.602	1:52.884
11	64	Dan Meller /Milwaukee, WI/CN/Milw	Active Performance Cooling	71 Nissan 510	5:11.070	No Time	1:53.474	1:53.307
12	43	Kris Larsen /Kewaunee, WI/CN/Milw		68 Austin Healey Sprite	1:58.871	1:58.111	1:54.041	1:53.725
13	81	Jerry Oleson /Aurora, CO/RM/Colo	Needed	62 Austin Healey Sprite	1:56.035	1:54.099	1:53.730	No Time
14	37	Joel McGinley /Merritt Island, FL/SE/CFla	Jane/my wonderful wife!	61 Austin Healey Sprite MK2	2:00.869	6:53.106	1:54.337	1:53.874
15	25	Mark Weber /Saint Louis, MO/MW/StL	Goodyear/RedLine/ESCP	63 Austin Healey Sprite	2:03.657	1:56.930	1:55.615	1:55.037
16	39	Robert Bax /Cincinnati, OH/GL/Cinc	Donate @ www.STAF.org	71 MG Midget	2:02.851	5:39.922	1:57.089	1:55.282
17	32	Mike Cummings /Martinez, CA/NP/SanF	RedLine/DDM Cyl. Head	64 Austin Healey Sprite	2:03.848	1:58.739	1:56.607	1:55.568
18	27	Bob Eichelberger /Imperial, MO/MW/StL	Goodyear/RedLine/ESCP	72 MG Midget	2:03.168	2:01.164	1:56.142	1:55.598
19	8	Aaron Johnson /Bloomington, IL/MW/SIll	Detroitdno.com/ReK	78 Triumph Spitfire	2:04.434	2:00.062	2:00.450	1:56.297
20	76	Gregg Ten Eyck /Boulder, CO/RM/Colo	Rallye/Sport	70 Nissan 510	No Time	2:01.247	1:59.638	1:56.957
21	90	Robert Horrell Jr /Memphis, TN/MW/MidS	Horrell Group Architects	61 Austin Healey Sprite	2:11.489	No Time	2:06.719	2:02.264
22	82	Andrew Aldred /East Troy, WI/CN/Milw	Goodyear/Valvoline	80 Volkswagen Scirocco	2:11.944	2:06.071	2:05.790	2:05.218
23	99	Jonathan Becker /Martinez, CA/NP/SanF	Mini Part/Captn Mikee	67 Mini Cooper S	2:27.560	2:13.811	2:08.558	2:05.685
24	44	Dwight Aldred /Sarasota, FL/SE/CFla	Social Security	80 Volkswagen Cab	2:26.149	No Time	No Time	No Time
25	66	Richard May /Zirconia, NC/SE/CCar	360 Digital Media/Acme Speed Sh	59 Austin Healey Sprite	No Time	No Time	No Time	No Time

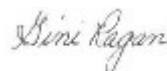
Car 76 Loss of time Qualifying 1 per CSA - Non-Compliant

Car 05 Loss of time Qualifying 1 per CSA - Non-Compliant

@ Over 120% of leader's time

Please check correctness of your name, hometown and sponsor.

Best time establishes new Runoffs Qualifying Record



Gini Ragan

Chief Timing & Scoring

Posted at: 3:30 P.M..

All changes due to Timing/ Scoring by 6:00 PM Thursday.

# HP FINAL RESULTS

## Final Race

# 4 HP

Sanction No IDC-07-S  
Heartland Park Topeka  
2.5 Mile Road Course

Friday, October 12, 2007

Ovr Pos	Car	Driver/Hometown/Div/Region	Sponsor	Make/Model	No of Laps	Fastest Lap
1	71	Tom Feller /Atlanta, GA/GL/Det	G'year/R'line/BrinksMach/WMI/DJRace	69 Triumph Spitfire	18	1:48.596
2	31	Brian Linn /Hermosa Beach, CA/RM/ConD	Hoosier/RedLine Oil	72 MG Midget	18	1:47.825
3	4	Ron Bartell /Madbury, NH/NE/NEng	Hoosier/Valvoline Oil	62 MG midget	18	1:51.161
4	75	Loren Moore /Springfield, MO/MW/OzMt		70 MG Midget	18	1:51.711
5	22	Matthew Brannon /Columbus, OH/GL/OhV	www.midwest-x19.com	80 Bertone X1/9	18	1:52.135
6	37	Joel McGinley /Merritt Island, FL/SE/CFIa	Jane/my wonderful wife!	61 Austin Healey Sprite MK I	18	1:54.545
7	64	Dan Meller /Milwaukee, WI/CN/Milw	Active Performance Cooling	71 Nissan 510	18	1:54.002
8	34	John Salisbury /Gurnee, IL/CN/BhV		62 Austin Healey Sprite	18	1:54.331
9	25	Mark Weber /Saint Louis, MO/MW/StL	Goodyear/RedLine/ESCP	63 Austin Healey Sprite	18	1:55.024
10	27	Bob Eichelberger /Imperial, MO/MW/StL	Goodyear/RedLine/ESCP	72 MG Midget	18	1:55.024
11	32	Mike Cummings /Martinez, CA/NP/SanF	RedLine/DDM Cyl. Head	64 Austin Healey Sprite	18	1:54.601
12	81	Jerry Oleson /Aurora, CO/RM/Colo	Needed	62 Austin Healey Sprite	17	1:55.009
13	9	Thomas Broring /Derwood, MD/NE/WDC	Blue Crab Racing/Mountjoys Autoshop	07 Triumph Spitfire	17	1:54.790
14	76	Gregg Ten Eyck /Boulder, CO/RM/Colo	Rallye/Sport	70 Nissan 510	17	1:58.326
15	39	Robert Bax /Cincinnati, OH/GL/Cinc	Donate @ www.STAF.org	71 MG Midget	17	2:00.023
16	33	Andrew Wright /Murfreesboro, TN/MW/StL	Hoosier/RedLine	59 Austin Healey Sprite mk 1	17	1:54.622
17	82	Andrew Aldred /East Troy, WI/CN/Milw	Goodyear/Valvoline	80 Volkswagen Scirocco	17	1:57.431
18	99	Jonathan Becker /Martinez, CA/NP/SanF	Mini Part/Captn Mikee	67 Mini Cooper S	16	2:04.278
19	44	Dwight Aldred /Sarasota, FL/SE/CFIa	Social Security	80 Volkswagen Cab	15	2:13.448
20	28	Don Barrack /Waterloo, SC/SE/CCar	Podium Performamce/Goodyear	75 Volkswagen Scirocco	* 11	1:52.857
21	8	Aaron Johnson /Bloomington, IL/MW/SIII	Detroitdyno.com/ReK Racing/TopTech	78 Triumph Spitfire	* 11	1:57.894
22	90	Robert Horrell Jr /Memphis, TN/MW/MidS	Horrell Group Architects	61 Austin Healey Sprite	9	2:06.842
DNF	43	Kris Larsen /Kewaunee, WI/CN/Milw		68 Austin Healey Sprite	* 7	1:54.362
DNS	05	Christopher Crisenbery /Parma, MI/GL/WMch	Goodyear/RedLine/Rascal Racing	69 Triumph Spitfire		No Time
DNS	66	Richard May /Zirconia, NC/SE/CCar	360 Digital Media/Acme Speed Shop	59 Austin Healey Sprite MKI		No Time

Number of Starters: 23  
Number of Finishers: 22

O/A Time of Race: 33 m 15.176 Sec

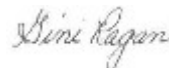
Length of Race: 45 Miles  
Margin of victory: -12.430 sec      81.196 MPH Average Lap Speed  
Fastest Race Lap: 1:47.825 by Brian Linn in Car # 31  
Sunoco Hard Charger: #37 Joel McGinley +11

**Lap leaders:** Best time establishes new RunoffsRace Record

71:1-5 31:6-7/ 71:8/ 31:9-10/ \* Not Running at the Finish

71:11/ 31:12/ 71:13-14/

31:15-16/ 71:17-18



Gini Ragan  
Chief Timing & Scoring

Posted at: 5:28 P.M.

# HP LAP CHART

# 4 HP

## Chart

Sanction: IDC-07-S  
Heartland Park Topeka  
2.5 Mile Road Course

Friday, October 12, 2007

Pos	LAPS																	
	1	2	3	4	5	6	7	8	9	10	11	12	13	14	15	16	17	18
1	71	71	71	71	71	31	31	71	31	31	71	31	71	71	31	31	71	71
2	31	31	31	31	31	71	71	31	71	71	31	71	31	31	71	71	31	31
3	4	4	4	4	4	4	4	4	4	4	4	4	4	4	4	4	4	4
4	28	75	75	75	75	75	75	75	75	75	75	75	75	75	75	75	75	75
5	75	28	28	28	28	28	28	28	28	28	22	22	22	22	22	22	22	22
6	64	64	64	64	64	64	64	22	22	22	28	64	64	64	64	64	37	37
7	34	22	22	22	22	22	22	64	64	64	64	37	37	34	34	37	64	64
8	37	34	34	34	34	34	34	34	37	34	34	34	34	34	37	37	34	34
9	43	37	37	37	37	37	37	37	34	37	37	25	25	25	25	25	25	25
10	22	43	43	43	43	43	43	25	25	25	25	27	27	27	27	27	32	27
11	32	32	25	25	25	25	25	27	27	27	27	32	32	32	32	32	27	32
12	25	25	32	32	27	27	32	32	32	32	32	81	81	81	81	81	81	81
13	27	27	27	27	32	32	27	81	81	81	81	9	9	9	9	9	9	9
14	82	82	82	33	33	81	81	9	9	9	9	76	76	76	76	76	76	76
15	8	76	33	81	81	9	9	76	76	8	8	39	39	39	39	39	39	39
16	76	8	76	82	76	76	76	8	8	76	76	82	82	82	82	82	82	33
17	39	33	8	76	82	82	8	82	82	82	82	99	33	33	33	33	82	82
18	33	39	81	8	8	8	82	39	39	39	39	33	99	99	99	99	99	99
19	9	9	9	9	9	39	39	99	99	99	99	44	44	44	44	44	44	44
20	99	81	39	39	39	99	99	33	33	33	33							
21	81	99	99	99	99	33	33	44	44	44	44							
22	90	90	90	44	44	44	44	90	90									
23	44	44	44	90P	90	90	90											
24																		
25																		

# CSR FINAL QUALIFYING

## Final Revised Qualifying

## 5 CSR

Sanction No IDC-07-S  
Heartland Park Topeka  
2.5 Mile Road Course

Thursday, October 11, 2007

Ovr	Car				1st Qual.	2nd Qual.	3rd Qual.	4th Qual.
Pos	No.	Driver/Hometown/Div/Region	Sponsor	Make/Model	Fast Lap	Fast Lap	Fast Lap	Fast Lap
1	66	Hans Peter /Overland Park, KS/MW/KC	Phenix Label/Hoosier	Swift 014 Viking	No Time	No Time	1:25.480	No Time
2	16	Rennie Clayton /Oakland, CA/NP/SanF	Hoosier Tire/Toyota	Ralt Dauntless P2007.c	No Time	No Time	1:33.259	1:29.009
3	3	Jason Miller /Elkhart Lake, WI/CN/Milw	Kohler/Millennium/GoodYear	WynnFurst West	No Time	1:30.507	1:29.414	1:33.752
4	64	Kenneth Davis /Escondido, CA/SP/SanD	Davisstone inc/Speed Dynamics&	Ralt VIKING	No Time	1:38.946	No Time	1:30.955
5	07	Jacek Mucha /Laval, QC/SE/Fla	PHOENIX-INNOTECH INC.	Ralt JMS	No Time	1:32.149	No Time	1:31.130
6	76	William Goldkind /Holbrook, NY/NE/NY	Crestwood Metals	Viking Toyota CSR	No Time	1:32.614	1:31.298	1:31.135
7	6	Vince Gaddini /Mi Wuk Village, CA/NP/SanF	Damon Racing/Rennwerks	Stohr 05C	No Time	1:36.495	1:36.595	1:31.926
8	96	Mike McGinley /Overland Park, KS/MW/KC	Superior Chevrolet	Radical SR4	No Time	1:36.006	1:38.034	1:34.505
9	55	Michael Rock /Lakewood, CO/RM/Colo	RillTech Racing/TL&Associates	Speads RS04	No Time	1:36.564	1:37.056	1:35.050
10	47	Samuel Damon /Auburn, CA/NP/SanF	Damon Racing/Rennwerks	Stohr WF2	No Time	1:57.144	1:35.951	1:36.034
11	2	Douglas Schumacher /Cedar Rapids,	A-1 Rental West/Cedar Rapids/low	Star Mazda MSR	No Time	No Time	1:49.921	1:42.145
12	04	James Smith MD /Alvin, TX/SW/Hous	Over Fifty Motorsports	Stohr 04C	No Time	No Time	1:49.955	1:42.168
13	00	Michael Vellone /Mesa, AZ/SP/Ariz		March VB2	No Time	1:44.175	1:42.268	No Time
14	69	James Christian /Boulder, CO/RM/Colo	Jim Christian Racing Ltd.	Van Diemen SRSCCA	No Time	1:44.319	1:43.161	1:45.153
15	32	David Koller /Spring, TX/SW/Hous	OVER FIFTY MOTORSPORTS	Elan DP-02	No Time	1:45.335	1:44.958	1:52.574@
16	52	Philip Brosius /Allen, TX/SW/Tex	MazdaSpeed Hoosier Debra Br	Van Diemen SRSCCA	No Time	1:55.220	No Time	No Time@
17	7	Don Yount /University Park, TX/SW/Tex	Southwest Funding	Radical Prosport	No Time	No Time	No Time	No Time
18	63	Jim Downing /Atlanta, GA/SE/Atl		Ralt RT 40	No Time	No Time	No Time	No Time

Car 69 Loss of time Qualifying 1 per CSA - Fuel

Car 2 Loss of time Qualifying 2 per CSA - Fuel

@ Over 120% of leader's time

Please check correctness of your name, hometown and sponsor.

Best time establishes new Runoffs Qualifying Record

All changes due to Timing/ Scoring by 6:00 PM Thursday.

Gini Ragan

Chief Timing & Scoring

Posted at: 8:05 P.M.

# CSR FINAL RESULTS

## Final Race

## 5 CSR

Sanction No IDC-07-S  
Heartland Park Topeka  
2.5 Mile Road Course

Friday, October 12, 2007

Ovr Pos	Car	Driver/Hometown/Div/Region	Sponsor	Make/Model	No of Laps	Fastest Lap
1	66	Hans Peter /Overland Park, KS/MW/KC	Phenix Label/Hoosier	Swift 014 Viking	18	1:25.443
2	07	Jacek Mucha /Laval, QC/SE/Fla	PHOENIX-INNOTECH INC.	Swift JMS	18	1:29.576
3	64	Kenneth Davis /Escondido, CA/SP/SanD	Davisstone inc/Speed Dynamics& Trd	Ralt VIKING	18	1:31.681
4	76	William Goldkind /Holbrook, NY/NE/NY	Crestwood Metals	Viking Toyota CSR	* 17	1:30.824
5	6	Vince Gaddini /Mi Wuk Village, CA/NP/SanF	Damon Racing/Rennwerks	Stohr 05C	17	1:34.173
6	04	James Smith MD /Alvin, TX/SW/Hous	Over Fifty Motorsports	Stohr 04C	16	1:38.081
7	2	Douglas Schumacher /Cedar Rapids, IA/CN/Iowa	A-1 Rental West/Cedar Rapids/low	Star Mazda MSR	16	1:40.201
8	55	Michael Rock /Lakewood, CO/RM/Colo	RillTech Racing/TL2&Associates	Speads RS04	16	1:35.118
9	69	James Christian /Boulder, CO/RM/Colo	Jim Christian Racing Ltd.	Van Diemen SRSCCA	16	1:42.160
10	47	Samuel Damon /Auburn, CA/NP/SanF	Damon Racing/Rennwerks	Stohr WF2	16	1:33.646
11	00	Michael Vellone /Mesa, AZ/SP/Ariz		March VB2	* 15	1:41.725
12	32	David Koller /Spring, TX/SW/Hous	OVER FIFTY MOTORSPORTS	Elan DP-02	15	1:43.539
13	3	Jason Miller /Elkhart Lake, WI/CN/Milw	Kohler/Millennium/GoodYear	WynnFurst West	* 13	1:29.271
DNF	16	Rennie Clayton /Oakland, CA/NP/SanF	Hoosier Tire/Toyota	Ralt Dauntless P2007.c	* 4	1:27.191
DNF	52	Philip Brosius /Allen, TX/SW/Tex	MazdaSpeed Hoosier Debra Brosius	Van Diemen SRSCCA	* 1	2:14.402
DNS	96	Mike McGinley /Overland Park, KS/MW/KC	Superior Chevrolet	Radical SR4		No Time
DNS	7	Don Yount /University Park, TX/SW/Tex	Southwest Funding	Radical Prospert		No Time
DNS	63	Jim Downing /Atlanta, GA/SE/Atl		Ralt RT 40		No Time

Number of Starters: 15  
Number of Finishers: 13  
O/A Time of Race: 26 m 18.999 Sec

**Lap leaders:**  
66:1-18

Best time establishes new Runoffs Race Record  
\* Not Running at the Finish

Length of Race: 45 Miles  
Margin of victory: -1:24.531 sec      102.597 MPH Average Lap Speed  
Fastest Race Lap:1:25.443 by Hans Peter in Car # 66  
Sunoco Hard Charger: #04 James Smith MD +6

  
Gini Ragan  
Chief Timing & Scoring

Posted at: 3:54 P.M.

# CSR LAP CHART

## 5 CSR

## Chart

Sanction: IDC-07-S  
Heartland Park Topeka  
2.5 Mile Road Course

Friday, October 12, 2007

Pos	LAPS																	
	1	2	3	4	5	6	7	8	9	10	11	12	13	14	15	16	17	18
1	66	66	66	66	66	66	66	66	66	66	66	66	66	66	66	66	66	66
2	3	16	16	16	3	3	3	3	3	3	3	3	3	07	07	07	07	07
3	16	3	3	3	64	64	76	07	07	07	07	07	07	76	76	76	76	64
4	64	64	64	64	76	76	64	76	76	76	76	76	76	64	64	64	64	64
5	6	76	76	76	07	07	07	64	64	64	64	64	64	6	6	6	6	6
6	76	6	6	07	47	47	47	47	47	47	6	6	6	2	2	2	04	2
7	47	47	07	47	6	6	6	6	6	6	47	2	2	04	04	04	2	2
8	07	07	47	6	2	2	2	2	2	2	2	04	04	00	00	55	55	55
9	2	2	2	2	04	04	04	04	04	04	04	00	00	69	69	69	69	69
10	04	04	04	04	00	00	00	00	00	00	00	69	69	55	55	47	47	47
11	69	69	00	00	69	69	69	69	69	69	69	55	55	47	47	47	47	47
12	00	00	69	69	32	32	32	32	32	55	55	47P	47	32	32	32	32	32
13	32	32	32	32	55	55	55	55	55	32	32	32	32	32	32	32	32	32
14	52P	55	55	55														
15	55																	
16																		
17																		
18																		

# HAWK TOURING I FINAL QUALIFYING

## Final Revised Qualifying

# 6 T1

Sanction No IDC-07-S  
Heartland Park Topeka  
2.5 Mile Road Course

Thursday, October 11, 2007

Ovr	Car			1st Qual.	2nd Qual.	3rd Qual.	4th Qual.	
Pos	No.	Driver/Hometown/Div/Region	Sponsor	Make/Model	Fast Lap	Fast Lap	Fast Lap	Fast Lap
1	36	Andrew Aquilante /Chester Springs,	Hoosier/Phoenix Perf./Hawk	07 Chevrolet Corvette	1:41.351	1:41.228	1:40.577	1:40.547
2	52	John Buttermore /Pontiac, MI/GL/Det	Detroit Muscle	05 Corvette C6	1:43.031	1:42.227	1:42.028	1:41.010
3	50	Mike McGinley /Overland Park, KS/MW/KC	Superior Chevrolet	02 Chevrolet Z06	1:43.359	1:42.044	1:41.825	1:41.701
4	37	Lance Knupp /Fenton, MI/GL/WMch	Hoosier/Hawk/IEC/Phoenix	02 Chevrolet Z06	1:46.516	1:42.770	1:42.323	1:41.709
5	69	Michael Tracy /Morton Grove, IL/CN/Chi	www.disrestoration.com	02 Chevrolet Corvette Z06	1:45.277	1:44.013	1:42.491	1:41.786
6	40	David Pintaric /Canfield, OH/NE/MahV	Kryderacing/Hoosier/WRP	04 Dodge SRT10 Viper	1:44.005	1:43.537	1:42.925	1:41.884
7	6	Philip Croyle /Boca Raton, FL/SE/Fla	Kumho Tires/RedLine Oil	02 Chevrolet Corvette Z06	1:43.993	1:43.659	1:42.599	1:41.992
8	97	Alfred Longtin /New Lenox, IL/CN/Chi	Swishwer/AB Resources/US	02 Chevrolet Z06	No Time	1:43.390	1:43.710	1:42.045
9	98	Jim Lynch /Chesterfield, MO/MW/StL	Adventure Performance/Lynch	04 Dodge Viper SRT-10	1:44.946	1:43.320	1:43.477	1:42.106
10	7	Chris Ingle /RaeFord, NC/SE/NCar	Kumho/Carbotech/TrackTapes.com	01 Chevrolet Corvette Z06	1:44.994	1:43.258	1:42.742	1:42.232
11	44	Eric Jones /Eugene, OR/NP/Ore	Solley Motorsports/Jones Racing	02 Chevrolet Corvette Z06	1:44.314	1:44.117	1:43.226	1:42.539
12	41	Michael Pettiford/Louisville, CO/RM/Colo	GO 4 IT Racing Schools/Kumho	02 Chevrolet Corvette Z06	1:44.250	1:43.942	1:42.872	1:42.692
13	24	Rob Hines /Arlington, VA/NE/WDC	Old DoMinion/Kumho/Carbo	99 Chevrolet Corvette	1:43.638	1:43.341	1:43.360	1:42.879
14	89	Michael Tracy /Morton Grove, IL/CN/Chi	www.disrestoration.com	03 Chevrolet Corvette Z06	No Time	1:44.878	1:43.331	1:44.550
15	96	Jerry Onks /Murfreesboro, TN/SE/Tenn	VetteSport/RAFT	99 Chevrolet Corvette	1:46.154	No Time	1:43.407	1:43.400
16	20	Russ Snow /Eden, NC/SE/NCar	Carbotech/Hoosier	01 Chevrolet Corvette	1:49.913	1:45.760	1:43.524	1:43.889
17	78	David Sanders /Exton, PA/NE/Phil		03 Chevrolet Corvette	1:46.317	1:45.527	1:44.089	1:43.690
18	22	Oli Thordarson /Trabuco Canyon,	Alvaka Networks	02 Chevrolet Corvette	1:52.166	1:49.946	No Time	1:46.738
19	55	Natha Waldbaum /Omaha, NE/MW/Neb	Track Queen Race Team	02 Chevrolet Corvette Z06	1:51.924	1:48.361	1:51.430	1:47.514
20	23	Timothy Hund /Norfolk, VA/SE/ODom	OLD DOMINION METALS/Kumh	06 Chevrolet Corvette	1:52.698	1:48.402	1:48.737	1:47.653

Car 89 Loss of time Qualifying 1 per CSA - Fuel

Car 96 Loss of time Qualifying 2 per CSA - Fuel


Car 22 Loss of time Qualifying 3 per CSA - Non-Compliant

@ Over 120% of leader's time

Please check correctness of your name, hometown and sponsor.

Best time establishes new Runoffs Qualifying Record

All changes due to Timing/ Scoring by 6:00 PM Thursday.

  
Gini Ragan  
Chief Timing & Scoring  
Posted at: 7:09 P.M.



# HAWK TOURING I FINAL RESULTS

## Final Race

# 6 T1

Sanction No IDC-07-S  
Heartland Park Topeka  
2.5 Mile Road Course

Friday, October 12, 2007

Ovr	Pos	Car	Driver/Hometown/Div/Region	Sponsor	Make/Model	No of Laps	Fastest Lap
	1	36	Andrew Aquilante /Chester Springs, PA/NE/Phil	Hoosier/Phoenix Perf./Hawk	07 Chevrolet Corvette	18	1:41.846
	2	52	John Buttermore /Pontiac, MI/GL/Det	Detroit Muscle	05 Corvette C6	18	1:42.279
	3	50	Mike McGinley /Overland Park, KS/MW/KC	Superior Chevrolet	02 Chevrolet Z06	18	1:43.385
	4	6	Philip Croyle /Boca Raton, FL/SE/Fla	Kumho Tires/RedLine Oil	02 Chevrolet Corvette Z06	18	1:43.617
	5	69	Michael Tracy /Morton Grove, IL/CN/Chi	www.disrestoration.com	02 Chevrolet Corvette Z06	18	1:44.213
	6	7	Chris Ingle /RaeFord, NC/SE/NCar	Kumho/Carbotech/TrackTapes.com	01 Chevrolet Corvette Z06	18	1:44.238
	7	97	Alfred Longtin /New Lenox, IL/CN/Chi	Swishwer/AB Resources/US Land/Nascent/Sm	02 Chevrolet Z06	18	1:43.829
	8	44	Eric Jones /Eugene, OR/NP/Ore	Solley Motorsports/Jones Racing	02 Chevrolet Corvette Z06	18	1:43.645
	9	20	Russ Snow /Eden, NC/SE/NCar	Carbotech/Hoosier	01 Chevrolet Corvette	18	1:44.881
	10	41	Michael Pettiford/Louisville, CO/RM/Colo	GO 4 IT Racing Schools/Kumho	02 Chevrolet Corvette Z06	18	1:44.501
	11	24	Rob Hines /Arlington, VA/NE/WDC	Old DoMinion/Kumho/Carbotech/Redlin	99 Chevrolet Corvette	18	1:44.499
	12	96	Jerry Onks /Murfreesboro, TN/SE/Tenn	VetteSport/RAFT	99 Chevrolet Corvette	18	1:44.761
	13	78	David Sanders /Exton, PA/NE/Phil		03 Chevrolet Corvette	18	1:45.806
	14	22	Oli Thordarson /Trabuco Canyon, CA/SP/CSCC	Alvaka Networks	02 Chevrolet Corvette	18	1:45.538
	15	89	Michael Tracy /Morton Grove, IL/CN/Chi	www.disrestoration.com	03 Chevrolet Corvette Z06	17	1:44.807
	16	40	David Pintaric /Canfield, OH/NE/MahV	Kryderacing/Hoosier/WRP Investments	04 Dodge SRT10 Viper	17	1:43.901
	17	23	Timothy Hund /Norfolk, VA/SE/ODom	OLD DOMiniON METALS/Kumho/CARBOTECH	06 Chevrolet Corvette	17	1:47.726
	18	55	Natha Waldbaum /Omaha, NE/MW/Neb	Track Queen Race Team	02 Chevrolet Corvette Z06	17	1:47.056
	19	37	Lance Knupp /Fenton, MI/GL/WMch	Hoosier/Hawk/IEC/Phoenix	02 Chevrolet Z06	* 9	1:42.373
	DNF	98	Jim Lynch /Chesterfield, MO/MW/StL	Adventure Performance/Lynch Humme	04 Dodge Viper SRT-10	* 2	1:50.793

Number of Starters: 20

Number of Finishers: 19

O/A Time of Race: 30 m 45.278 Sec

### Lap leaders:

36:1-18

Best time establishes new Runoffs Race Record

\* Not Running at the Finish

Length of Race: 45 Miles

Margin of victory: -07.110 sec 87.792 MPH Average Lap Speed

Fastest Race Lap:1:41.846 by Andrew Aquilante in Car # 36

Sunoco Hard Charger: #20 Russ Snow +7



Gini Ragan

Chief Timing & Scoring

Posted at: 6:50 P.M.

# HAWK TOURING I LAP CHART

**6  
T1**

## Chart

Sanction: IDC-07-S  
Heartland Park Topeka  
2.5 Mile Road Course

Friday, October 12, 2007

Pos	LAPS																	
	1	2	3	4	5	6	7	8	9	10	11	12	13	14	15	16	17	18
1	36	36	36	36	36	36	36	36	36	36	36	36	36	36	36	36	36	36
2	52	52	52	52	52	52	52	52	52	52	52	52	52	52	52	52	52	52
3	37	37	37	37	37	37	37	37	50	50	50	50	50	50	50	50	50	50
4	40	40	40	50	50	50	50	50	6	6	6	6	6	6	6	6	6	6
5	97	50	50	40	40	6	6	6	69	69	69	69	69	69	69	69	69	69
6	50	6	6	6	6	97	97	69	7	7	7	7	7	7	7	7	7	7
7	6	97	97	97	97	40	40	24	24	24	24	24	97	97	97	97	97	97
8	7	41	41	41	41	69	69	7	97	97	97	97	24	20	44	44	44	44
9	41	7	7	69	69	41	41	97	41	41	41	20	20	44	20	20	20	20
10	69	69	69	24	24	24	24	41	20	20	20	41	41	24	24	24	41	41
11	24	24	24	20	7	7	7	20	44	44	44	44	44	41	41	41	24	24
12	20	20	20	7	20	20	44	44	96	96	96	96	96	96	96	96	96	96
13	98	44	44	44	44	44	20	96	78	78	78	78	78	78	78	78	78	78
14	44	78	78	96	96	96	96	78	22	22	22	22	22	22	22	22	22	22
15	78	96	96	78	78	78	78	22	55	89	89	89	89	89	89	89	89	89
16	23	89	89	89	89	89	22	55	23	55	55	55	55	55	55	40	40	40
17	96	23	23	22	22	22	23	40P	89	23	23	23	40	40	40	55	23	23
18	89	22	22	23	23	23	55	23	40	40	40	40	23	23	23	23	55	55
19	22	55	55	55	55	55	89	89	37P									
20	55	98P																

# FF FINAL QUALIFYING

## Final Qualifying

# 7 FF

Sanction No IDC-07-S  
Heartland Park Topeka  
2.5 Mile Road Course

Thursday, October 11, 2007

Ovr	Car				1st Qual.	2nd Qual.	3rd Qual.	4th Qual.
Pos	No.	Driver/Hometown/Div/Region	Sponsor	Make/Model	Fast Lap	Fast Lap	Fast Lap	Fast Lap
1	19	John Robinson II /Saint Cloud, FL/SE/CFIa	Cricket Farm Motors/GYLee Ra	Swift db-6	No Time	1:37.602	1:37.009	1:36.863
2	17	Tony Coello /Palmyra, WI/CN/Milw	www.pouredfoundations.com	Van Diemen RF-01-2	No Time	1:37.796	1:37.252	1:36.993
3	55	Ethan Shippert /Petaluma, CA/NP/SanF	Veloce Motors/Primus	Van Diemen RF97k	1:38.431	1:38.525	1:37.280	1:37.791
4	7	David D'Addario /WallingFord, CT/NE/NEng		Swift DB-6	1:39.290	1:38.918	1:37.995	1:37.324
5	36	Stephen Oseth /Leesburg, VA/MW/Kan	Hoosier Tire/DBM Racing	Citation FF-94	No Time	1:40.842	1:37.999	1:37.795
6	23	Gerald Barrett /Edmond, OK/MW/Okla	Louis Systems/Hoosier	Swift DB-6	1:41.471	1:38.468	1:37.994	1:38.290
7	4	Clifford Johnson /Leawood, KS/MW/KC	Alpine Litho-Graphics Williams	Piper DF5	No Time	1:38.812	1:38.058	1:38.030
8	2	Michael Sauce /Arlington, TX/SW/Tex	Sportscar Performance	Sauce SVM-1	1:39.291	1:42.460	No Time	1:38.053
9	53	Eric Langbein /Annapolis, MD/NE/WDC	Hoosier/RFD Cylinder Heads	Van Diemen RF-98	1:40.028	1:38.912	1:38.632	1:38.154
10	27	Steven Hickham Jr./Corpus Christi, TX/SW/STxHB Turbo		Van Diemen RF-98k	1:41.152	1:38.161	1:38.747	1:38.212
11	8	Shandelle Leonard /Thonotosassa, FL/SE/CFIaPM Racing/Hoosier/V8roadsters		Swift BD-1	1:38.825	1:39.082	1:38.231	1:38.888
12	42	Bill Johnson /Leawood, KS/MW/KC	Collins Portable Work Tools	Swift SC93	No Time	1:39.136	1:38.391	1:38.778
13	11	Harry Sauce /Fishers, IN/SW/Tex		Swift DB-6	1:39.785	1:38.904	1:38.434	1:38.633
14	83	Timothy Kautz /Geneva, IL/CN/Chi	OLO Two Dogg Nova Boyce Body	Piper DF2D	1:39.218	1:38.498	1:38.512	1:38.491
15	0	Nicolas Hollingshead /Lake City, FL/SE/CFIa	Goodyear/Hollingshead Racing	Van Diemen rf-92	1:41.383	1:40.468	1:41.099	1:38.546
16	37	Bill Kephart /Colorado Springs, CO/RM/Colo		Vestal 09F	1:40.933	1:38.739	1:39.313	1:39.240
17	28	Tim Koch /Stilwell, KS/MW/KC		Citation FF	1:42.636	1:41.409	1:39.280	1:39.886
18	6	Stanmore Townes /Santa Clara, CA/SP/Ariz		Swift DBI	1:42.445	1:40.511	1:40.918	1:39.587
19	82	David Livingston Jr /Nashville, TN/MW/MidS	ThermaMasters	Swift DB-3/89	1:42.291	1:40.916	1:40.260	1:39.854
20	26	Wes Allen /Lexington, KY/GL/CKy	Lexair/WilliamsEng/RaceCarSuppl	Piper DF-2	1:42.638	1:40.807	1:40.062	1:39.948
21	60	Mark Keller /Snohomish, WA/NP/Nwst	Blackjack Racing	Swift DB-01	1:42.633	1:42.243	1:40.113	1:40.254
22	18	R. Lawrence Bangert /Issaquah, WA/NP/NwstR & A Manufacturing		Swift DB-1	1:42.663	1:41.025	1:40.272	1:40.172
23	5	Mark Blythe /Edwardsville, IL/MW/StL	Blythe Pest Control Inc.	Van Diemen RF-98	No Time	1:40.352	1:42.052	1:40.205
24	48	John Vlasits /Cudahy, WI/CN/Milw	British Auto Service LLC	Piper DF-2	1:49.715	No Time	1:49.116	1:49.284
25	86	John Copple /Golden, CO/RM/Colo	T'Cheli Jewelry	Van Diemen RF032Z	No Time	No Time	No Time	No Time

@ Over 120% of leader's time

Best time establishes new Runoffs Qualifying Record

Please check correctness of your name, hometown and sponsor.

All changes due to Timing/ Scoring by 6:00 PM Thursday.

*Gini Ragan*  
Gini Ragan  
Chief Timing & Scoring  
Posted at: 6:05 P.M.

# FF FINAL RESULTS

## FINAL Race

# 7 FF

Sanction No IDC-07-S  
Heartland Park Topeka  
2.5 Mile Road Course

Friday, October 12, 2007

Ovr	Pos	Car	Driver/Hometown/Div/Region	Sponsor	Make/Model	No of Laps	Fastest Lap
	1	19	John Robinson II /Saint Cloud, FL/SE/CFIa	Cricket Farm Motors/Goodyear/Lee Ra	Swift db-6	18	1:37.061
	2	17	Tony Coello /Palmyra, WI/CN/Milw	www.pouredfoundations.com	Van Diemen RF-01-2	18	1:37.025
	3	36	Stephen Oseth /Leesburg, VA/MW/Kan	Hoosier Tire/DBM Racing	Citation FF-94	18	1:37.809
	4	55	Ethan Shippert /Petaluma, CA/NP/SanF	Veloce Motors/Primus	Van Diemen RF97k	18	1:37.866
	5	83	Timothy Kautz /Geneva, IL/CN/Chi	OLO Two Dogg Nova Boyce Body Werks	Piper DF2D	18	1:38.235
	6	23	Gerald Barrett /Edmond, OK/MW/Okla	Louis Systems/Hoosier	Swift DB-6	18	1:38.273
	7	53	Eric Langbein /Annapolis, MD/NE/WDC	Hoosier/RFD Cylinder Heads	Van Diemen RF-98	18	1:38.341
	8	7	David D'Addario /WallingFord, CT/NE/NEng		Swift DB-6	18	1:38.238
	9	8	Shandelle Leonard /Thonotosassa, FL/SE/CFIa	PM Racing/Hoosier/V8roadsters	Swift BD-1	18	1:38.190
	10	82	David Livingston Jr /Nashville, TN/MW/MidS	ThermaMasters	Swift DB-3/89	18	1:40.105
	11	5	Mark Blythe /Edwardsville, IL/MW/StL	Blythe Pest Control Inc.	Van Diemen RF-98	18	1:39.715
	12	28	Tim Koch /Stilwell, KS/MW/KC		Citation FF	18	1:40.028
	13	60	Mark Keller /Snohomish, WA/NP/Nwst	Blackjack Racing	Swift DB-01	18	1:40.816
	14	6	Stanmore Townes /Santa Clara, CA/SP/Ariz		Swift DBI	18	1:40.074
	15	48	John Vlasis /Cudahy, WI/CN/Milw	British Auto Service LLC	Piper DF-2	18	1:42.331
	16	26	Wes Allen /Lexington, KY/GL/CKy	Lexair/WilliamsEng/RaceCarSupply	Piper DF-2	* 17	1:40.229
	17	0	Nicolas Hollingshead /Lake City, FL/SE/CFIa	Goodyear/Hollingshead Racing	Van Diemen rf-92	* 14	1:39.875
	18	4	CliffFord Johnson /Leawood, KS/MW/KC	Alpine Litho-Graphics Williams Eng	Piper DF5	13	1:39.844
	19	37	Bill Kephart /Colorado Springs, CO/RM/Colo		Vestal 09F	* 12	1:39.677
DNF	18		R. Lawence Bangert /Issaquah, WA/NP/Nwst	R & A Manufacturing	Swift DB-1	* 6	1:40.729
DNF	42		Bill Johnson /Leawood, KS/MW/KC	Collins Portable Work Tools	Swift SC93	* 6	1:41.064
DNF	2		Michael Sauce /Arlington, TX/SW/Tex	Sportscar Performance	Sauce SVM-1	* 3	1:47.526
DNF	27		Steven Hickham Jr./Corpus Christi, TX/SW/STxB	HB Turbo	Van Diemen RF-98k	* 0	
DNF	11		Harry Sauce /Fishers, IN/SW/Tex		Swift DB-6	* 0	
DNS	86		John Cople /Golden, CO/RM/Colo	T'Cheli Jewelry	Van Diemen RF032Z		No Time

Number of Starters: 24  
Number of Finishers: 19

O/A Time of Race: 33 m 46.25 Sec

Length of Race: 45 Miles  
Margin of victory: -02.105 sec      79.951 MPH Average Lap Speed  
Fastest Race Lap: 1:37.025 by Tony Coello in Car # 17  
Sunoco Hard Charger: #5 Mark Blythe +12

**Lap leaders:**  
17:1-5 19:6-13/ 17:14-16/  
19:17-18

Best time establishes new Runoffs Race Record  
\* Not Running at the Finish



Gini Ragan  
Chief Timing & Scoring

Posted at: 8:30am, 10/13/2007

# FF LAP CHART

# 7 FF

## Chart

Sanction: IDC-07-S  
Heartland Park Topeka  
2.5 Mile Road Course

Friday, October 12, 2007

Pos	LAPS																	
	1	2	3	4	5	6	7	8	9	10	11	12	13	14	15	16	17	18
1	17	17	17	17	17	19	19	19	19	19	19	19	19	17	17	17	19	19
2	19	19	19	19	19	17	17	17	17	17	17	17	17	19	19	19	17	17
3	55	55	55	23	23	23	55	55	36	36	36	36	36	36	36	36	36	36
4	23	23	23	55	55	55	36	36	55	55	55	55	55	55	55	55	55	55
5	36	36	36	36	36	36	8	8	23	23	23	23	23	23	23	23	23	83
6	4	4	4	8	8	8	23	23	53	53	53	83	53	83	83	83	83	23
7	53	2	2	53	53	53	53	53	7	7	83	53	83	53	53	53	53	53
8	2	8	8	7	7	7	7	7	83	83	7	7	7	7	7	7	7	7
9	8	53	53	83	83	83	83	83	8	8	8	8	8	8	8	8	8	8
10	7	7	7	0	0	0	0	0	0	0	82	82	82	82	82	82	82	82
11	83	83	83	82	82	82	82	82	82	82	0	0	0	0	26	26	26	5
12	0	0	0	28	28	28	6	6	26	26	26	26	26	26	5	5	5	28
13	28	28	82	60	26	26	28	26	6	6	6	6	6	5	6	6	6	60
14	82	82	28	26	60	6	26	28	37	37	37	5	5	6	28	28	28	6
15	60	60	60	6	6	60	60	60	28	5	5	28	28	28	60	60	60	48
16	26	26	26	5	5	5	5	5	5	28	28	4	60	60	48	48	48	
17	6	6	6	18	18	18	37	37	60	60	4	60	48	48				
18	5	5	5	37	42	42	4	4	4	4	60	37P	4					
19	18	18	18	42	37	37	48	48	48	48	48	48						
20	42	48	37	48	48	48												
21	37	37	48	4	4	4												
22	48	42	42															
23																		
24																		
25																		

# SUNOCO GT3 FINAL QUALIFYING

## Final Qualifying

# 8 GT3

Sanction No IDC-07-S  
Heartland Park Topeka  
2.5 Mile Road Course

Thursday, October 11, 2007

Ovr	Car				1st Qual.	2nd Qual.	3rd Qual.	4th Qual.
Pos	No.	Driver/Hometown/Div/Region	Sponsor	Make/Model	Fast Lap	Fast Lap	Fast Lap	Fast Lap
1	17	John Black /Olympic Valley, CA/NP/SanF		Nissan 350z	No Time	1:39.631	1:38.744	1:37.704
2	98	Pete Peterson /Lumberton, NC/SE/CCar	Toyota Motorsports/GY/Valvoline	Toyota Celica	No Time	1:39.481	1:38.759	1:38.82
3	13	Wolfgang Maike /Santa Barbara, CA/SP/CSCC	Toyota/Redline/Goodyear	Toyota Paseo	No Time	1:41.946	1:39.315	1:41.615
4	90	Larry Hansen /Eureka, CA/NP/Ore	Nissan Motorsports/TCM/GY	Nissan 350z	No Time	1:42.410	1:41.041	1:39.957
5	16	Thomas Thrash Jr /Houston, TX/SW/Hous	Cars Houston/Mazda/Goodyear	Mazda RX7	1:58.630	1:42.336	No Time	1:40.247
6	75	Milton Grant /Germantown, TN/MW/MidS	Courtyard/Marriott/Toyota/Goodye	Toyota Celica	No Time	1:42.091	1:40.822	1:41.911
7	76	Michael Cyphert /Chagrin falls, OH/GL/NeOh	RedLine/Toyota Motorsports/TRD	Toyota Celica	No Time	1:42.263	1:41.228	1:40.964
8	59	Jose Rodriguez /San Leandro, CA/NP/SanF	GoGoGear.com Custom Graphics	Mazda RX7	No Time	1:44.733	1:41.478	1:41.089
9	79	Paul Young Jr./Commerce Township, MI/GL/Det	Young Racing/Hoosier Tire	Ford Probe	2:08.992	1:43.951	1:41.504	1:42.050
10	73	Robert Warkocki /Frankfort, IL/CN/Chi	Empcor/Goodyear/Mazda/RedLine	Mazda RX7	2:04.185	1:44.829	1:41.761	1:44.239
11	8	Jeff Fleming /Dallas, TX/SW/Tex	Interstate Wire Co./Inc.	Nissan 350z	No Time	1:46.180	1:43.177	1:41.976
12	91	Stephen Spiers /Marietta, GA/SE/Atl	St. Clair Data Sys/Robinson Racin	Nissan 200SX	No Time	1:43.136	1:42.302	No Time
13	27	Jim Valdez /Denver, CO/RM/Colo	BMW of North America	BMW E46	2:01.130	1:44.442	No Time	1:42.893
14	21	Fletcher Williams /Lilburn, GA/SE/Atl	Gwinnett Place Nissan/Valvoline	Nissan 240SX	No Time	1:46.418	1:44.109	1:47.660
15	26	John Evilsizor /Danville, CA/NP/SanF	JLE PROPERTIES	Nissan 240sx	No Time	No Time	1:46.059	1:45.673
16	3	James Burke /Suwanee, GA/SE/Atl	Nissan/Moton/Goodyear/Redline	Nissan 350z	No Time	No Time	1:45.771	No Time
17	39	George Cichon Jr./Rockton, IL/CN/BhV	Hoosier/MazdaSPEED/EUROTEC	Mazda RX7	No Time	1:47.686	1:46.889	1:46.168
18	81	Richard Allen /Chickasha, OK/MW/OKla	OFA Rowing Team	Nissan 350z	No Time	No Time	1:49.149	1:46.669
19	4	KenFord Nelson /Novi, MI/GL/Det	Motorsport Creative	Dodge Daytona	2:00.440	1:50.650	1:50.200	1:48.208
20	30	Jeffrey Winter /Arvada, CO/RM/Colo	RallyeSport/Winter Racing Engines	Nissan 280z	No Time	1:51.590	1:50.910	1:48.563
21	12	Mike Henderson /EI Cajon, CA/SP/SanD	Hoosier/Mazda/RedLine Oil	Mazda RX7	No Time	No Time	No Time	No Time

Car 39 Loss of time Qualifyinhg 1 per CSA - Fuel


Car 81 Loss of time Qualifyinhg 2 per CSA - Fuel

@ Over 120% of leader's time

Please check correctness of your name, hometown and sponsor.

Best time establishes new Runoffs Qualifying Record

All changes due to Timing/ Scoring by 6:00 PM Thursday.

  
Gini Ragan  
Chief Timing & Scoring  
Posted at: 9:45 A.M.

# SUNOCO GT3 FINAL RESULTS

## Final Race

## 8 GT3

Sanction No IDC-07-S  
Heartland Park Topeka  
2.5 Mile Road Course

Friday, October 12, 2007

Ovr	Pos	Car	Driver/Hometown/Div/Region	Sponsor	Make/Model	No of Laps	Fastest Lap
	1	98	Pete Peterson /Lumberton, NC/SE/CCar	Toyota Motorsports/Goodyear/Valvoline	Toyota Celica	18	1:40.946
	2	90	Larry Hansen /Eureka, CA/NP/Ore	Nissan Motorsports/TCM/Good-Year	Nissan 350z	18	1:42.973
	3	16	Thomas Thrash Jr /Houston, TX/SW/Hous	Cars Houston/Mazda/Goodyear	Mazda RX7	18	1:42.682
	4	91	Stephen Spiers /Marietta, GA/SE/Atl	St. Clair Data Sys/Robinson Racing	Nissan 200SX	18	1:43.086
	5	21	Fletcher Williams /Lilburn, GA/SE/Atl	Gwinnett Place Nissan/Valvoline	Nissan 240SX	18	1:45.692
	6	8	Jeff Fleming /Dallas, TX/SW/Tex	Interstate Wire Co./Inc.	Nissan 350z	18	1:44.865
	7	26	John Evilsizor /Danville, CA/NP/SanF	JLE PROPERTIES	Nissan 240sx	18	1:45.738
	8	27	Jim Valdez /Denver, CO/RM/Colo	BMW of North America	BMW E46	18	1:45.371
	9	30	Jeffrey Winter /Arvada, CO/RM/Colo	RallyeSport/Winter Racing Engines	Nissan 280z	17	1:46.735
	10	4	KenFord Nelson /Novi, MI/GL/Det	Motorsport Creative	Dodge Daytona	17	1:48.974
	11	79	Paul Young Jr./Commerce Township, MI/GL/Det	Young Racing/Hoosier Tire	Ford Probe	* 16	1:43.962
	12	76	Michael Cyphert /Chagrin falls, OH/GL/NeOh	RedLine/Toyota Motorsports/TRD	Toyota Celica	* 15	1:41.932
	13	3	James Burke /Suwanee, GA/SE/Atl	Nissan/Moton/Goodyear/Redline	Nissan 350z	* 14	1:44.956
DNF	73		Robert Warkocki /Frankfort, IL/CN/Chi	Empcor/Goodyear/Mazda/RedLine	Mazda RX7	* 8	1:43.270
DNF	75		Milton Grant /Germantown, TN/MW/MidS	Courtyard/Marriott/Toyota/Goodyear	Toyota Celica	* 8	1:47.257
DNF	81		Richard Allen /Chickasha, OK/MW/Okla	OFA Rowing Team	Nissan 350z	* 4	1:48.526
DNF	59		Jose Rodriguez /San Leandro, CA/NP/SanF	GoGoGear.com Custom Graphics	Mazda RX7	* 4	1:44.656
DNF	39		George Cichon Jr./Rockton, IL/CN/BhV	Hoosier/MazdaSPEED/EUROTECH	Mazda RX7	* 3	1:50.642
DNF	13		Wolfgang Maike /Santa Barbara, CA/SP/CSCC	Toyota/Redline/Goodyear	Toyota Paseo	* 1	2:24.409
DNF	17		John Black /Olympic Valley, CA/NP/SanF		Nissan 350z	* 0	
DNS	12		Mike Henderson /El Cajon, CA/SP/SanD	Hoosier/Mazda/RedLine Oil	Mazda RX7		No Time

Number of Starters: 20  
Number of Finishers: 13  
O/A Time of Race: 31 m9.291 Sec

**Lap leaders:** Best time establishes new RunoffsRace Record  
90:1-4 76:5-6/ 98:7-18 \* Not Running at the Finish

Length of Race: 45 Miles  
Margin of victory: -01.759 sec 86.664 MPH Average Lap Speed  
Fastest Race Lap:1:40.946 by Pete Peterson in Car # 90  
Sunoco Hard Charger: #30 Jeffrey Winter +11

*Gini Ragan*  
Gini Ragan  
Chief Timing & Scoring

Posted at 8:45 A.M. Saturday

# SUNOCO GT3 LAP CHART

## 8 GT3

### Chart

Sanction: IDC-07-S  
Heartland Park Topeka  
2.5 Mile Road Course

Friday, October 12, 2007

Pos	LAPS																	
	1	2	3	4	5	6	7	8	9	10	11	12	13	14	15	16	17	18
1	90	90	90	90	76	76	98	98	98	98	98	98	98	98	98	98	98	98
2	59	59	76	76	90	98	76	76	76	76	76	76	76	76	76	90	90	90
3	73	73	91	98	98	90	90	90	90	90	90	90	90	90	90	16	16	16
4	76	76	73	73	73	73	73	73	91	91	91	91	91	16	16	91	91	91
5	91	91	98	79	79	91	91	91	16	16	16	16	16	91	91	79	21	21
6	98	98	59	91	91	79	79	79	79	79	79	79	79	79	79	8	8	8
7	26	79	79	8	8	16	16	16	8	8	8	8	8	8	8	21	26	26
8	79	26	26	26	16	8	8	8	3	3	3	3	27	27	27	26	27	27
9	8	8	8	16	26	3	3	3	27	27	27	27	26	21	21	27	30	
10	3	3	3	3	3	26	26	26	26	26	26	26	21	26	26	30	4	
11	21	21	16	27	27	27	27	27	21	21	21	21	3	3	30	4		
12	4	27	27	21	21	21	21	21	30	30	30	30	30	30	4			
13	81	81	21	30	30	30	30	30	4	4	4	4	4	4				
14	27	30	30	81	4	4	4	4										
15	30	16	81	4	75	75	75	75										
16	39	4	4	59P														
17	75	75	75	75														
18	16	39	39															
19	13																	
20																		
21																		



# F500 FINAL QUALIFYING

## Final Qualifying

# 9 F5

Sanction No IDC-07-S  
Heartland Park Topeka  
2.5 Mile Road Course

Thursday, October 11, 2007

Ovr	Car				1st Qual.	2nd Qual.	3rd Qual.	4th Qual.
Pos	No.	Driver/Hometown/Div/Region	Sponsor	Make/Model	Fast Lap	Fast Lap	Fast Lap	Fast Lap
1	92	Jason Knuteson /Danville, IN/GL/Indy	Hoosier Racing	Scorpion S1	No Time	1:38.783	1:36.843	1:37.222
2	66	Brian Novak /Dearborn, MI/GL/Det	Hoosier Tire/HRP Motorsports	NovaKar J360	1:38.856	1:37.722	1:36.910	1:37.005
3	14	Bryan Golay /Avon, OH/GL/NeOh	Hoosier/Shortbus Racing	Invader QC-1	1:39.939	1:38.635	1:36.959	1:38.082
4	12	Bob Berman /Palm Beach Gardens, FL/SE/Fla	Dolphin-Motorsports.com/Hoosier	Invader QC-1	1:39.288	1:39.006	1:38.160	1:37.682
5	25	James Elder /West Palm Beach, FL/SE/Fla	Dolphin Motorsports.com	Invader 500	1:39.355	1:39.111	1:37.931	1:37.706
6	34	Wiley McMahan /Covington, GA/SE/MGa	Jim Murphy/Dolphin-motorsports.c	McMahan FDS1	1:40.509	1:39.543	1:37.945	1:38.238
7	31	Don Hamilton /Commerce Township, MI/GL/Det		Rakavon E-14	1:40.666	No Time	1:38.422	1:38.268
8	01	Robert Giesen /Sherwood, WI/CN/Milw	Subway Sandwiches/Hoosier	Red Devil LD-04	1:40.251	1:38.929	1:38.340	1:40.521
9	10	Kenny Price /Dewey, IL/MW/StL	Hoosier Bell Helmets	Scorpion 001	1:39.890	1:39.436	1:40.115	1:38.630
10	88	Katherine Lapham /Irvington, NY/NE/NY	QRE/Hoosier	Invader QC-1	1:42.222	1:42.006	1:39.049	1:40.045
11	84	Jeff Jorgenson /San Jose, CA/NP/SanF	Team NovaKar/Don's Workshop	NovaKar JJ-10	1:39.720	1:39.524	1:40.063	1:39.297
12	33	Andrew Brenkus /Halethorpe, MD/NE/WDC	Priority Partners/Maizel Const.	Invader QC1	1:42.702	1:41.464	1:39.515	1:40.159
13	38	Steven Jondal /Somerset, WI/CN/LOL	Milltronics/Jordal Machine/Hoosier	Red Devil LD04	No Time	No Time	1:41.555	1:39.572
14	54	Michael Vacek /Steger, IL/CN/Chi	QRE/MCDS Inc.	Invader QC-1	1:42.955	1:41.205	1:39.820	1:39.857
15	43	Aaron Ellis /Farmington, MN/CN/LOL	Ellis Motorsports	Ellis AE06	1:58.937	1:48.200	1:45.116	1:40.182
16	62	Steven Moore /Towanda, PA/NE/Glen	TW Group/Peoples State Bank	Invader QC-1	1:42.710	1:41.109	1:40.811	1:40.794
17	3	David Lapham /Irvington, NY/NE/NY	QRE/Hoosier/Redline	QRE Invader QC-1	1:43.995	1:42.022	1:40.827	1:40.796
18	94	Christina Libecco /Warren, OH/NE/MahV	SSS/QRE/Hoosier **Thanks All**	KBS MKV	1:44.809	1:42.412	1:41.122	1:41.319
19	98	James Libecco /BedFord, OH/GL/NeOh	Sonny's SpeedShop/QRE	KBS Mk7	No Time	No Time	1:41.282	1:42.384
20	22	James Weida /Lafayette, IN/GL/Indy	JRW Homes/River Rock Grille	Scorpion S1	1:44.131	1:42.401	1:41.310	1:42.134
21	56	Joseph Palmer /Coppell, TX/SW/Tex	CF5 Racing/Taylor Engineering	NovaKar J9	1:43.399	1:43.948	1:41.433	1:42.287
22	35	Thomas Hastings Jr./Belle Chasse, LA/SE/Bucc		KBS Mark VIII	1:59.125	1:51.881	1:49.856	1:43.161
23	67	John Walbran /Saint Louis, MO/MW/StL	Rusty/Julie Cook	Scorpion 2005	1:45.025	1:46.700	1:43.850	1:44.528
24	16	Chuck McAbee /Jacksonville, FL/SE/Bucc	Memyselfandi Motortoyz/Dolphin	QRE Invader	1:49.555	1:50.834	1:47.350	1:46.434
25	71	Charles Schlismann /Homewood, IL/MW/StL	NearlyNakedRacing/Team Schlism	Red Devil SU-F1	1:53.035	No Time	1:50.895	1:48.285
26	45	Tom Tomlinson /Erlanger, KY/MW/StL	Mitchell Racing Services	NovaKar J10	No Time	No Time	No Time	No Time

@ Over 120% of leader's time

Best time establishes new Runoffs Qualifying Record

Please check correctness of your name, hometown and sponsor.

All changes due to Timing/ Scoring by 6:00 PM Thursday.

*Gini Ragan*  
Gini Ragan  
Chief Timing & Scoring  
Posted at: 2:30 P.M.

# F500 FINAL RESULTS

## FINAL Race

# 9 F5

Sanction No IDC-07-S  
Heartland Park Topeka  
2.5 Mile Road Course

Friday, October 12, 2007

Ovr	Pos	Car	Driver/Hometown/Div/Region	Sponsor	Make/Model	No of Laps	Fastest Lap
	1	66	Brian Novak /Dearborn, MI/GL/Det	Hoosier Tire/HRP Motorsports	NovaKar J360	18	1:37.589
	2	92	Jason Knuteson /Danville, IN/GL/Indy	Hoosier Racing	Scorpion S1	18	1:37.504
	3	98	James Libecco /Bedford, OH/GL/NeOh	Sonny's SpeedShop/QRE	KBS Mk7	18	1:38.998
	4	01	Robert Giesen /Sherwood, WI/CN/Milw	Subway Sandwiches/Hoosier	Red Devil LD-04	18	1:38.452
	5	38	Steven Jondal /Somerset, WI/CN/LOL	Milltronics/Jordal Machine/Hoosier	Red Devil LD04	18	1:38.712
	6	10	Kenny Price /Dewey, IL/MW/StL	Hoosier Bell Helmets	Scorpion 001	18	1:38.464
	7	31	Don Hamilton /Commerce Township, MI/GL/Det		Rakavon E-14	18	1:38.740
	8	3	David Lapham /Irvington, NY/NE/NY	QRE/Hoosier/Redline	QRE Invader QC-1	18	1:40.588
	9	33	Andrew Brenkus /Baltimore, MD/NE/WDC	Priority Partners/Maizel Const.	Invader QC1	18	1:40.210
	10	22	James Weida /Lafayette, IN/GL/Indy	JRW Homes/River Rock Grille	Scorpion S1	18	1:40.389
	11	56	Joseph Palmer /Coppell, TX/SW/Tex	CF5 Racing/Taylor Engineering	NovaKar J9	18	1:42.171
	12	94	Christina Libecco /Warren, OH/NE/MahV	SSS/QRE/Hoosier **Thanks All** :)	KBS MKV	* 17	1:41.213
	13	62	Steven Moore /Towanda, PA/NE/Glen	TW Group/Peoples State Bank	Invader QC-1	17	1:42.989
	14	16	Chuck McAbee /Jacksonville, FL/SE/Bucc	Memyselfandi Motortoyz/Dolphin Moto	QRE Invader	17	1:49.156
	15	71	Charles Schlismann /Homewood, IL/MW/StL	NearlyNakedRacing/Team Schlismann	Red Devil SU-F1	16	1:58.357
	16	25	James Elder /West Palm Beach, FL/SE/Fla	Dolphin Motorsports.com	Invader 500	12	1:38.998
	17	12	Bob Berman /Palm Beach Gardens, FL/SE/Fla	Dolphin-Motorsports.com/Hoosier	Invader QC-1	* 11	1:38.762
	18	43	Aaron Ellis /Farmington, MN/CN/LOL	Ellis Motorsports	Ellis AE06	* 8	1:41.339
	19	14	Bryan Golay /Avon, OH/GL/NeOh	Hoosier/Shortbus Racing	Invader QC-1	* 7	1:37.840
	20	54	Michael Vacek /Steger, IL/CN/Chi	QRE/MCDS Inc.	Invader QC-1	* 7	1:41.736
	21	34	Clint McMahan/Covington, GA/SE/MGa	Jim Murphy/Dolphin-motorsports.com	McMahan FDS1	* 6	1:40.360
	22	35	Thomas Hastings Jr./Belle Chasse, LA/SE/Bucc		KBS Mark VIII	* 4	1:52.945
	23	84	Jeff Jorgenson /San Jose, CA/NP/SanF	Team NovaKar/Don's Workshop	NovaKar JJ-10	* 0	
	24	88	Katherine Lapham /Irvington, NY/NE/NY	QRE/Hoosier	Invader QC-1	* 0	
	25	67	John Walbran /Saint Louis, MO/MW/StL	Rusty/Julie Cook	Scorpion 2005	* 0	
	DNS	45	Tom Tomlinson /Erlanger, KY/MW/StL	Mitchell Racing Services	NovaKar J10		No Time

Number of Starters: 25  
Number of Finishers: 25  
O/A Time of Race: 35 m 37.038 Sec

**Lap leaders:**  
66:1-18

Best time establishes new RunoffsRace Record  
\* Not Running at the Finish

Length of Race: 45 Miles  
Margin of victory: -04.576 sec      75.806 MPH Average Lap Speed  
Fastest Race Lap: 1:37.504 by Jason Knuteson in Car # 92  
Sunoco Hard Charger: James Libecco

*Gini Ragan*  
Gini Ragan  
Chief Timing & Scoring

Posted at: 8:30AM, 10/13/07

# F500 LAP CHART

# 9 F5

## Chart

Sanction: IDC-07-S  
Heartland Park Topeka  
2.5 Mile Road Course

Friday, October 12, 2007

Pos	LAPS																	
	1	2	3	4	5	6	7	8	9	10	11	12	13	14	15	16	17	18
1	66	66	66	66	66	66	66	66	66	66	66	66	66	66	66	66	66	66
2	14	14	14	14	31	31	31	92	92	92	92	92	92	92	92	92	92	92
3	31	31	31	34	92	92	92	31	31	31	31	38	31	31	31	98	98	
4	34	34	34	31	34	14	14	38	38	38	38	38	31	98	98	98	01	01
5	92	92	92	01	01	01	38	01	98	98	98	98	98	01	01	01	38	38
6	01	01	01	92	38	34	01	98	12	12	01	01	01	38	38	38	10	10
7	12	12	12	12	14	38	98	12	01	01	10	10	10	10	10	10	31	31
8	38	38	38	38	10	98	12	10	10	10	3	3	3	3	3	3	3	3
9	10	10	10	10	98	10	10	43	33	3	33	33	33	33	33	33	33	33
10	98	98	98	98	12	12	3	3	3	33	94	22	22	22	22	22	22	22
11	3	3	3	43	43	43	43	33	94	94	22	56	94	94	56	56	56	56
12	43	43	43	3	33	33	33	94	22	22	56	94	56	56	94	94	94	
13	33	33	33	33	3	3	94	22	56	56	12	62	62	62	62	62	62	62
14	54	54	54	54	54	54	22	56	16	16	16	16	16	16	16	16	16	16
15	22	22	22	22	94	94	56	16	62	62	62	71	71	71	71			
16	35	35	35	56	22	22	16	62	71	71	71	25						
17	56	56	56	35	56	56	71	71	25	25	25P							
18	16	16	16	16	16	16	62	25										
19	71	71	71	94	71	71	54P											
20	94	94	94	71	62	62	25											
21	62P	62	62	62	25	25												
22	25	25	25	25														
23																		
24																		
25																		
26																		

# T3 FINAL QUALIFYING

## Final Qualifying

# 10 T3

Sanction No IDC-07-S  
Heartland Park Topeka  
2.5 Mile Road Course

Thursday, October 11, 2007

Ovr	Car				1st Qual.	2nd Qual.	3rd Qual.	4th Qual.
Pos	No.	Driver/Hometown/Div/Region	Sponsor	Make/Model	Fast Lap	Fast Lap	Fast Lap	Fast Lap
1	32	John Heinricy /Royal Oak, MI/NE/Phil	Phoenix Performance/Hoosier	06 Chevrolet Cobalt	1:49.480	1:48.319	1:49.360	1:47.258
2	84	Kevin Fandozzi /Birmingham, MI/GL/Det		06 Chevrolet Cobalt SC	1:49.959	1:49.403	1:48.311	1:47.995
3	27	Robert Huffmaster /Rochester Hills, MI/GL/Det	Huffmaster Crisis Response	04 Mazda RX8	1:49.546	1:49.659	1:48.927	1:48.855
4	1	Richard Gilhart /Cincinnati, OH/SP/Ariz	Mazdaspeed/Mothers Polish	04 Mazda RX8	1:50.354	1:49.969	1:49.745	1:49.169
5	78	Dwight Faitz Jr./Trenton, IL/MW/StL	Kumho/NUKABE/SUBARU of	05 Subaru Legacy GT	1:51.236	1:51.277	1:49.278	1:50.603
6	34	Dennis Holloway /Huntington Beach,	Mothers/Mazdaspeed/Manheim/M04	Mazda RX8	1:50.755	1:50.981	1:49.615	1:50.190
7	15	Scott Shelton /Burbank, CA/SP/CSCC	Team RDR/Mazda Mtrspts/Hoosier	04 Mazda RX8	1:50.671	1:50.583	1:49.947	1:49.704
8	02	Wiley Timbrook /Kingman, AZ/RM/Colo	Kumho TIRES	06 Honda S2000	1:50.896	1:49.868	1:49.761	1:49.860
9	07	Jim Holloway /Huntington Beach, CA/SP/CSCC	Mothers Polish/Mazda/Manhei	04 Mazda RX8	1:50.947	1:51.176	1:49.829	1:49.790
10	81	Joel Lipperini /Pittston, PA/NE/NePa	Hankook Tire/RaceShopper.com	06 Honda S2000	No Time	1:51.525	1:50.114	1:50.174
11	44	Robert Boileau III/Monument, CO/RM/ConD	Hoosier/1-800-FIGHT-MS	04 Honda S2000	1:52.163	1:50.960	1:50.739	1:50.192
12	05	Chad Gilsinger /Marysville, OH/GL/OhV	Hankook/Honda/Alpinestars/Traq	07 Honda S2000	1:51.982	1:51.735	1:50.673	1:50.397
13	12	Rob Lay /Southlake, TX/SW/Tex	Curvacom LLC	05 Mazda RX8	1:51.308	1:51.338	1:50.695	1:50.859
14	13	Scotty B White /Puyallup, WA/NP/Nwst	Kumho/Lowe Group Racing	04 Chrysler Crossfire	1:51.801	1:51.171	1:51.856	1:51.057
15	08	Shannon McMasters /Granbury, TX/SW/Tex	Team MER/Hankook/Mazdaspeed	04 Mazda RX8	1:54.163	1:53.909	1:52.446	1:51.556
16	71	Richard Dickey /Granbury, TX/SW/Tex	Kelly Racing Enterprises/WEC	04 Mazda RX8	1:54.384	1:52.514	1:52.583	1:51.633
17	21	Jerold Lowe /Puyallup, WA/NP/Nwst	Kuhmo/Lowe Group Racing	04 Crysler Crossfire	1:58.537	1:52.957	1:52.571	1:51.993
18	82	John Costello /Wilkes Barre, PA/NE/NePa	Hankook Tire/ChampionRaceWor	06 Honda S2000	1:54.357	1:52.968	1:53.108	1:52.136
19	4	David Vodden /Willows, CA/NP/SanF	Butte College Auto Tech/Honda	04 Honda S2000	1:56.795	1:56.410	1:54.584	1:52.562
20	18	Hugh Nguyen /Houston, TX/SW/Hous	Video Systems Solu/GotGripe.co	03 Mazda Miata	No Time	No Time	No Time	1:52.739
21	99	Rob Piekarczyk /Parma, OH/GL/NeOh	Hankook/Mazda of Wooster/Kryd	05 Mazda RX8	1:54.392	1:54.061	1:52.944	1:52.966
22	42	Michael Kramer /Lewisburg, TN/SE/Tenn	Kumho/RedLine Oil/Cobalt Brakes	04 Saturn ION RedLine	1:55.549	1:54.026	1:59.771	1:53.171
23	31	Lynne Griffiths /Menlo Park, CA/NP/Ore	Kumho/Mazda/Offline Racing	04 Mazda RX8	1:56.558	1:55.598	1:55.452	1:54.554
24	03	Don Istook /Fort Worth, TX/SW/Tex	REvo TECHNIK/ISTOOK'S	03 AUDI TT	1:56.139	1:57.192	1:54.690	1:54.837
25	83	Terry Rohr /Cave Creek, AZ/SP/Ariz	www.GrayTigerRacing.com	06 Subaru WRX TR	1:56.944	1:55.894	1:56.107	1:55.751
26	77	Michael Ference III/San Antonio, TX/SW/Almo		04 Honda S2000	1:58.253	2:00.953	1:59.142	1:56.976
27	17	Brent Ostendorff /Greer, SC/SE/SCar	Mesco Test & Automation	04 Mazda Mazdaspeed	2:02.746	1:58.365	1:59.024	No Time
28	01	Colin Cohen /Southlake, TX/SW/Tex	Istook Motorsport	03 Audi TT	2:35.509	2:00.279	2:00.725	2:00.346
29	69	Kristian Skavnes /Sparta, NJ/NE/NNJ	Hoosier	00 Honda S2000	No Time	No Time	No Time	No Time

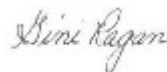
Car17 Loss of time Qualifying 4 per CSA - Non-Compliant

@ Over 120% of leader's time

Best time establishes new Runoffs Qualifying Record

Please check correctness of your name, hometown and sponsor.

All changes due to Timing/ Scoring by 6:00 PM Thursday.



Gini Ragan

Chief Timing & Scoring

Posted at: 8:20 P.M.

# T3 FINAL RESULTS

## Final Race

# 10 T3

Sanction No IDC-07-S  
Heartland Park Topeka  
2.5 Mile Road Course

Saturday, October 13, 2007

Ovr	Car	Driver/Hometown/Div/Region	Sponsor	Make/Model	No of Laps	Fastest Lap
1	27	Robert Huffmaster /Rochester Hills, MI/GL/Det	Huffmaster Crisis Response/Hoosier	04 Mazda RX8	14	2:04.198
2	1	Richard Gilhart /Cincinnati, OH/SP/Ariz	Mazdaspeed/Mothers Polish/Manheim A	04 Mazda RX8	14	2:03.584
3	78	Dwight Faitz Jr./Trenton, IL/MW/StL	Kumho/NUKABE/SUBARU of O'FALLON	05 Subaru Legacy GT	14	2:03.149
4	44	Robert Boileau III/Monument, CO/RM/ConD	Hoosier/1-800-FIGHT-MS	04 Honda S2000	14	2:04.048
5	02	Wiley Timbrook /Kingman, AZ/RM/Colo	Kumho TIRES	06 Honda S2000	14	2:04.732
6	05	Chad Gilsinger /Marysville, OH/GL/OhV	Hankook/Honda/Alpinestars/Traqmate	07 Honda S2000	14	2:06.053
7	34	Dennis Holloway /Huntington Beach, CA/SP/CSCC	Mothers/Mazdaspeed/Manheim/Mazzora	04 Mazda RX8	14	2:05.297
8	15	Scott Shelton /Burbank, CA/SP/CSCC	Team RDR/Mazda Mtrspts/Hoosier/Mot	04 Mazda RX8	14	2:05.298
9	07	Jim Holloway /Huntington Beach, CA/SP/CSCC	Mothers Polish/Mazda/Manheim Auction	04 Mazda RX8	14	2:05.905
10	12	Rob Lay /Southlake, TX/SW/Tex	Curvacom LLC	05 Mazda RX8	14	2:07.951
11	03	Don Istook /Fort Worth, TX/SW/Tex	REvo TECHNIK/ISTOOK'S Motorsports	03 AUDI TT	14	2:08.657
12	4	David Vodden /Willows, CA/NP/SanF	Butte College Auto Tech/Honda PACT	04 Honda S2000	14	2:06.899
13	83	Terry Rohr /Cave Creek, AZ/SP/Ariz	www.GrayTigerRacing.com	06 Subaru WRX TR	14	2:07.253
14	82	John Costello /Wilkes Barre, PA/NE/NePa	Hankook Tire/ChampionRaceWorks.com	06 Honda S2000	14	2:08.757
15	71	Richard Dickey /Granbury, TX/SW/Tex	Kelly Racing Enterprises/WEC	04 Mazda RX8	14	2:11.043
16	17	Brent Ostendorff /Greer, SC/SE/SCar	Mesco Test & Automation mescosc.com	04 Mazda Mazdaspeed Miata	14	2:08.728
17	13	Scotty B White /Puyallup, WA/NP/Nwst	Kumho/Lowe Group Racing	04 Mustang	14	2:08.848
18	81	Joel Lipperini /Pittston, PA/NE/NePa	Hankook Tire/RaceShopper.com	06 Honda S2000	13	2:13.320
19	77	Michael Ference III/San Antonio, TX/SW/Almo		04 Honda S2000	13	2:13.555
20	18	Hugh Nguyen /Houston, TX/SW/Hous	Video Systems Solu/GotGripe.com	03 Mazda Miata	13	2:13.299
21	01	Colin Cohen /Southlake, TX/SW/Tex	Istook Motorsport	03 Audi TT	13	2:13.372
22	84	Kevin Fandozzi /Birmingham, MI/GL/Det		06 Chevrolet Cobalt SC	13	2:04.383
23	99	Rob Piekarczyk /Parma, OH/GL/NeOh	Hankook/Mazda of Wooster/Kryderacin	05 Mazda RX8	13	2:19.110
24	31	Lynne Griffiths /Menlo Park, CA/NP/Ore	Kumho/Mazda/Offline Racing	04 Mazda RX8	13	2:15.427
25	21	Jerold Lowe /Puyallup, WA/NP/Nwst	Kumho/Lowe Group Racing	04 Chrysler Crossfire	12	2:22.737
26	42	Michael Kramer /Lewisburg, TN/SE/Tenn	Kumho/RedLine Oil/Cobalt Brakes	04 Saturn ION RedLine	* 10	2:11.463
DNF	08	Shannon McMasters /Granbury, TX/SW/Tex	Team MER/Hankook/Mazdaspeed	04 Mazda RX8	* 2	2:50.938
DQ	32	John Heinricy /Royal Oak, MI/NE/Phil	Phoenix Performance/Hoosier	06 Chevrolet Cobalt		No Time
DNS	69	Kristian Skavnes /Sparta, NJ/NE/NNJ	Hoosier	00 Honda S2000		No Time

Number of Starters: 27  
Number of Finishers: 26  
O/A Time of Race: 29 m54.284 Sec

**Lap leaders:**  
84:1-2 27:3-14

Best time establishes new RunoffsRace Record  
\* Not Running at the Finish

Length of Race: 35 Miles  
Margin of victory: -01.831      70.223 MPH Average Lap Speed  
Fastest Race Lap:2:03.149 by Dwight Faitz Jr. in Car # 78  
Sunoco Hard Charger: #03 Don Istook +13

*Gini Ragan*  
Gini Ragan  
Chief Timing & Scoring

Posted at: 4:42 P.M.

#32 Disqualified per CSA - Sound

# T3 LAP CHART

# 10 T3

## Chart

Sanction: IDC-07-S  
Heartland Park Topeka  
2.5 Mile Road Course

Saturday, October 13, 2007

Pos	LAPS													
	1	2	3	4	5	6	7	8	9	10	11	12	13	14
1	84	84	27	27	27	27	27	27	27	27	27	27	27	27
2	27	27	1	1	1	1	1	1	1	1	1	1	1	1
3	78	1	78	78	78	44	44	44	44	44	44	44	78	78
4	1	78	02	02	44	78	78	78	78	78	78	78	44	44
5	34	34	34	44	02	05	05	05	05	05	05	05	05	02
6	15	02	05	05	05	34	34	34	34	34	34	02	02	05
7	02	05	44	34	34	07	07	02	02	02	02	34	34	34
8	81	15	15	15	07	15	02	15	15	15	15	15	15	15
9	07	44	07	07	15	02	15	07	07	07	07	07	07	07
10	05	07	12	84	12	12	12	12	12	12	12	12	12	12
11	44	12	84	12	84	03	03	03	03	03	03	03	03	03
12	13	71	03	03	03	4	4	4	4	4	4	4	4	4
13	71	03	71	4	4	71	71	83	83	83	83	83	83	83
14	08	81	81	71	71	83	83	71	71	71	71	71	82	82
15	82	42	4	42	42	42	42	42	82	42	82	82	71	71
16	12	82	82	81	83	81	82	82	42	82	17	17	17	17
17	4	4	42	83	81	82	81	13	17	17	13	13	13	13
18	42	83	83	17	17	17	13	17	13	13	81	81	81	
19	03	13	13	13	82	13	17	81	81	81	77	77	77	
20	99	18	17	82	13	99	77	77	77	77	18	18	18	
21	83	17	99	99	99	77	01	01	01	01	01	01	01	
22	17	99	77	77	77	01	99	18	18	18	99	99	84	
23	18	77	01	01	01	18	18	99	99	99	31	84	99	
24	77	01	18	18	18	31	31	31	31	31	84	31	31	
25	01	31	31	31	31	21	21	84	84	84	21	21		
26	21	21	21	21	21	84	84	21	21	21				
27	31	08P												
28														
29														

# YOKOHAMA FA FINAL QUALIFYING

## Final Qualifying

# 11 FA

Sanction No IDC-07-S  
Heartland Park Topeka  
2.5 Mile Road Course

Thursday, October 11, 2007

Ovr	Car				1st Qual.	2nd Qual.	3rd Qual.	4th Qual.
Pos	No.	Driver/Hometown/Div/Region	Sponsor	Make/Model	Fast Lap	Fast Lap	Fast Lap	Fast Lap
1	66	Hans Peter /Overland Park, KS/MW/KC	Phenix Label/Hoosier/Toyota	Swift 014	1:24.045	1:23.653	1:22.840	1:21.596
2	09	Tonis Kasemets /Mundelein, IL/CN/Chi	Flexovit/Parallax/Hoosier/MK/Elite	Swift 014	1:23.428	1:22.617	1:23.524	1:21.619
3	12	David Grant /Germantown, TN/MW/MidS		Swift 014	1:24.945	1:24.201	1:23.349	1:22.652
4	40	Keith Grant /Germantown, TN/MW/MidS		Swift 014a	1:24.814	1:24.900	1:23.699	1:23.376
5	49	Daniel Selznick /Phoenix, AZ/SP/Ariz	The Room Store	Swift 014	1:26.117	1:24.179	1:24.122	1:23.396
6	10	David Wilcox /Derby, KS/MW/Wich	Hoosier/Toyota/Don Preston Racin	Swift DB4	1:26.778	1:24.882	1:25.451	1:24.243
7	97	Fabio Castellani /Streamwood, IL/CN/Chi	Pro-One/OMP/JR Walker	Swift 014	1:30.756	No Time	1:26.993	1:25.004
8	07	Jacek Mucha /Laval, QC/SE/Fla	PHOENIX-INNOTECH INC.	Swift 014	1:30.524	1:29.504	1:28.805	1:28.079
9	17	Mark Ishikawa /Los Gatos, CA/NP/SanF	BayTSP	Swift 014	1:34.427	1:31.500	1:31.461	1:29.439
10	44	Rodrigo Barbosa /Asheville, NC/SE/CCar	INTER-JOB FRISOS	Ralt RT-4	1:52.531	1:32.786	1:32.407	1:29.698
11	16	William Goldkind /Holbrook, NY/NE/NY	Crestwood Metals	Ralt Toyota RT-41	1:32.309	1:30.487	1:29.719	No Time
12	71	Michael Mallinen /Liberty Lake, WA/SE/SCar	U.S. Ski Team/Leslie Racing	Ralt RT-41	1:33.088	1:31.248	1:30.810	1:30.580
13	8	John P Witherespoon/Lincoln, NE/MW/Neb	Swan Racing	Swift	1:32.427	1:31.010	No Time	No Time
14	93	Jeffrey Walker /Wheaton, IL/CN/Chi	Pro One Motorsports/J R Walker	Swift 014	1:33.364	1:32.347	1:36.790	1:31.717
15	11	Kevin Hartwig /Iowa City, IA/CN/Iowa	HM Motorsport	Swift 008	No Time	1:35.397	1:32.794	1:34.972
16	2	Mark Felsen /Denver, CO/RM/Colo	Fones West Digital Systems	Star Mazda PRO FM	No Time	1:34.470	1:34.681	1:34.226
17	18	Dan Cobb /Libertyville, IL/CN/Chi	Camelot Const/NOVASPORT	Swift 014	No Time	No Time	No Time	No Time

@ Over 120% of leader's time

Please check correctness of your name, hometown and sponsor.

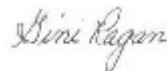
Best time establishes new Runoffs Qualifying Record

All changes due to Timing/ Scoring by 6:00 PM Thursday.

Gini Ragan

Chief Timing & Scoring

Posted at: 3:30 P.M.



# YOKOHAMA FA FINAL RESULTS

## FINAL Race

# 11 FA

Sanction No IDC-07-S  
Heartland Park Topeka  
2.5 Mile Road Course

Saturday, October 13, 2007

Ovr	Pos	Car	Driver/Hometown/Div/Region	Sponsor	Make/Model	No of Laps	Fastest Lap
	1	66	Hans Peter /Overland Park, KS/MW/KC	Phenix Label/Hoosier/Toyota	Swift 014	17	1:44.747
	2	09	Tonis Kasemets /Mundelein, IL/CN/Chi	Flexovit/Parallax/Hoosier/MK/Elite/Pabst	Swift 014	17	1:46.282
	3	8	John P Witherespoon/Lincoln, NE/MW/Neb	Swan Racing	Swift	17	1:46.851
	4	10	David Wilcox /Derby, KS/MW/Wich	Hoosier/Toyota/Don Preston Racing	Swift DB4	17	1:46.654
	5	97	Fabio Castellani /Streamwood, IL/CN/Chi	Pro-One/OMP/JR Walker	Swift 014	17	1:47.283
	6	07	Jacek Mucha /Laval, QC/SE/Fla	PHOENIX-INNOTECH INC.	Swift 014	17	1:49.200
	7	49	Daniel Selznick /Phoenix, AZ/SP/Ariz	The Room Store	Swift 014	16	1:51.499
	8	16	William Goldkind /Holbrook, NY/NE/NY	Crestwood Metals	Ralt Toyota RT-41	16	1:50.696
	9	44	Rodrigo Barbosa /Asheville, NC/SE/CCar	INTER-JOB FRISOS	Ralt RT-4	16	1:53.586
	10	2	Mark Felsen /Denver, CO/RM/Colo	Fones West Digital Systems	STAR Mazda PRO FM	16	1:51.651
	11	17	Mark Ishikawa /Los Gatos, CA/NP/SanF	BayTSP	Swift 014	15	1:59.070
	12	93	Jeffrey Walker /Wheaton, IL/CN/Chi	Pro One Motorsports/J R Walker	Swift 014	15	1:57.565
	13	71	Michael Mallinen /Liberty Lake, WA/SE/SCar	U.S. Ski Team/Leslie Racing SVCS	Ralt RT-41	* 10	1:53.864
DNF	12		David Grant /Germantown, TN/MW/MidS		Swift 014	* 6	1:46.007
DNF	40		Keith Grant /Germantown, TN/MW/MidS		Swift 014a	* 0	
DNS	11		Kevin Hartwig /Iowa City, IA/CN/Iowa	HM Motorsport	Swift 008		No Time
DNS	18		Dan Cobb /Libertyville, IL/CN/Chi	Camelot Const/NOVASPORT	Swift 014		No Time

Number of Starters: 15  
Number of Finishers: 13  
O/A Time of Race: 30 m 11.295 Sec

**Lap leaders:**  
09:1-3 66:4-17

Best time establishes new Runoffs Race Record  
\* Not Running at the Finish

Length of Race: 42.5 Miles  
Margin of victory: -07.379 sec      84.470 MPH Average Lap Speed  
Fastest Race Lap:1:44.747 by Hans Peter in Car # 66  
Sunoco Hard Charger: Car # 8 John P Witherespoon +10

  
Gini Ragan  
Chief Timing & Scoring

Posted at: 3:25 P.M.



# YOKOHAMA FA LAP CHART

# 11 FA

## Chart

Sanction: IDC-07-S  
Heartland Park Topeka  
2.5 Mile Road Course

Saturday, October 13, 2007

Pos	LAPS																
	1	2	3	4	5	6	7	8	9	10	11	12	13	14	15	16	17
1	09	09	09	66	66	66	66	66	66	66	66	66	66	66	66	66	66
2	66	66	66	09	09	09	09	09	09	09	09	09	09	09	09	09	09
3	12	12	12	12	10	10	8	8	8	8	10	10	10	10	10	8	8
4	10	10	10	10	12	8	10	10	10	10	8	8	8	8	8	10	10
5	97	97	8	8	8	97	97	97	97	97	97	97	97	97	97	97	97
6	07	07	97	97	97	07	07	07	07	07	07	07	07	07	07	07	07
7	49	8	07	07	07	2	2	2	2	2	49	49	49	49	49	49	49
8	8	49	49	2	2	12P	49	49	49	49	16	16	16	16	16	16	16
9	71	71	2	49	49	49	16	16	16	16	2	2	2	2	44	44	44
10	17	2	71	16	16	16	71	71	71	71	44	44	44	44	2	2	2
11	2	16	16	71	71	71	17	17	44	44	17	17	17	17	17	17	17
12	16	17	17	17	17	17	44	44	17	17	93	93	93	93	93	93	93
13	44	44	44	44	44	44	93	93	93	93							
14	93	93	93	93	93	93											
15																	
16																	
17																	

# AS FINAL QUALIFYING

## Final Qualifying

# 12 AS

Sanction No IDC-07-S  
Heartland Park Topeka  
2.5 Mile Road Course

Thursday, October 11, 2007

Ovr	Car				1st Qual.	2nd Qual.	3rd Qual.	4th Qual.
Pos	No.	Driver/Hometown/Div/Region	Sponsor	Make/Model	Fast Lap	Fast Lap	Fast Lap	Fast Lap
1	78	Jason Von Kluge /Ann Arbor, MI/GL/Det	Mr. K's Racing	05 Ford Mustang	1:48.045	1:46.350	1:46.031	1:44.590
2	24	Andrew McDermid /Grand Ledge, MI/CN/Milw	Felice Race Engines/Lane Auto	05 Ford Mustang	1:47.267	1:44.860	1:46.585	1:45.154
3	74	Tom Sloe /Chagrin Falls, OH/GL/NeOh	Hoosier Tire/Russell Automotive	96 Ford Mustang	1:47.141	1:45.526	1:46.213	1:45.215
4	58	John Heinricy /Royal Oak, MI/NE/Phil	TAR/Hoosier	02 Pontiac Firebird	1:47.580	1:45.538	1:45.383	No Time
5	42	Michael Lavigne /Hooksett, NH/NE/NEng	Auto Re-Nu-It Auto Body	95 Ford Mustang	1:47.724	1:46.238	1:45.566	1:46.237
6	54	Philip Smith /New Albany, OH/MW/StL	Kumho	91 Chevrolet Camaro	1:46.128	1:46.245	1:45.608	1:45.622
7	20	Jim Wheeler /Lenexa, KS/MW/KC	Hoosier/Rollcamera.net	92 Pontiac Trans Am	1:46.888	1:45.701	1:47.026	1:46.702
8	31	John Blizzard /Hillsboro, OR/NP/Ore	Rombauer Vinyards/Brake Man	85 Chevrolet Camaro	1:48.018	1:45.869	1:48.651	1:46.291
9	7	Kyle Watkins /Broomfield, CO/RM/Colo	Sensible Automotive/Hoosier	04 Ford Mustang	1:47.553	1:45.895	1:48.055	1:45.967
10	28	Monte Cowles /Dumfries, VA/NE/WDC	Cowles Ford/Hoosier/Anze/SRP	94 Ford Mustang	1:47.732	1:46.487	1:48.411	1:45.910
11	51	Tom Ellis /Sunrise, FL/SE/Fla	Steeda/Palm Express/Hoosier	03 Ford Mustang	1:48.072	1:46.581	1:46.312	1:46.782
12	3	Bill Schepergerdes /Rancho Santa Margarita,		88 Chevrolet Camaro	1:48.178	1:47.145	1:47.122	1:46.529
13	36	Geoffrey Kopp /Gardner, KS/MW/KC	Superior Chevrolet	88 Chevrolet Camaro	1:49.511	1:48.193	1:47.966	1:47.324
14	57	Thomas Himes /Slidell, LA/SW/Delt	Steeda/RedLine Oil	89 Ford Mustang	1:50.180	1:47.913	1:49.449	1:49.494
15	77	Richard Jones /Scio, OH/GL/NOhV	JOMAC Truck Bodies and Cranes	95 Ford Mustang	1:49.589	1:49.538	1:48.886	1:47.985
16	38	Thomas Toth /Sugar Grove, IL/GL/Det	Hoosier/Engines by JB	86 Chevrolet Camaro	1:50.765	1:48.155	1:50.096	1:49.506
17	44	William Tucker /Blue Springs, MO/MW/KC		87 Chevrolet Camaro	1:51.064	1:50.345	1:48.493	1:48.408
18	2	John Lechner /North Olmsted, OH/GL/NeOh	Hoosier Tire	94 Ford Mustang	1:55.924	1:52.027	1:48.503	1:49.802
19	21	Ronald LeBaron Sr./Gainesville, VA/NE/WDC	Kumho/RJL Homes	87 Chevrolet Camaro	1:51.555	1:49.867	1:50.296	1:48.834
20	23	Brian Doll /CrawFordsville, IN/CN/CIII	Engines by JB	94 Pontiac Firebird	1:54.194	1:51.909	1:48.909	1:50.777
21	15	Stephen Hynes /White Lake, MI/GL/SagV	Heat Treating Services	96 Ford Mustang	1:51.493	1:48.959	1:50.057	1:49.419
22	27	Eric Ritchie /Katy, TX/SW/Hous	Kumho	86 Chevrolet Camaro	1:52.072	1:49.459	1:50.208	1:50.220
23	19	Scott Davie /Little Rock, AR/MW/Ark	Fred and Jack Trailer Sales Inc	95 Ford Mustang	1:51.054	1:50.833	1:50.104	1:49.690
24	22	Fred Hetherwick /Jackson, MI/CN/Milw	Coldwell Banker Archway/Hoosier	05 Ford Mustang	1:52.330	1:52.119	1:51.673	1:50.675
25	06	Carey Grant /Cordova, TN/MW/MidS	Courtyard by Marriott	97 Chevrolet Camaro	1:53.160	1:52.637	1:50.707	1:50.696
26	61	Scott Bettinger /Haysville, KS/MW/Wich		87 Ford Mustang	1:58.025	1:55.804	1:52.591	1:53.358
27	29	Jonathan Ricker /Danville, KY/MW/StL	RaceCarSupply.com/Morley's	95 Ford Mustang	1:53.072	1:52.703	No Time	No Time
28	60	Harvey West /Owatonna, MN/CN/LOL		89 Ford Mustang	1:53.984	1:53.661	1:53.397	No Time
29	33	Jon Lane /Cortland, OH/NE/MahV	Nelson Ledges Road Course	81 Ford Mustang	1:58.136	1:57.059	No Time	1:53.848
30	50	Thomas Aquilante /Phoenixville, PA/SE/CFla	TAR	02 Pontiac Firebird	1:56.625	1:54.746	1:54.888	No Time
31	63	Charles Dawson /Sebring, FL/SE/CFla	Dawson Mtrsp/Sunoco/Hoosier	92 Chevrolet Camaro	2:02.084	1:57.964	1:57.803	2:01.314

@ Over 120% of leader's time

Please check correctness of your name, hometown and sponsor.

Best time establishes new Runoffs Qualifying Record

All changes due to Timing/ Scoring by 6:00 PM Thursday.

*Gini Ragan*  
Gini Ragan  
Chief Timing & Scoring  
Posted at: 3:30 P.M.

# AS FINAL RESULTS

## Final Race

# 12 AS

Sanction No IDC-07-S  
Heartland Park Topeka  
2.5 Mile Road Course

Saturday, October 13, 2007

Ovr	Pos	Car	Driver/Hometown/Div/Region	Sponsor	Make/Model	No of Laps	Fastest Lap
	1	24	Andrew McDermid /Grand Ledge, MI/CN/Milw	Felice Race Engines/Lane Automotive	05 Ford Mustang	16	1:55.347
	2	3	Bill Schepergerdes /Rancho Santa Margarita,		88 Chevrolet Camaro	16	1:55.108
	3	20	Jim Wheeler /Lenexa, KS/MW/KC	Hoosier/Rollcamera.net	92 Pontiac Trans Am	16	1:53.335
	4	78	Jason Von Kluge /Ann Arbor, MI/GL/Det	Mr. K's Racing	05 Ford Mustang	16	1:57.535
	5	23	Brian Doll /CrawFordsville, IN/CN/CIII	Engines by JB	94 Pontiac Firebird	16	1:55.836
	6	42	Michael Lavigne /Hooksett, NH/NE/NEng	Auto Re-Nu-It Auto Body	95 Ford Mustang	16	1:58.076
	7	77	Richard Jones /Scio, OH/GL/NOhV	JOMAC Truck Bodies and Cranes	95 Ford Mustang	16	1:56.118
	8	15	Stephen Hynes /White Lake, MI/GL/SagV	Heat Treating Services	96 Ford Mustang	16	1:57.437
	9	44	William Tucker /Blue Springs, MO/MW/KC		87 Chevrolet Camaro	16	1:56.256
	10	38	Thomas Toth /Sugar Grove, IL/GL/Det	Hoosier/Engines by JB	86 Chevrolet Camaro	16	2:00.713
	11	2	John Lechner /North Olmsted, OH/GL/NeOh	Hoosier Tire	94 Ford Mustang	16	1:58.320
	12	21	Ronald LeBaron Sr./Gainesville, VA/NE/WDC	Kumho/RJL Homes	87 Chevrolet Camaro	16	2:01.003
	13	74	Tom Sloe /Chagrin Falls, OH/GL/NeOh	Hoosier Tire/Russell Automotive	96 Ford Mustang	* 15	1:53.944
	14	58	John Heinricy /Royal Oak, MI/NE/Phil	TAR/Hoosier	02 Pontiac Firebird	* 15	1:52.788
	15	28	Monte Cowles /Dumfries, VA/NE/WDC	Cowles Ford/Hoosier/Anze/SRP	94 Ford Mustang	* 15	1:58.255
	16	31	John Blizzard /Hillsboro, OR/NP/Ore	Rombauer Vinyards/Brake Man Brakes	85 Chevrolet Camaro	* 15	1:54.992
	17	57	Thomas Himes /Slidell, LA/SW/Delt	Steeda/RedLine Oil	89 Ford Mustang	* 15	1:56.967
	18	33	Jon Lane /Cortland, OH/NE/MahV	Nelson Ledges Road Course	81 Ford Mustang	15	2:01.161
	19	36	Geoffrey Kopp /Gardner, KS/MW/KC	Superior Chevrolet	88 Chevrolet Camaro	15	2:02.444
	20	27	Eric Ritchie /Katy, TX/SW/Hous	Kumho	86 Chevrolet Camaro	15	2:01.881
	21	22	Fred Hetherwick /Jackson, MI/CN/Milw	Coldwell Banker Archway/Hoosier	05 Ford Mustang	15	2:05.422
	22	29	Jonathan Ricker /Danville, KY/MW/StL	RaceCarSupply.com/Morley's Wheel	95 Ford Mustang	15	2:04.724
	23	06	Carey Grant /Cordova, TN/MW/MidS	Courtyard by Marriott	97 Chevrolet Camaro	15	2:08.720
	24	51	Tom Ellis /Sunrise, FL/SE/Fla	Steeda/Palm Express/Hoosier	03 Ford Mustang	* 14	1:55.250
	25	19	Scott Davie /Little Rock, AR/MW/Ark	Fred and Jack Trailer Sales Inc	95 Ford Mustang	14	2:05.169
	26	63	Charles Dawson /Sebring, FL/SE/CFla	Dawson Motorsports/Sunoco/Hoosier	92 Chevrolet Camaro	14	2:11.629
	27	60	Harvey West /Owatonna, MN/CN/LOL		89 Ford Mustang	* 8	2:11.849
DNF	54		Philip Smith /New Albany, OH/MW/StL	Tuxedo Park Racing	91 Chevrolet Camaro	* 6	1:58.671
DNF	7		Kyle Watkins /Broomfield, CO/RM/Colo	Sensible Automotive/Hoosier	04 Ford Mustang	* 2	2:02.021
DNS	61		Scott Bettinger /Haysville, KS/MW/Wich		87 Ford Mustang		No Time
DNS	50		Thomas Aquilante /Phoenixville, PA/SE/CFla	TAR	02 Pontiac Firebird		No Time

Number of Starters: 29  
Number of Finishers: 27  
O/A Time of Race: 31 m 39.848 Sec

**Lap leaders:**  
24:1-11 74:12-15/ 24:16

Best time establishes new Runoffs Race Record  
\* Not Running at the Finish

Length of Race: 40 Miles  
Margin of victory: -00.733 sec      75.796 MPH Average Lap Speed  
Fastest Race Lap: 1:52.788 by John Heinricy in Car # 58  
Sunoco hard Charger: #23 Brian Doll +15

*Gini Ragan*  
Gini Ragan  
Chief Timing & Scoring

Posted at: 7:55 P.M.

# AS LAP CHART

# 12 AS

## Chart

Sanction: IDC-07-S  
Heartland Park Topeka  
2.5 Mile Road Course

Saturday, October 13, 2007

Pos	LAPS															
	1	2	3	4	5	6	7	8	9	10	11	12	13	14	15	16
1	24	24	24	24	24	24	24	24	24	24	24	74	74	74	74	24
2	78	78	78	78	74	74	74	58	74	74	74	58	24	58	58	3
3	74	42	42	74	78	58	58	74	58	58	58	24	58	24	24	20
4	42	74	74	58	58	78	78	3	3	3	3	3	3	3	3	78
5	58	7	58	42	42	3	3	78	78	78	78	78	78	20	20	23
6	7	58	3	3	3	42	42	42	42	42	42	20	20	78	78	42
7	28	28	28	28	28	28	28	28	20	20	20	42	42	23	23	77
8	54	3	54	54	54	54	77	20	28	23	23	23	23	42	42	15
9	31	54	77	77	77	77	20	77	23	28	77	77	77	77	77	44
10	3	77	20	20	20	20	23	23	77	77	15	15	15	15	15	38
11	20	20	15	23	23	23	15	15	15	15	28	28	28	28	28	2
12	51	15	23	15	15	15	31	31	31	44	44	44	44	44	44	21
13	77	31	31	31	31	31	38	38	44	31	31	31	31	31	31	
14	38	38	38	38	38	38	44	44	38	38	38	38	38	38	38	
15	15	23	44	44	44	44	57	57	57	57	57	57	57	57	57	
16	36	57	57	57	57	57	2	21	21	21	2	2	2	2	2	
17	57	44	33	36	36	2	21	36	2	2	21	21	21	21	21	
18	23	33	36	21	21	33	36	2	33	33	33	33	33	33	33	
19	21	36	21	33	2	21	33	33	36	36	36	36	36	36	36	
20	44	21	27	2	33	36	27	27	27	27	27	27	27	51	27	
21	33	27	2	27	27	27	22	22	22	22	51	51	51	27	22	
22	27	29	60	60	22	22	29	29	29	51	22	22	22	22	29	
23	29	60	29	29	29	29	60	51	51	29	29	29	29	29	06	
24	60	2	06	22	60	60	51	06	06	06	06	06	06	06		
25	06	06	22	06	06	51	06	63	63	63	19	19	19	19		
26	63	63	63	63	63	06	63	19	19	19	63	63	63	63		
27	19	19	19	51	51	63	19	60P								
28	2	22	51	19	19	19										
29	22	51														
30																
31																

# GP FINAL QUALIFYING

## Final Qualifying

# 13 GP

Sanction No IDC-07-S  
Heartland Park Topeka  
2.5 Mile Road Course

Thursday, October 11, 2007

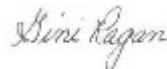
Ovr	Car				1st Qual.	2nd Qual.	3rd Qual.	4th Qual.
Pos	No.	Driver/Hometown/Div/Region	Sponsor	Make/Model	Fast Lap	Fast Lap	Fast Lap	Fast Lap
1	54	Chuck Mathis /Saint Jacob, IL/MW/SIII	247- parts.com/Hoosier/GroundCtI	78 Volkswagen Rabbit	1:47.692	1:48.475	1:47.716	1:47.22
2	21	Jay Marlowe /Hendersonville, NC/SE/CCar	Toyota/TRD/Goodyear/LNA	72 Toyota Corolla	1:48.307	No Time	1:47.515	1:48.341
3	26	Kent Prather /Wakarusa, KS/MW/Kan	Prather Racing/Moss Motors	62 MG A	1:52.175	1:50.294	1:48.387	1:47.604
4	29	Kenneth Bouquillon /New MilFord, CT/NE/NE	EngRebello Racing Engines/GMT	72 Nissan 510	1:48.260	1:50.642	1:49.229	1:47.862
5	47	Bill Wessel /Madison, WI/CN/Milw	Nissan/Goodyear	65 Nissan SPL311	1:50.478	1:49.630	1:48.747	1:47.969
6	3	Chris Albin /Maryland Heights, MO/MW/SIII	247- Parts.com/Hoosier/RedLine/	85 Volkswagen Golf	1:51.403	1:50.871	1:50.783	1:49.012
7	60	Tim Pitts /Louisville, TN/SE/Atl	Performance Tuning	71 Nissan PL510	1:51.112	1:49.763	1:51.603	1:50.581
8	68	Larry Gallagher /Thornville, OH/GL/OhV	CTL ENGINEERING	68 Nissan 510	1:56.303	1:55.411	1:51.859	1:50.842
9	15	Gregory Gauper /Hubertus, WI/CN/Milw	Rana Mort Racing	84 Honda Civic	1:53.276	1:52.274	1:51.991	1:50.860
10	04	Jonathan Goodale /Conifer, CO/RM/Colo	Hoosier/Bimmerhaus/Koni	89 Suzuki Swift GTI	1:53.710	1:53.508	1:51.741	1:52.655
11	00	Keith Church /Greensboro, NC/SE/NCar	Toyota/TRD/Hoosier/ProdBodies	74 Toyota Corolla	1:57.372	1:53.532	1:52.540	2:02.235
12	69	Andy Deatherage /Boca Raton, FL/SE/Fla	WoodysService/Hoosier	94 Suzuki Swift GT	1:51.207	1:49.740	1:48.065	No Time
13	7	Christopher Himes /Reynoldsburg, OH/GL/Ne	OhHoosier/Carbotech/Buzz Thru	84 Honda Civic	No Time	No Time	1:58.059	1:53.512
14	91	Steve Nagle /Westmont, IL/CN/Chi	Nagle Business Marketing	86 Volkswagen Scirocco	2:04.668	2:00.266	1:56.229	15:50.482
15	61	David Hammer /North East, PA/NE/MisB	LakErie Motorsport Supply/Amsoil	77 Volkswagen Rabbit	2:00.431	No Time	1:57.933	1:59.363
16	14	Eric Heczko /Longmont, CO/RM/Colo	Rallye Sport/Goodyear/Nissan	69 Nissan 510	2:05.852	2:01.402	2:04.721	2:02.197
17	41	Gregory Lund /Dallas, TX/SW/LnSt		87 Honda CRXsi	No Time	No Time	No Time	No Time

Car 69 Loss of 6 qualifying positions on final grid per CSA - Protest  
@ Over 120% of leader's time

Best time establishes new Runoffs Qualifying Record

Please check correctness of your name, hometown and sponsor.

All changes due to Timing/ Scoring by 6:00 PM Thursday.



Gini Ragan

Chief Timing & Scoring

Posted at: 4:35 P.M.

# GP FINAL RESULTS

## Final Race

# 13 GP

Sanction No IDC-07-S  
Heartland Park Topeka  
2.5 Mile Road Course

Saturday, October 13, 2007

Ovr	Pos	Car	Driver/Hometown/Div/Region	Sponsor	Make/Model	No of Laps	Fastest Lap
	1	21	Jay Marlowe /Hendersonville, NC/SE/CCar	Toyota/TRD/Goodyear/LNA Enterprises	72 Toyota Corolla	11	1:50.531
	2	54	Chuck Mathis /Saint Jacob, IL/MW/SIII	247-parts.com/Hoosier/GroundControl	78 Volkswagen Rabbit	11	1:51.319
	3	69	Andy Deatherage /Boca Raton, FL/SE/Fla	WoodysService/Hoosier	94 Suzuki Swift GT	11	1:52.533
	4	68	Larry Gallagher /Thornville, OH/GL/OhV	CTL ENGINEERING	68 Nissan 510	11	1:54.698
	5	29	Kenneth Bouquillon /New MilFord, CT/NE/NEng	Rebello Racing Engines/GMT Racing	72 Nissan 510	11	1:54.856
	6	15	Gregory Gauper /Hubertus, WI/CN/Milw	Rana Mort Racing	84 Honda Civic	11	1:54.353
	7	47	Bill Wessel /Madison, WI/CN/Milw	Nissan/Goodyear	65 Nissan SPL311	11	1:51.370
	8	60	Tim Pitts /Louisville, TN/SE/Atl	Performance Tuning	71 Nissan PL510	11	1:53.631
	9	26	Kent Prather /Wakarusa, KS/MW/Kan	Prather Racing/Moss Motors	62 MG A	11	1:53.198
	10	3	Chris Albin /Maryland Heights, MO/MW/SIII	247-Parts.com/Hoosier/RedLine/Groun	85 Volkswagen Golf	11	1:55.140
	11	00	Keith Church /Greensboro, NC/SE/NCar	Toyota/TRD/Hoosier/ProdBodies	74 Toyota Corolla	11	1:56.574
	12	04	Jonathan Goodale /Conifer, CO/RM/Colo	Hoosier/Bimmerhaus/Koni	89 Suzuki Swift GTI	11	1:57.822
	13	61	David Hammer /North East, PA/NE/MisB	LakErie Motorsport Supply/Amsoil	77 Volkswagen Rabbit	11	2:00.430
	14	14	Eric Heczko /Longmont, CO/RM/Colo	Rallye Sport/Goodyear/Nissan	69 Nissan 510	11	2:08.299
DNF		91	Steve Nagle /Westmont, IL/CN/Chi	Nagle Business Marketing	86 Volkswagen Scirocco	* 8	1:57.503
DNF		7	Christopher Himes /Reynoldsburg, OH/GL/NeOh	Hoosier/Carbotech/Buzz Thru	84 Honda Civic	* 3	2:00.037
DNS		41	Gregory Lund /Dallas, TX/SW/LnSt		87 Honda CRXsi		No Time

Number of Starters: 16  
Number of Finishers: 14  
O/A Time of Race: 31 m6.257 Sec

**Lap leaders:**  
21:1-11

Best time establishes new RunoffsRace Record  
\* Not Running at the Finish

Length of Race: 27.5 Miles  
Margin of victory: -07.049      53.047 MPH Average Lap Speed  
Fastest Race Lap: 1:50.531 by Jay Marlowe in Car # 21  
Sunoco Hard Charger: #68 Larry Gallagher +4

*Gini Ragan*  
Gini Ragan  
Chief Timing & Scoring

Posted at: 5:25 P.M.

Car 3 penalized 3 finishing positions per CSA - Contact

# GP LAP CHART

# 13 GP

## Chart

Sanction: IDC-07-S  
Heartland Park Topeka  
2.5 Mile Road Course

Saturday, October 13, 2007

Pos	LAPS										
	1	2	3	4	5	6	7	8	9	10	11
1	21	21	21	21	21P	21	21	21	21	21	21
2	54	54	54	54	54P	54	69	69	54	54	54
3	29	69	69	69	69P	69	47	54	69	69	69
4	69	29	29	47	47	47P	54	26	47	47	68
5	26	47	26	26P	26	26	26	47	26	68	29
6	3	26	47	29	29P	29	68	68	68	29	3
7	47	3	3	68	68P	68	29	29	29	26	26
8	60	68	68	3P	3	3	3	3	3	3	47
9	68	60	60	60	60P	60	60	60	60	60	60
10	00	15	15	15P	15	15	15	15	15	15	15
11	04	04	04	04P	04	04	04	91	91	04	00
12	15	91	91	91P	91	91	91	04	04	00	04
13	91	7	7	61P	61	61	61	00	00	61	61
14	7	61	61	00P	00	00	00	61	61	14	14
15	61	14	00	14P	14	14	14	14	14		
16	14	00	14								
17											

# PACE AMERICAN SM FINAL QUALIFYING

## Final Qualifying

# 14 SM

Sanction No IDC-07-S  
Heartland Park Topeka  
2.5 Mile Road Course

Thursday, October 11, 2007

Ovr	Car				1st Qual.	2nd Qual.	3rd Qual.	4th Qual.
Pos	No.	Driver/Hometown/Div/Region	Sponsor	Make/Model	Fast Lap	Fast Lap	Fast Lap	Fast Lap
1	30	Andrew Caddell /Graham, WA/NP/Nwst	SafeRacer.com	94 Mazda Miata	1:52.363	1:51.410	1:51.713	1:51.630
2	4	Brad Rempelberg /San Jose, CA/SP/CSCC	HooverSpeed	94 Mazda Miata	No Time	1:51.672	1:53.002	1:51.996
3	48	Eric Foss /Braselton, GA/SE/Atl	MER/Race Engineering/Carbotec	90 Mazda Miata	1:52.941	1:52.868	1:52.695	1:51.851
4	44	Steven Gorriaran /Providence, RI/NE/NEng	SyncSave/Driven	90 Mazda Miata	No Time	No Time	1:52.905	1:51.856
5	17	Nick Herda /Las Vegas, NV/SP/LasV	Foxy Girls Cabaret	99 Mazda Miata	1:54.050	1:52.342	1:52.970	1:51.964
6	77	Sammy Valafar /Las Vegas, NV/SP/LasV	ART/E-BARGAIN/KOERNER	95 Mazda Miata	1:53.825	1:52.650	1:53.169	1:52.073
7	26	Steven Ott/Missouri City, TX/SW/Hou	DriverSource/APEX HyPerforman	99 Mazda Miata	No Time	1:52.383	1:52.937	1:52.156
8	10	Blake Clements /Houston, TX/SW/Tex	PhillipsRacePrep/SPInduction/ART	91 Mazda Miata	1:53.343	1:52.673	1:53.457	1:52.204
9	74	Matthew Reynolds /Boerne, TX/SW/Almo	Reynolds Brothers Racing	99 Mazda Miata	1:53.280	1:52.386	1:52.815	1:52.288
10	14	Mark Pombo /Berkeley Lake, GA/SE/Atl	Race Engineering/Pombo Racing	91 Mazda Miata	1:56.020	1:53.306	1:53.696	1:52.444
11	09	Jason Ott /Thornton, CO/RM/Colo	APEX HyPerformance	90 Mazda Miata	1:53.967	1:52.994	1:53.011	1:52.471
12	89	Jesse Combs /Spring, TX/SW/Hous	Coolgas Ltd/Phillips Race	94 Mazda Miata	1:53.661	1:52.486	1:53.149	1:53.000
13	42	Karl Zimmermann /Austin, TX/SW/LnSt	Applied Racing Technology	94 Mazda ART Miata	1:54.277	No Time	1:52.563	1:52.762
14	43	John Phillips III/Sealy, TX/SW/Hous	Phillipsraceprep/toyo/Carbotec	94 Mazda Miata	1:53.924	1:52.619	1:52.811	1:53.111
15	52	Tony Rivera /Missouri City, TX/SW/Hous	Chico's Bailbonds/MSR Houston	99 Mazda Miata	1:54.435	1:53.012	No Time	1:52.698
16	8	Richard Wiese /Chesterfield, MO/MW/StL		90 Mazda Miata	1:55.622	1:54.750	1:53.247	1:52.729
17	57	Steve Welk /Sheboygan Fls, WI/CN/Milw	UMW/Linear Sport/ART/DHL	90 Mazda Miata	1:54.630	1:53.615	1:53.459	1:52.735
18	40	Charles James /Joplin, MO/MW/NeOk	SafeRacer.com/SpecMiata.com	94 Mazda Miata	1:53.608	1:53.285	1:53.010	1:52.738
19	70	Michael Asselta /Overland Park, KS/MW/KC	SafeRacer.com	95 Mazda Miata	1:54.255	1:54.530	1:53.625	1:53.072
20	37	Samuel Henry /Republic, MO/MW/OzMt	SpringfieldDyno.com/Saferacer/J	96 Mazda MX 5	1:54.756	1:53.838	1:53.661	1:53.097
21	01	Mathew Pombo /Winston Salem, NC/SE/Atl	Race Engineering/Pombo Racing	90 Mazda Miata	1:54.322	1:53.783	1:53.447	1:53.178
22	20	Christopher Prey /Oshkosh, WI/CN/Milw	www.ChrisPrey.com	90 Mazda Miata	No Time	No Time	1:53.193	No Time
23	67	Aaron McSpadden /Austin, TX/SW/LnSt	TeamsIllustrated.com/Applied	92 Mazda Miata	1:54.618	1:53.921	1:53.443	1:53.695
24	18	Cole Dahn /Goodyear, AZ/SP/Ariz	Advantage Home Loans Inc.	90 Mazda Miata	1:56.265	1:55.043	1:54.991	1:53.620
25	33	Andrew Rushing /Austin, TX/SW/LnSt	Applied Racing Tech	91 Mazda Miata	1:55.222	1:54.234	1:53.962	1:53.699
26	75	Michael Collins /Mount Airy, MD/NE/WDC	MEATHEAD Racing/York	99 Mazda Miata	1:54.932	1:54.275	1:53.837	1:53.913
27	58	L. Patrick Sandlin /Memphis, TN/SE/CFIa	Community Mortgage Corporation	94 Mazda Miata	1:54.577	1:54.100	No Time	No Time
28	46	Thomas Kraft /Des Moines, IA/MW/DMV	Kraft Imports	95 Mazda Miata	1:56.249	1:55.047	1:55.147	1:54.172
29	41	Stephen Johnson /Leawood, KS/MW/KC	My Lucky Wife	96 Mazda Miata	1:55.914	1:54.495	1:54.227	1:54.577
30	0	Jonathan Boxwell /Baltimore, MD/NE/WDC	Planet Miata/http://boxracing.com	99 Mazda Miata	1:56.368	1:54.931	1:54.323	1:54.622
31	35	Jimmy Underhill /Greenwood Vlg, CO/RM/Colo	Rent2Race.com/UnderhillLaw.c	90 Mazda Miata	1:55.148	1:55.441	1:55.030	1:54.384
32	96	Marc Hoover /Cameron Park, CA/SP/Ariz	HOOVERSPPEED.NET/HOOVERM	94 Mazda Miata	1:54.803	1:55.236	1:54.430	1:56.239
33	00	Jacques Dresang /Hartford, WI/CN/Milw	UMW/Linear Sport/ART/DHL	99 Mazda Miata MX-5a	1:56.614	1:55.053	1:55.108	No Time
34	06	Phillip Mather /Adrian, MI/GL/Det	CG-Locky/Race Engineering	90 Mazda Miata	1:58.449	1:56.669	1:55.734	1:55.780
35	31	Mark Quevli /Westminster, CO/RM/Colo	Connect Colorado Magazine/Q Mot	91 Mazda Miata	No Time	1:57.555	No Time	No Time
36	2	Jim Drago /Memphis, TN/MW/MidS	East Street Auto Parts/Saferacer	99 Mazda Miata	No Time	No Time	No Time	No Time
37	11	Chris James /Joplin, MO/MW/NeOk	SaferRacer.com/SpecMiata.com	90 Mazda Miata	No Time	No Time	No Time	No Time
38	26	Daniel Spirek/parker, CO/RM/Colo			No Time			
39	04	Bob Stretch /Arlington, TX/SW/Tex	Wheels America	99 Mazda Miata	No Time	No Time	No Time	No Time

Car 26(Spirek) Loss of time Qualifying 1 - withdrew

Car 26 Loss of time Qualifying 1-car Change

Car 20 Loss of time Qualifying 1 & 2 per CSA - Non-Compliant

Car 44 Loss of time Qualifying 1 & 2 per CSA - Non-Compliant

Car 4 Loss of time Qualifying 1 per CSA - Non-Compliant

Car 52 Loss of time Qualifying 3 per CSA - Non-Compliant

Car 04 & 11 Loss of all times per CSA - Non-Compliant

Car 31 Loss of time Qualifying 4 per CSA - Conduct

Car 00 Loss of time Qualifying 4 per CSA - Non-Compliant

@ Over 120% of leader's time

Please check correctness of your name, hometown and sponsor.

Best time establishes new Runoffs Qualifying Record

All changes due to Timing/ Scoring by 6:00 PM Thursday.

Gini Ragan

Chief Timing & Scoring

Posted at: 8:00 P.M.



# PACE AMERICAN SM FINAL RESULTS

## Final Race

# 14 SM

Sanction No IDC-07-S  
Heartland Park Topeka  
2.5 Mile Road Course

Saturday, October 13, 2007

Ovr	Pos	Car	Driver/Hometown/Div/Region	Sponsor	Make/Model	No of Laps	Fastest Lap
	1	4	Brad Rampelberg /San Jose, CA/SP/CSCC	HooverSpeed	94 Mazda Miata	12	1:53.930
	2	30	Andrew Caddell /Graham, WA/NP/Nwst	SafeRacer.com	94 Mazda Miata	12	1:53.702
	3	26	Steven Ott/Missouri City, TX/SW/Hou	DriverSource/APEX HyPerformance	99 Mazda Miata	12	1:54.552
	4	44	Steven Gorriaran /Providence, RI/NE/NEng	SyncSave/Driven Performance/Gorilla	90 Mazda Miata	12	1:55.010
	5	74	Matthew Reynolds /Boerne, TX/SW/Almo	Reynolds Brothers Racing	99 Mazda Miata	12	1:55.146
	6	14	Mark Pombo /Berkeley Lake, GA/SE/Atl	Race Engineering/Pombo Racing	91 Mazda Miata	12	1:55.220
	7	77	Sammy Valafar /Las Vegas, NV/SP/LasV	ART/E-BARGAIN/KOERNER ENGINEERING	95 Mazda Miata	12	1:55.021
	8	42	Karl Zimmermann /Austin, TX/SW/LnSt	Applied Racing Technology	94 Mazda ART Miata	12	1:55.328
	9	43	John Phillips III/Sealy, TX/SW/Hous	Phillipsraceprep/toyo/Carboteck	94 Mazda Miata	12	1:55.921
	10	8	Richard Wiese /Chesterfield, MO/MW/StL		90 Mazda Miata	12	1:55.892
	11	37	Samuel Henry /Republic, MO/MW/OzMt	SpringfieldDyno.com/Saferacer/JPD	96 Mazda MX 5	12	1:55.883
	12	09	Jason Ott /Thornton, CO/RM/Colo	APEX HyPerformance	90 Mazda Miata	12	1:56.229
	13	67	Aaron McSpadden /Austin, TX/SW/LnSt	TeamsIllustrated.com/Applied Racing	92 Mazda Miata	12	1:56.115
	14	04	Bob Stretch /Arlington, TX/SW/Tex	Wheels America	99 Mazda Miata	12	1:56.071
	15	52	Tony Rivera /Missouri City, TX/SW/Hous	Chico's Bailbonds/MSR Houston	99 Mazda Miata	12	1:55.936
	16	96	Marc Hoover /Cameron Park, CA/SP/Ariz	HOOVERSPPEED.NET/HOOVERMOTORSPOR	94 Mazda Miata	12	1:56.319
	17	0	Jonathan Boxwell /Baltimore, MD/NE/WDC	Planet Miata/http://boxracing.com	99 Mazda Miata	12	1:57.237
	18	18	Cole Dahn /Goodyear, AZ/SP/Ariz	Advantage Home Loans Inc.	90 Mazda Miata	12	1:56.900
	19	75	Michael Collins /Mount Airy, MD/NE/WDC	MEATHEAD Racing/York Auto/Carbotech	99 Mazda Miata	12	1:56.926
	20	20	Christopher Prey /Oshkosh, WI/CN/Milw	www.ChrisPrey.com	90 Mazda Miata	12	1:55.343
	21	17	Nick Herda /Las Vegas, NV/SP/LasV	Foxy Girls Cabaret	99 Mazda Miata	12	1:56.318
	22	01	Mathew Pombo /Winston Salem, NC/SE/Atl	Race Engineering/Pombo Racing	90 Mazda Miata	12	1:55.826
	23	57	Steve Welk /Sheboygan Fls, WI/CN/Milw	UMW/Linear Sport/ART/DHL	90 Mazda Miata	12	1:55.438
	24	35	Jimmy Underhill /Greenwood Vlg, CO/RM/Colo	Rent2Race.com/UnderhillLaw.com	90 Mazda Miata	12	1:56.782
	25	06	Phillip Mather /Adrian, MI/GL/Det	CG-Lock/Race Engineering	90 Mazda Miata	12	1:58.176
	26	46	Thomas Kraft /Des Moines, IA/MW/DMV	Kraft Imports	95 Mazda Miata	12	1:58.233
	27	31	Mark Quevli /Westminster, CO/RM/Colo	Connect Colorado Magazine/Q Motor	91 Mazda Miata	12	1:59.772
	28	10	Blake Clements /Houston, TX/SW/Tex	PhillipsRacePrep/SPInduction/ART	91 Mazda Miata	12	1:54.863
	29	00	Jacques Dresang /Hartford, WI/CN/Milw	UMW/Linear Sport/ART/DHL	99 Mazda Miata MX-5a	12	1:57.114
	30	89	Jesse Combs /Spring, TX/SW/Hous	Coolgas Ltd/Philips Race Prep/ART	94 Mazda Miata	12	1:56.256
	31	40	Charles James /Joplin, MO/MW/NeOk	SafeRacer.com/SpecMiata.com	94 Mazda Miata	*	11 1:56.090
	32	48	Eric Foss /Braselton, GA/SE/Atl	MER/Race Engineering/Carbotech	90 Mazda Miata	10	1:54.492
	33	70	Michael Asselta /Overland Park, KS/MW/KC	SafeRacer.com	95 Mazda Miata	*	9 1:56.949
DNF	41	Stephen Johnson /Leawood, KS/MW/KC	My Lucky Wife	96 Mazda Miata	*	5 2:01.393	
DNF	33	Andrew Rushing /Austin, TX/SW/LnSt	Applied Racing Tech	91 Mazda Miata	*	2 1:59.817	
DNF	11	Chris James /Joplin, MO/MW/NeOk	SaferRacer.com/SpecMiata.com	90 Mazda Miata	*	2 2:00.679	
DNF	58	L. Patrick Sandlin /Memphis, TN/SE/CFIa	Community Mortgage Corporation	94 Mazda Miata	*	0	
DNS	2	Jim Drago /Memphis, TN/MW/MidS	East Street Auto Parts/Saferacer	99 Mazda Miata			No Time

Number of Starters: 37  
Number of Finishers: 33  
O/A Time of Race: 31 m 18.183 Sec

**Lap leaders:**  
30:1-2 4:3-12

Best time establishes new RunoffsRace Record  
\* Not Running at the Finish

Length of Race: 30 Miles  
Margin of victory: -01.252 sec 57.502 MPH Average Lap Speed  
Fastest Race Lap:1:53.702 by Andrew Caddell in Car # 30  
Sunoco Hard Charger: #96 Mark Hoover +16

  
Gini Ragan  
Chief Timing & Scoring

Posted at: 8:51 P.M.

# PACE AMERICAN SM LAP CHART

# 14 SM

## Chart

Sanction: IDC-07-S  
Heartland Park Topeka  
2.5 Mile Road Course

Saturday, October 13, 2007

Pos	LAPS											
	1	2	3	4	5	6	7	8	9	10	11	12
1	30	30	4	4	4	4	4	4	4	4	4	4
2	4	4	30	30	30	30	30	30	30	30	30	30
3	48	48	48	48	48	48	48	48	48	26	26	26
4	44	44	77	44	44	44	44	26	26	44	44	44
5	77	77	44	77	77	77	26	14	44	10	10	74
6	14	26	26	26	26	26	14	44	10	14	14	14
7	10	14	14	14	14	14	77	10	14	74	74	77
8	26	10	10	10	10	10	10	42	77	77	77	42
9	43	43	74	74	74	74	42	77	42	42	42	43
10	42	74	43	42	42	42	43	74	74	43	43	8
11	74	8	42	43	43	43	74	43	43	8	8	37
12	17	42	8	8	8	8	8	8	8	37	37	09
13	8	89	57	57	57	57	40	89	89	89	89	67
14	89	57	40	89	89	89	89	09	37	40	40	04
15	57	17	89	40	40	40	09	40	09	09	09	52
16	40	40	09	09	09	09	67	37	40	67	67	96
17	09	09	67	67	67	67	37	67	67	04	04	0
18	67	67	37	37	37	37	01	04	04	52	52	18
19	37	37	01	01	01	01	04	52	52	96	96	75
20	01	01	46	46	46	46	52	75	75	75	0	20
21	35	46	75	04	04	04	75	96	96	0	18	17
22	46	75	35	75	75	75	96	0	0	18	75	01
23	75	35	04	96	96	96	0	18	18	01	17	57
24	0	0	96	52	52	52	18	17	01	17	20	35
25	33	33	0	0	0	0	46	01	17	20	01	06
26	11	04	52	20	20	18	17	35	20	35	57	46
27	96	11	18	18	18	20	06	20	35	06	35	31
28	04	96	20	70	06	06	35	06	06	57	06	10
29	18	18	70	41	31	31	20	70	70	31	31	00
30	52	52	41	06	17	17	70	00	57	46	46	89
31	00	70	00	31	35	35	31	57	00	00	00	
32	31	20	06	17	00	00	00	31	31	48P		
33	70	00	31	35P	70	70	57	46	46			
34	06	41	17P	00P	41							
35	20	31										
36	41	06										
37												
38												
39												

# FC FINAL QUALIFYING

## Final Qualifying

# 15 FC

Sanction No IDC-07-S  
Heartland Park Topeka  
2.5 Mile Road Course

Thursday, October 11, 2007


Ovr	Car			1st Qual.	2nd Qual.	3rd Qual.	4th Qual.
Pos	No.	Driver/Hometown/Div/Region	Sponsor	Fast Lap	Fast Lap	Fast Lap	Fast Lap
1	81	Nicholas Coello /East Troy, WI/CN/Milw	pouredfoundations.com/Primus Ra	No Time	1:30.649	No Time	1:30.210
2	35	Charles Shaffer /Catlett, VA/NE/WDC	Goodyear/Redbullvendors.com	No Time	1:32.459	No Time	1:31.447
3	76	Russell Lindemann /Longmont, CO/RM/Colo	Rocky Mountain Tire & Auto	No Time	1:33.166	No Time	1:31.592
4	5	John LaRue /Muncie, IN/GL/Indy	Goodyear/ICP/QuickSilver/OHLIN	No Time	1:32.316	No Time	1:31.620
5	96	Brian Tomasi /Elgin, IL/CN/Chi	RMX/Hoosier Tire/Subway/NOVA	No Time	1:32.118	No Time	1:32.220
6	08	Robert Caldwell /Terre Haute, IN/GL/Indy	Hoosier Tire/The Racers Source	No Time	1:34.094	No Time	1:32.375
7	32	Kirk Kindsfater /Fort Collins, CO/CN/Milw	Arms Up Motorsports/Ortho Center	No Time	No Time	No Time	1:32.612
8	05	Peter LeSueur /Saint Charles, IL/CN/Chi	OSQ/High-Temp	No Time	1:33.989	No Time	1:32.699
9	15	Rossella Manfrinato /Alpharetta, GA/SE/Atl	Goodyear/Quicksilver	1:49.702	1:33.135	No Time	1:32.812
10	55	Charles Moran /Oakton, VA/SE/ODom		1:50.352	1:33.698	No Time	1:33.026
11	41	Brian Belardi /Grafton, WI/CN/Milw	Hoosier Tire/Orion Development	No Time	1:33.783	No Time	1:33.088
12	27	Jose Gerardo /El Paso, TX/RM/PnAm	General Labels & Printing LLC	No Time	1:39.064	No Time	1:33.149
13	29	Mark Ludwig /North Richland Hills, TX/SW/Tex	Pennzoil	No Time	1:33.638	No Time	1:33.156
14	01	Jim Victor /Davenport, IA/CN/GtRv	Smith Barney	No Time	1:33.904	No Time	1:33.323
15	73	Zachary Craigo /Lone Tree, CO/RM/Colo	Rocky Mnt Medical Lasers/Fro	No Time	No Time	No Time	1:33.381
16	67	Dave Weitzenhof /Bath, OH/GL/NeOh	ICP/Quicksilver	No Time	1:33.488	No Time	1:33.653
17	04	Mark Hutchison /New Berlin, WI/CN/Milw	eServ/JJ's Performance/NHM	No Time	1:34.212	No Time	1:33.939
18	74	William Johnson /Austin, TX/SW/LnSt	Athena Manufacturing	No Time	1:34.582	No Time	1:34.060
19	4	Keith Williams /Overland Park, KS/MW/KC	Williams Engines/GY/	No Time	1:35.624	No Time	1:35.532
20	46	Douglas Rocco /Sandisfield, MA/NE/NEng	Jagermeister	2:13.844	1:36.728	No Time	1:36.351
21	77	Thomas Martin /Melissa, TX/SW/Tex	TRM Motorsports	2:46.376	1:42.552	No Time	1:40.207
22	42	Allen Dale /Manhattan, KS/MW/Kan		2:14.471	1:40.740	No Time	1:41.708

@ Over 120% of leader's time

Please check correctness of your name, hometown and sponsor.

Best time establishes new Runoffs Qualifying Record

All changes due to Timing/ Scoring by 6:00 PM Thursday.

  
Gini Ragan  
Chief Timing & Scoring  
Posted at: 3:30 P.M.

# FC FINAL RESULTS

## Final Race

# 15 FC

Sanction No IDC-07-S  
Heartland Park Topeka  
2.5 Mile Road Course

Saturday, October 13, 2007

Ovr Pos	Car	Driver/Hometown/Div/Region	Sponsor	Make/Model	No of Laps	Fastest Lap
1	35	Charles Shaffer /Catlett, VA/NE/WDC	Goodyear/Redbullvendors.com	Van Diemen RF00	13	1:34.856
2	5	John LaRue /Muncie, IN/GL/Indy	Goodyear/ICP/QuickSilver/OHLINS	Citation Snipe FCZ	13	1:34.163
3	76	Russell Lindemann /Longmont, CO/RM/Colo	Rocky Mountain Tire & Auto	Van Diemen RF99	13	1:34.550
4	32	Kirk Kindsfater /Fort Collins, CO/CN/Milw	Arms Up Motorsports/Ortho Center	Van Diemen RF 00	13	1:35.043
5	27	Jose Gerardo /El Paso, TX/RM/PnAm	General Labels & Printing LLC	Van Diemen RF-00	13	1:34.984
6	67	Dave Weitzenhof /Bath, OH/GL/NeOh	ICP/Quicksilver	Citation 95SF	13	1:34.599
7	41	Brian Belardi /Grafton, WI/CN/Milw	Hoosier Tire/Orion Development	Van Diemen RF00	13	1:36.274
8	04	Mark Hutchison /New Berlin, WI/CN/Milw	eServ/JJ's Performance/NHM	Mygale FC99	13	1:36.301
9	05	Peter LeSueur /Saint Charles, IL/CN/Chi	OSQ/High-Temp	Van Diemen RF02	13	1:36.032
10	55	Charles Moran /Oakton, VA/SE/ODom		Crossle 71F	13	1:36.253
11	01	Jim Victor /Davenport, IA/CN/GtRv	Smith Barney	Van Diemen RF 05	13	1:36.529
12	74	William Johnson /Austin, TX/SW/LnSt	Athena Manufacturing	Van Diemen RF00	13	1:37.238
13	4	Keith Williams /Overland Park, KS/MW/KC	Williams Engines/Goodyear/Grundfos	Citation 95SF	13	1:40.189
14	42	Allen Dale /Manhattan, KS/MW/Kan		Van Diemen RF95	13	1:39.316
15	77	Thomas Martin /Melissa, TX/SW/Tex	TRM Motorsports	Van Diemen RF-01-2	13	1:42.406
16	29	Mark Ludwig /North Richland Hills, TX/SW/Tex	Pennzoil	Van Diemen RF99	* 8	1:41.214
17	81	Nicholas Coello /East Troy, WI/CN/Milw	pouredfoundations.com/Primus Racing	Van Diemen RF -01	* 6	1:34.118
DNF	73	Zachary Craig /Lone Tree, CO/RM/Colo	Rocky Mnt Medical Lasers/Frontrange	Van Diemen RF01	* 5	1:40.476
DNF	96	Brian Tomasi /Elgin, IL/CN/Chi	RMX/Hoosier Tire/Subway/NOVA/Primus	Van Diemen RF-01	* 0	
DNF	08	Robert Caldwell /Terre Haute, IN/GL/Indy	Hoosier Tire/The Racers Source	Van Diemen RF00	* 0	
DNF	15	Rossella Manfrinato /Alpharetta, GA/SE/Atl	Goodyear/Quicksilver	Tatuus RC97	* 0	
DNS	46	Douglas Rocco /Sandisfield, MA/NE/NEng	Jagermeister	Van Diemen RF94		No Time

Number of Starters: 21  
Number of Finishers: 17  
O/A Time of Race: 31 m 7.631 Sec

**Lap leaders:**  
81:1-6 35:7-13

Best time establishes new Runoffs Race Record  
\* Not Running at the Finish

Length of Race: 32.5 Miles  
Margin of victory: -00.471 sec      62.646 MPH Average Lap Speed  
Fastest Race Lap: 1:34.118 by Nicholas Coello in Car # 81  
Sunoco Hard Charger: Car#67 Dave Weitzenhof +10

*Gini Ragan*  
Gini Ragan  
Chief Timing & Scoring

Posted at: 7:07 P.M.

# FC LAP CHART

# 15 FC

## Chart

Sanction: IDC-07-S  
Heartland Park Topeka  
2.5 Mile Road Course

Saturday, October 13, 2007

Pos	LAPS												
	1	2	3	4	5	6	7	8	9	10	11	12	13
1	81	81	81P	81	81	81	35	35	35	35	35	35	35
2	35	35	35P	35	35	35	76	76	76	5	5	5	5
3	76	76	76P	76	76	76	5	5	5	76	76	76	76
4	5	5	5P	5	5	5	32	32	32	32	32	32	32
5	32	32	32P	32	32	32	27	27	27	27	27	27	27
6	41	41	41P	27	27	27	67	67	67	67	67	67	67
7	27	27	27P	41	41	67	41	41	41	41	41	41	41
8	4	29	29P	29	67	41	01	05	05	04	04	04	04
9	29	67	67P	67	01	01	05	01	01	05	05	05	05
10	67	01	01P	01	05	05	55	04	04	01	55	01	55
11	01	05	05P	05	29	04	04	55	55	55	01	55	01
12	42	4	4P	4	55	55	74	74	74	74	74	74	74
13	05	42	42P	74	04	29	29	4	4	4	4	4	4
14	74	74	74P	04	4	74	4	42	42	42	42	42	42
15	04	04	04P	42	74	4	42	77	77	77	77	77	77
16	77	55	55P	55	42	42	77						
17	55	77	77P	73	73	77							
18	73	73	73P	77	77								
19													
20													
21													
22													

# SSB FINAL QUALIFYING

## Final Qualifying

## 16 SSB

Sanction No IDC-07-S  
Heartland Park Topeka  
2.5 Mile Road Course

Thursday, October 11, 2007

Ovr	Car				1st Qual.	2nd Qual.	3rd Qual.	4th Qual.
Pos	No.	Driver/Hometown/Div/Region	Sponsor	Make/Model	Fast Lap	Fast Lap	Fast Lap	Fast Lap
1	25	Michael Scornavacchi Jr./Manheim, PA/NE/Susq	Hoosier/Phoenix/Carbotech	07 Pontiac Solstice	1:53.120	1:52.873	1:53.645	1:51.676
2	8	Kenneth Flory /Commerce Township, MI/GL/Det	Hoosier/Competition Graphics	06 Pontiac Solstice	1:53.316	1:54.131	1:53.117	1:51.987
3	86	Toby Grahovec /Chicago, IL/SW/Tex	CLASSIC BMW/Hoosier/REDLINE	03 BMW Z4	1:54.558	1:53.995	1:53.003	1:52.166
4	2	Robert Schader /Boulder, CO/RM/Colo	Hoosier Tire Co. RedLine Oil	06 Honda Civic SI	1:54.219	1:53.366	1:53.339	1:52.633
5	43	Lee Niffenegger /Delaware, OH/CN/Chi	Honda/Hankook/Cobalt/DC Sports	06 Honda Civic Si	1:54.109	1:53.445	1:53.966	1:52.680
6	98	Juston Poole /Atlanta, GA/SE/Atl	Hankook/Hosea Williams bail	06 Honda Civic si	1:55.246	1:54.421	1:54.226	1:52.934
7	24	Charles Guest /Greensboro, NC/SE/CFIa		06 Pontiac Soltice	1:55.368	1:54.422	1:54.944	1:53.711
8	57	William Hagerty /Escondido, CA/SP/SanD	Hoosier Tire/Phoenix Performanc	07 Pontiac Solstice	No Time	No Time	1:54.563	1:53.835
9	10	Stephen Fondakowski /Pelham, NH/NE/NER	Dad/Toyota/Hankook/Snapdragon	00 Toyota Celica GTS	1:56.497	1:55.027	1:53.967	1:54.152
10	16	Alan Yankielun /Pittstown, NJ/NE/NY	Dawes Motorsport Developments	06 Pontiac Solstice	1:55.254	1:54.256	1:54.619	1:54.202
11	6	Jonathan Start /Caledonia, MI/GL/WMch	Kalin Construction Hoosier/Red L	05 Mini Cooper S	1:56.155	1:55.595	1:55.430	1:54.410
12	53	Chase Lin /Lewis Center, OH/GL/OhV	Honda R&D/Hankook/Traqmate	06 Honda Civic	1:56.274	1:54.660	1:55.772	1:54.459
13	41	Michael Pettiford/Louisville, CO/RM/Colo	GO 4 IT Racing Schools/Kumho	01 Chevrolet Camaro V6	No Time	No Time	No Time	1:55.120
14	90	Hugh Nguyen /Houston, TX/SW/Hous	Video System Sol/GotGripe.com	03 BMW Z4	1:56.461	1:56.253	No Time	1:55.641
15	3	Ralph Porter /Kokomo, IN/GL/Indy	Hoosier Racing/RedLine/Tire Barn	04 Mini coopers	1:58.716	1:57.067	1:57.941	1:55.676
16	0	Kristina Etherington /Sammamish, WA/NP/Ore	Mom & Dad	99 Mazda Miata	1:58.950	1:57.666	1:56.764	1:55.775
17	09	Jack Tippens /Davis, IL/CN/Chi	Fall-Line/Hoosier/Anderson/Dora	04 BMW Z4 2.5	1:56.912	1:56.104	1:56.418	1:55.872
18	37	Robbie Davis/Summerville, SC/SE/SCar	Mini of Charleston/MiniUSA.com	05 Mini Cooper S	1:58.637	1:58.030	1:58.017	1:55.902
19	5	Bob Demers /Dover, NH/NE/NEng	Midway Buick Pontiac GMC Truck	07 Pontiac Solstice	1:57.034	1:57.129	1:57.524	1:56.054
20	9	Steven Zink /Fall City, WA/NP/Ore		99 Mazda Miata	2:00.069	1:56.935	1:59.050	1:56.213
21	14	Jill Urso /Orlando, FL/SE/CFIa	Simms Motorsports	06 Mini Cooper S	1:57.641	1:57.323	1:57.157	1:56.622
22	30	Russell McHugh /Sunnyvale, CA/NP/SanF	Mazda	99 Mazda Miata	2:01.786	No Time	1:58.636	1:57.520
23	11	Richard Crites /Brea, CA/SP/SanD	Kumho Tires	06 Honda Civic si	1:59.525	1:57.916	1:57.771	1:58.008
24	45	Peter Davis /Dallas, TX/SW/Tex	Monticello Vineyards	99 Mazda Miata	1:59.208	1:57.788	1:59.069	1:58.755
25	33	Ross Andrews /Greenwood Village,	Billy Graham Camaro	00 Chevrolet Camaro	No Time	No Time	No Time	1:57.806
26	06	Stan Czacki /Elephant Butte, NM/RM/PnAm	Whitehead/Phoenix/GMPerf/Hoosie	06 Pontiac Solstice ZOK	1:58.891	1:59.051	1:59.609	1:58.959
27	51	Thomas Aquilante /Phoenixville, PA/SE/CFIa	TAR	06 Pontiac Solsitce	2:03.118	2:00.651	No Time	No Time
28	39	James Place /San Antonio, TX/SW/Almo		05 Mini Cooper S	No Time	2:00.778	No Time	No Time
29	00	Keith Jones /Lorain, OH/NE/StCt		02 Mazda Miata	2:04.047	2:01.329	2:02.104	No Time
30	20	James McCarthy /Smithtown, NY/NE/NY	Haberad Mini/Mini USA	04 Mini Cooper S	No Time	No Time	No Time	No Time

Car 57 Loss of time Qualifying 1 & 2 per CSA -Change of car - was 7

Car 30 Loss of time Qualifying 2 per CSA - Fuel

Car 33 Loss of time Qualifying 1, 2 & 3 per CSA - Non-Compliant

Car 41 Loss of time Qualifying 1, 2 & 3 per CSA - Non-Compliant

Car 00 Loss of time Qualifying 4 per CSA - Fuel

@ Over 120% of leader's time

Please check correctness of your name, hometown and sponsor.

Best time establishes new Runoffs Qualifying Record



Gini Ragan

Chief Timing & Scoring

Posted at: 5:36 P.M>

All changes due to Timing/ Scoring by 6:00 PM Thursday.

# SSB FINAL RESULTS

## Final Race

## 16 SSB

Sanction No IDC-07-S  
Heartland Park Topeka  
2.5 Mile Road Course

Saturday, October 13, 2007

Ovr	Car	Driver/Hometown/Div/Region	Sponsor	Make/Model	No of Laps	Fastest Lap
1	8	Kenneth Flory /Commerce Township, MI/GL/Det	Hoosier/Comp. Graphics/Pratt&Miller	06 Pontiac Solstice	15	1:54.130
2	43	Lee Niffenegger /Delaware, OH/CN/Chi	Honda/Hankook/Cobalt/DC Sports	06 Honda Civic Si	15	1:54.688
3	86	Toby Grahovec /Chicago, IL/SW/Tex	CLASSIC BMW/Hoosier/REDLINE	03 BMW Z4	15	1:54.650
4	2	Robert Schader /Boulder, CO/RM/Colo	Hoosier Tire Co. RedLine Oil	06 Honda Civic Si	15	1:55.052
5	98	Juston Poole /Atlanta, GA/SE/Atl	Hankook/Hosea Williams bail bonding	06 Honda Civic si	15	1:55.928
6	53	Chase Lin /Lewis Center, OH/GL/OhV	Honda R&D/Hankook/Traqmate	06 Honda Civic	15	1:56.488
7	16	Alan Yankielun /Pittstown, NJ/NE/NY	Dawes Motorsport Developments	06 Pontiac Solstice	15	1:55.474
8	90	Hugh Nguyen /Houston, TX/SW/Hous	Video System Sol/GotGripe.com	03 BMW Z4	15	1:57.045
9	41	Michael Pettiford/Louisville, CO/RM/Colo	GO 4 IT Racing Schools/Kumho	01 Chevrolet Camaro V6	15	1:56.938
10	6	Jonathan Start /Caledonia, MI/GL/WMch	Kalin Construction Hoosier RedLine	05 Mini Cooper S	15	1:56.710
11	3	Ralph Porter /Kokomo, IN/GL/Indy	Hoosier Racing/RedLine/Tire Barn	04 Mini coopers	15	1:57.324
12	25	Michael Scornavacchi Jr./Manheim, PA/NE/Susq	Hoosier/Phoenix/Carbotech	07 Pontiac Solstice	15	1:55.070
13	14	Jill Urso /Orlando, FL/SE/CFla	Simms Motorsports	06 Mini Cooper S	15	1:58.282
14	11	Richard Crites /Brea, CA/SP/SanD	Kumho Tires	06 Honda Civic si	15	1:58.247
15	5	Bob Demers /Dover, NH/NE/NEng	Midway Buick Pontiac GMC Truck	07 Pontiac Solstice	15	1:57.659
16	0	Kristina Etherington /Sammamish, WA/NP/Ore	Mom & Dad	99 Mazda Miata	15	1:58.673
17	33	Ross Andrews /Greenwood Village, CO/RM/Colo	Billy Graham Camaro Salvage/Pryor	00 Chevrolet Camaro	15	1:59.422
18	37	Robbie Davis/Summerville, SC/SE/SCar	Mini of Charleston/MiniUSA.com	05 Mini Cooper S	15	1:57.627
19	45	Peter Davis /Dallas, TX/SW/Tex	Monticello Vineyards	99 Mazda Miata	15	1:59.696
20	39	James Place /San Antonio, TX/SW/Almo		05 Mini Cooper S	15	2:00.103
21	06	Stan Czacki /Elephant Butte, NM/RM/PnAm	Whitehead/Phoenix/GMPerf/Hoosier/Su	06 Pontiac Solstice ZOK	15	2:00.674
22	9	Steven Zink /Fall City, WA/NP/Ore		99 Mazda Miata	15	1:59.664
23	00	Keith Jones /Lorain, OH/NE/StCt		02 Mazda Miata	15	2:02.626
24	57	William Hagerty /Escondido, CA/SP/SanD	Hoosier Tire/Phoenix Performance	07 Pontiac Solstice	* 13	1:56.346
25	09	Jack Tippens /Davis, IL/CN/Chi	Fall-Line/Hoosier/Anderson/Dora	04 BMW Z4 2.5	* 13	1:57.273
26	24	Charles Guest /Greensboro, NC/SE/CFla		06 Pontiac Soltice	* 9	1:56.372
DNF	30	Russell McHugh /Sunnyvale, CA/NP/SanF	Mazda	99 Mazda Miata	* 2	2:02.594
DNF	10	Stephen Fondakowski /Pelham, NH/NE/NER	Dad/Toyota/Hankook/Snapdragon MS	00 Toyota Celica GTS	* 1	5:11.082
DNS	51	Thomas Aquilante /Phoenixville, PA/SE/CFla	TAR	06 Pontiac Solsitce		No Time
DNS	20	James McCarthy /Smithtown, NY/NE/NY	Habberad Mini/Mini USA	04 Mini Cooper S		No Time
DNS	7	William Hagerty /Escondido, CA/SP/SanD				

Number of Starters: 28  
Number of Finishers: 26  
O/A Time of Race: 30 m 6.176 Sec

**Lap leaders:**  
8:1-15

Best time establishes new Runoffs Race Record  
\* Not Running at the Finish

Length of Race: 37.5 Miles  
Margin of victory: -04.174 sec      74.744 MPH Average Lap Speed  
Fastest Race Lap: 1:54.130 by Kenneth Flory in Car # 8  
Sunoco Hard Charger: Carr #11 Richard Crites + 9

*Gini Ragan*  
Gini Ragan  
Chief Timing & Scoring

Posted at: 1:01 P.M. Sunday

# SSB LAP CHART

# 16 SSB

## Chart

Sanction: IDC-07-S  
Heartland Park Topeka  
2.5 Mile Road Course

Saturday, October 13, 2007

Pos	LAPS														
	1	2	3	4	5	6	7	8	9	10	11	12	13	14	15
1	8	8	8	8	8	8	8	8	8	8	8	8	8	8	8
2	25	25	25	25	25	43	43	43	43	43	43	43	43	43	43
3	2	2	2	2	43	25	2	2	2	2	2	2	86	86	86
4	86	86	86	43	2	2	25	25	25	25	25	25	2	2	2
5	98	43	43	86	86	98	98	98	98	86	86	86	98	25	98
6	43	98	16	16	98	53	53	86	86	98	98	98	25	98	53
7	16	16	98	98	53	86	86	16	53	53	16	53	53	53	16
8	24	53	53	53	16	6	16	53	16	16	53	16	6	6	90
9	53	24	24	24	24	16	6	6	6	6	6	6	16	16	41
10	6	6	6	6	6	90	90	57	57	57	57	57	57	90	6
11	90	90	90	90	90	57	57	90	90	90	90	90	90	41	3
12	57	57	57	57	57	24	24	24	41	41	41	41	41	3	25
13	14	41	41	41	41	41	41	41	3	3	3	3	3	37	14
14	41	3	3	3	3	3	3	3	09	09	09	09	09	14	11
15	3	14	09	09	09	09	09	09	37	37	37	37	37	11	5
16	09	09	11	11	11	11	11	37	11	14	14	14	14	5	0
17	33	33	14	14	14	37	37	11	14	11	11	11	11	0	33
18	11	11	33	37	37	14	14	14	0	5	5	5	5	33	37
19	0	0	37	33	33	33	33	0	5	0	0	0	0	45	45
20	9	9	0	0	0	0	0	5	33	33	33	33	33	39	39
21	06	37	9	9	9	9	5	33	45	45	45	45	45	06	06
22	37	5	5	5	5	5	45	45	06	06	06	39	39	9	9
23	5	06	06	06	45	45	06	39	39	39	39	06	06	00	00
24	45	39	39	39	06	06	39	06	00	9	9	9	9		
25	39	45	45	45	39	39	00	00	9	00	00	00	00		
26	30	30	00	00	00	00	9	9	24						
27	00	00													
28	10														
29															
30															



# GT1 FINAL QUALIFYING

## Final Qualifying

# 17 GT1

Sanction No IDC-07-S  
Heartland Park Topeka  
2.5 Mile Road Course

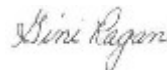
Thursday, October 11, 2007

Ovr	Car				1st Qual.	2nd Qual.	3rd Qual.	4th Qual.
Pos	No.	Driver/Hometown/Div/Region	Sponsor	Make/Model	Fast Lap	Fast Lap	Fast Lap	Fast Lap
1	44	Tony Ave /Mooreville, NC/SE/CCar	Bodin Masonry/Pro-Motor/Goodyear	Chevrolet Corvette	1:31.303	1:30.362	1:30.429	1:29.920
2	11	Philip Simms /Orlando, FL/SE/CFla	Goodyear/Simms Motorsports	Jaguar XKR	1:31.547	1:31.107	1:30.628	1:30.775
3	12	Michael Lewis /Poway, CA/SP/SanD	goodyear/redline/cyclo	Jaguar XKR	No Time	1:31.160	1:31.604	No Time
4	49	William Gray /Springdale, AR/MW/MidS	BGR/Inc.	Chevrolet Corvette	1:33.262	1:33.491	1:32.492	1:31.704
5	59	Simon Gregg /Ponte Vedra Beach, FL/CN/LOL	Derhaag Motorsports	Chevrolet Corvette	1:33.042	1:32.076	1:33.423	1:33.191
6	23	Amy Ruman /Kent, OH/NE/MahV	McNichols Co./Goodyear	Chevrolet Corvette	No Time	1:32.962	1:32.533	1:32.589
7	77	Glen Jung /Osteen, FL/SE/CFla	IT IS ONLY A 2 ROTOR	Mazda Mazda RX7	No Time	1:34.140	1:33.178	1:34.032
8	09	Shawn Gray /Fayetteville, AR/MW/MidS		Chevrolet Camaro	1:35.209	1:33.635	1:33.891	1:33.613
9	04	Philip Lasco /Fenton, MI/GL/Det	Lasco Ford/Hoosier/Redline	Ford Mustang Cobra	1:35.931	1:34.028	1:34.592	No Time
10	48	Raymond Irwin /Topeka, KS/MW/Kan	Heartland Park Topeka & Auto C	Chevrolet Corvette	1:36.184	1:34.371	No Time	1:34.037
11	05	David Fershtand /Fort Worth, TX/SW/Tex		Ford Mustang	1:40.370	1:34.211	1:35.634	No Time
12	29	Bryan Long /Peoria, IL/CN/Chi	HRPWorld.com/Hoosier/Hawk	Chevrolet Camaro	1:39.666	1:35.489	1:35.737	1:34.293
13	9	Jordan Bupp /Fort Lauderdale, FL/SE/Fla	Hamilton Safe & Security Sys	Chevrolet Corvette	19:30.569	1:38.676	1:35.036	1:34.987
14	8	Bernard Bupp Jr./Fort Lauderdale, FL/SE/Fla	Hamilton Safe & Security Sys	Chevrolet Camaro	1:40.330	1:36.925	1:35.397	1:34.993
15	01	James Bradley /Gaston, IN/GL/FtWn	Optical One/Charmant Eyewear	Chevrolet Corvette	1:37.758	1:35.940	1:35.440	1:35.565
16	88	Bud Thurston /Apache Junction, AZ/SP/Ariz	TEAMBUD MOTORSPORTS	Chevrolet Corvette	1:41.563	1:40.624	1:39.725	1:38.485
17	47	Carl Janin /Dallas, TX/SW/Tex		Chevrolet Camaro	1:41.864	1:40.179	1:39.898	1:38.724
18	3	Buddy Cisar III/Bellevue, NE/MW/Neb	Flying Wrench Motorsports	Chevrolet Camaro	2:01.534	1:42.477	1:40.403	No Time
19	08	Thomas Upton /Navasota, TX/SW/Hous		Ford Mustang	2:15.968	No Time	No Time	No Time
20	30	J Richard Grant /Germantown, TN/MW/MidS		Chevrolet Corvette	No Time	No Time	No Time	No Time
21	5	Mark Jurczyk /Chicago, IL/CN/Chi		Porsche GT3 R	No Time	No Time	No Time	No Time

Car 77 Loss of time Qualifying 1 per CSA - Non-Compliant  
@ Over 120% of leader's time

Please check correctness of your name, hometown and sponsor.

Best time establishes new Runoffs Qualifying Record



Gini Ragan

Chief Timing & Scoring

Posted at: 6:05 P.M.

All changes due to Timing/ Scoring by 6:00 PM Thursday.

# GT1 FINAL RESULTS

## Final Race

# 17 GT1

Sanction No IDC-07-S  
Heartland Park Topeka  
2.5 Mile Road Course

Saturday, October 13, 2007

Ovr	Pos	Car	Driver/Hometown/Div/Region	Sponsor	Make/Model	No of Laps	Fastest Lap
	1	44	Tony Ave / Mooresville, NC/SE/CCar	Boden Masonry/Pro-Motor/Goodyear	Chevrolet Corvette	18	1:32.169
	2	11	Philip Simms / Orlando, FL/SE/CFla	Goodyear/Simms Motorsports	Jaguar XKR	18	1:33.521
	3	12	Michael Lewis / Poway, CA/SP/SanD	goodyear/redline/cyclo	Jaguar XKR	18	1:33.482
	4	59	Simon Gregg / Ponte Vedra Beach, FL/CN/LOL	Derhaag Motorsports	Chevrolet Corvette	18	1:35.816
	5	29	Bryan Long / Peoria, IL/CN/Chi	HRPWorld.com/Hoosier/Hawk	Chevrolet Camaro	18	1:36.349
	6	8	Bernard Bupp Jr./Fort Lauderdale, FL/SE/Fla	Hamilton Safe & Security Systems	Chevrolet Camaro	18	1:36.319
	7	77	Glen Jung / Osteen, FL/SE/CFla	IT IS ONLY A 2 ROTOR Mazda/Goodyear	Mazda RX7	18	1:36.358
	8	48	Raymond Irwin / Topeka, KS/MW/Kan	Heartland Park Topeka & Auto Concepts	Chevrolet Corvette	18	1:36.369
	9	05	David Fershtand / Fort Worth, TX/SW/Tex		Ford Mustang	18	1:37.444
	10	88	Bud Thurston / Apache Junction, AZ/SP/Ariz	TEAMBUD MOTORSPORTS	Chevrolet Corvette	18	1:37.522
	11	01	James Bradley / Gaston, IN/GL/FtWn	Optical One/Charmant Eyewear	Chevrolet Corvette	17	1:38.302
	12	47	Carl Janin / Dallas, TX/SW/Tex		Chevrolet Camaro	17	1:38.249
	13	3	Buddy Cisar III/Bellevue, NE/MW/Neb	Flying Wrench Motorsports	Chevrolet Camaro	17	1:40.214
	14	49	William Gray / Springdale, AR/MW/MidS	BGR/Inc.	Chevrolet Corvette	* 16	1:34.682
DNF	9		Jordan Bupp / Fort Lauderdale, FL/SE/Fla	Hamilton Safe & Security Systems	Chevrolet Corvette	* 8	1:35.743
DNF	09		Shawn Gray / Fayetteville, AR/MW/MidS		Chevrolet Camaro	* 1	3:44.728
DNF	23		Amy Ruman / Kent, OH/NE/MahV	McNichols Co./Goodyear/Rumanracing	Chevrolet Corvette	* 0	
DNS	04		Philip Lasco / Fenton, MI/GL/Det	Lasco Ford/Hoosier/Redline	Ford Mustang Cobra		No Time
DNS	5		Mark Jurczyk / Chicago, IL/CN/Chi		Porsche GT3 R		No Time
DNS	08		Thomas Upton / Navasota, TX/SW/Hous		Ford Mustang		No Time
DNS	30		J Richard Grant / Germantown, TN/MW/MidS		Chevrolet Corvette		No Time

Number of Starters: 17  
Number of Finishers: 14  
O/A Time of Race: 28 m 14.315 Sec

**Lap leaders:**  
44:1-18

Best time establishes new Runoffs Race Record  
\* Not Running at the Finish

Length of Race: 45 Miles  
Margin of victory: -09.835 sec      95.614 MPH Average Lap Speed  
Fastest Race Lap: 1:32.169 by Tony Ave in Car # 44  
Sunoco Hard Charger: Bernard Bupp Jr. +8

  
Gini Ragan  
Chief Timing & Scoring

Posted at: 9:05 A.M. Sunday

# GTI LAP CHART

# 17 GT1

## Chart

Sanction: IDC-07-S  
Heartland Park Topeka  
2.5 Mile Road Course

Saturday, October 13, 2007

Pos	LAPS																	
	1	2	3	4	5	6	7	8	9	10	11	12	13	14	15	16	17	18
1	44	44	44	44	44	44	44	44	44	44	44	44	44	44	44	44	44	44
2	11	11	11	11	11	11	11	11	11	11	11	11	11	11	11	11	11	11
3	12	12	12	12	12	12	12	12	12	12	12	12	12	12	12	12	12	12
4	49	49	49	49	49	49	49	49	49	49	49	49	49	49	49	49	59	59
5	59	59	59	59	59	59	59	59	59	59	59	59	59	59	59	59	29	29
6	29	29	29	29	29	29	29	29	29	29	29	29	29	29	29	29	8	8
7	8	8	8	8	8	8	48	48	48	48	48	8	8	8	8	8	77	77
8	48	48	48	48	48	48	8	8	8	8	77	77	77	77	77	77	48	48
9	77	77	77	77	77	77	77	77	77	77	48	48	48	48	48	48	05	05
10	01	01	01	01	01	05	05	05	05	05	05	05	05	05	05	05	88	88
11	05	05	05	05	05	01	01	01	01	88	88	88	88	88	88	88	01	
12	88	88	88	88	88	88	88	88	88	01	01	01	01	01	01	01	47	
13	47	47	47	47	47	47	47	47	47	47	47	47	47	47	47	47	3	
14	3	3	3	3	3	3	3	3	3	3	3	3	3	3	3	3		
15	09	9	9	9	9	9	9	9	9									
16	9																	
17																		
18																		
19																		
20																		
21																		

# VALVOLINE GT2 FINAL QUALIFYING

## Final Qualifying

# 18 GT2

Sanction No IDC-07-S  
Heartland Park Topeka  
2.5 Mile Road Course

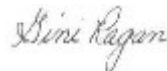
Thursday, October 11, 2007

Ovr	Car				1st Qual.	2nd Qual.	3rd Qual.	4th Qual.
Pos	No.	Driver/Hometown/Div/Region	Sponsor	Make/Model	Fast Lap	Fast Lap	Fast Lap	Fast Lap
1	1	Wayland Joe /South Barrington, IL/CN/Chi		Porsche GT-3	No Time	1:39.994	1:38.026	1:37.551
2	46	James Goughary /Houston, TX/NE/NEng	Nissan/RedLine Oil	Nissan 350z	1:41.483	1:38.317	1:38.527	1:38.889
3	50	Tom Patton /Hamilton, OH/GL/Cinc	Tire Discounters/RedLine Oil/GY	Sunbeam Tiger	1:39.677	1:38.707	1:39.321	1:38.485
4	52	Tony Rivera /Missouri City, TX/SW/Hous	DriverSource	Panoz GTS	1:39.966	1:38.511	1:39.271	1:39.027
5	96	Jim Walsh /Redmond, WA/NP/Nwst	Microsoft Live Search/Yokohama	Porsche 911 GT3 Cup	No Time	1:39.545	1:38.887	1:38.788
6	31	Mark Plummer /Plano, TX/SW/Tex	Driversource Competition	Panoz GTS	1:44.141	1:39.701	1:38.844	1:39.381
7	32	Jeffrey Moore /Houston, TX/SW/Hous	Driversource Competition	Porsche GT3 Cup	No Time	1:40.227	1:38.865	No Time
8	74	Gerald Mason /Fishers, IN/GL/Indy	Hoosier Tire/GMR/Motionwear	Nissan 300ZX	1:40.889	1:39.222	1:38.911	1:42.735
9	22	Paul Baynard Jr./Southlake, TX/SW/Tex	AutoComp Racing	Toyota Celica	1:41.749	No Time	1:40.002	No Time
10	19	Marvin Epps /Temecula, CA/SP/CSCC		Porsche 968	1:43.684	1:40.956	1:42.442	1:48.757
11	41	Andrew Hauck III/Cincinnati, OH/MW/Kan	Prather Racing	Porsche 996	No Time	1:41.232	1:41.069	1:42.107
12	58	Evan Gardner /Glendale, CA/SP/CSCC	Wine Country/Mobius Motorsports	Mazda RX7	No Time	1:42.060	1:42.816	1:41.226
13	71	Derek Jones /Philadelphia, PA/NE/Phil	Rick Carlino Racing	Porsche Boxster	1:43.045	1:41.709	1:41.787	1:42.261
14	75	Milton Grant /Germantown, TN/MW/MidS	Courtyard by Marriott/Goodyear/	Toyota Celica	1:42.509	1:41.826	1:44.677	1:43.887
15	43	Richard Smith /Loxahatchee, FL/SE/Fla	Miami fastlane racing	Mazda RX7	1:43.609	No Time	1:42.477	1:44.298
16	60	Timothy Gray /Eden Prairie, MN/CN/LOL	Ryan Companies US/Inc.	Porsche GT3 Cup	No Time	1:44.649	1:43.893	1:42.971
17	99	David Lemon /Signal Hill, CA/SP/CSCC	Mazdatrrix.com	Mazda RX7	1:47.916	1:45.441	1:44.886	1:43.903
18	6	Tony Giordano Jr./Overland Park, KS/MW/KC		Nissan 280-Z	1:53.861	1:51.911	1:50.565	1:50.965
19	4	Thomas Vlasak /Tallahassee, FL/SE/Bucc		Porsche 911	2:03.002	1:58.703	1:52.018	1:54.634
20	2	Mike Henderson /El Cajon, CA/SP/SanD	Hoosier/Mazda/RedLine Oil	Mazda RX7	No Time	No Time	No Time	No Time

Car 1, 32, 41, 58, & 96 Loss of time Qualifying 1 per CSA - Fuel  
Car 43 Loss of time Qualifying 2 per CSA - Fuel, Non-Compliant  
@ Over 120% of leader's time

Please check correctness of your name, hometown and sponsor.

Best time establishes new Runoffs Qualifying Record



Gini Ragan

Chief Timing & Scoring

Posted at: 2:56 P.M.

All changes due to Timing/ Scoring by 6:00 PM Thursday.

# VALVOLINE GT2 FINAL RESULTS

## Final Race

# 18 GT2

Sanction No IDC-07-S  
Heartland Park Topeka  
2.5 Mile Road Course

Sunday, October 14, 2007

Ovr	Pos	Car	Driver/Hometown/Div/Region	Sponsor	Make/Model	No of Laps	Fastest Lap
	1	1	Wayland Joe /South Barrington, IL/CN/Chi	soakworld.com/NGT Motorsports	Porsche GT-3	18	1:38.740
	2	96	Jim Walsh /Redmond, WA/NP/Nwst	Microsoft Live Search/Yokohama Tire	Porsche 911 GT3 Cup	18	1:39.482
	3	32	Jeffrey Moore /Houston, TX/SW/Hous	Driversource Competition	Porsche GT3 Cup	18	1:38.863
	4	41	Andrew Hauck III/Cincinnati, OH/MW/Kan	Prather Racing	Porsche 996	18	1:40.968
	5	22	Paul Baynard Jr./Southlake, TX/SW/Tex	AutoComp Racing	Toyota Celica	18	1:41.798
	6	58	Evan Gardner /Glendale, CA/SP/CSCC	Wine Country/Mobius Motorsports	Mazda RX7	18	1:42.369
	7	71	Derek Jones /Philadelphia, PA/NE/Phil	Rick Carlino Racing	Porsche Boxster	18	1:42.576
	8	19	Marvin Epps /Temecula, CA/SP/CSCC		Porsche 968	18	1:43.015
	9	75	Milton Grant /Germantown, TN/MW/MidS	Courtyard by Marriott/Goodyear/	Toyota Celica	18	1:44.753
	10	60	Timothy Gray /Eden Prairie, MN/CN/LOL	Ryan Companies US/Inc.	Porsche GT3 Cup	* 17	1:43.817
	11	6	Tony Giordano Jr./Overland Park, KS/MW/KC		Nissan 280-Z	17	1:50.742
	12	4	Thomas Vlasak /Tallahassee, FL/SE/Bucc		Porsche 911	17	1:53.011
	13	46	James Goughary /Houston, TX/NE/NEng	Nissan/RedLine Oil	Nissan 350z	* 13	1:39.382
	14	99	David Lemon /Signal Hill, CA/SP/CSCC	Mazdatrix.com	Mazda RX7	* 11	1:45.022
	15	74	Gerald Mason /Fishers, IN/GL/Indy	Hoosier Tire/GMR/Motionwear	Nissan 300ZX	* 9	1:40.138
DNF	43		Richard Smith /Loxahatchee, FL/SE/Fla	Miami fastlane racing	Mazda RX7	* 1	1:50.752
DNF	50		Tom Patton /Hamilton, OH/GL/Cinc	Tire Discounters/RedLine Oil/Goodyear	Sunbeam Tiger	* 0	
DNF	52		Tony Rivera /Missouri City, TX/SW/Hous	DriverSource	Panoz GTS	* 0	
DNF	31		Mark Plummer /Plano, TX/SW/Tex	Driversource Competition	Panoz GTS	* 0	
DNS	2		Mike Henderson /El Cajon, CA/SP/SanD	Hoosier/Mazda/RedLine Oil	Mazda RX7		No Time

Number of Starters: 19

Number of Finishers: 15

O/A Time of Race: 38 m 12.538 Sec

Length of Race: 45 Miles

Margin of victory: -03.401 sec 70.664 MPH Average Lap Speed

Fastest Race Lap: 1:38.740 by Wayland Joe in Car # 1

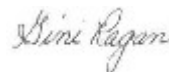
Sunoco hard Charger: #6 Tony Giordano Jr. +7

### Lap leaders:

1:1-18

Best time establishes new Runoffs Race Record

\* Not Running at the Finish



Gini Ragan

Chief Timing & Scoring

Posted at: 5:04 P.M.

# VALVOLINE GT2 LAP CHART

# 18 GT2

## Chart

Sanction: IDC-07-S  
Heartland Park Topeka  
2.5 Mile Road Course

Sunday, October 14, 2007

Pos	LAPS																	
	1	2	3	4	5	6	7	8	9	10	11	12	13	14	15	16	17	18
1	1	1	1	1	1	1	1	1	1	1	1	1	1	1	1	1	1	1
2	46	46	46	46	46	46	46	46	46	46	46	46	46	96	96	96	96	96
3	96	96	96	96	96	96	96	96	96	96	96	96	96	32	32	32	32	32
4	32	32	32	32	32	32	32	32	74	32	32	32	32	41	41	41	41	41
5	74	74	74	74	74	74	74	74	32	41	41	41	41	22	22	22	22	22
6	71	71	71	71	71	71	71	71	41	71	71	22	22	58	58	58	58	58
7	58	58	58	58	58	58	58	41	71	58	58	58	58	71	71	71	71	71
8	41	41	41	41	41	41	41	58	58	22	22	71	71	19	19	19	19	19
9	43	22	22	22	22	22	22	22	22	75	19	19	19	60	60	60	60	75
10	22	75	75	75	75	75	75	75	75	60	75	75	75	75	75	75	75	75
11	75	60	60	60	60	60	60	60	60	19	60	60	60	6	6	6	6	6
12	60	4	4	4	4	4	19	19	19	99	6	6	6	4	4	4	4	4
13	4	6	6	6	6	6	99	99	99	6	4	4	4					
14	6	99	99	99	99	19	4	4	4	4	99P							
15	99	19	19	19	19	99	6	6	6									
16	19																	
17																		
18																		
19																		
20																		

# T2 FINAL QUALIFYING

## Final Qualifying

# 19 T2

Sanction No IDC-07-S  
Heartland Park Topeka  
2.5 Mile Road Course

Thursday, October 11, 2007

Ovr	Car				1st Qual.	2nd Qual.	3rd Qual.	4th Qual.
Pos	No.	Driver/Hometown/Div/Region	Sponsor	Make/Model	Fast Lap	Fast Lap	Fast Lap	Fast Lap
1	35	Don Knowles /Pittsboro, NC/NE/Phil	Phoenix Perf/Iracing.com/Hoosier	07 Pontiac Solstice	1:46.626	1:47.333	1:45.864	1:46.214
2	79	Edward Zabinski /Hallandale Beach,	theracingcoach.com	05 Lotus Elise	No Time	No Time	No Time	1:45.993
3	05	William Ziegler /StamFord, CT/NE/NEng	Swisher/Phoenix/Hoosier	07 Pontiac GXP	1:47.251	1:46.417	1:47.558	1:46.190
4	32	Joseph Aquilante /Chester Springs, PA/NE/Phil	Phoenix Perf/Iracing.com/Hoosier	07 Pontiac Solstice GXP	1:47.334	1:48.334	1:47.476	1:46.479
5	14	Rob Hines /Arlington, VA/NE/WDC	Kumho/Nismo/Carbotech/RedLine	03 Nissan 350z	1:47.338	1:47.748	1:47.222	1:46.826
6	73	John Buttermore /Pontiac, MI/GL/Det	Detroit Muscle	04 Cadillac CTS-V	1:49.109	1:47.872	1:46.958	1:56.897
7	75	David Schotz /Chandler, AZ/SP/Ariz	SCCAForums.com/Kumho/Carbote	01 Pontiac Firebird Formula	1:47.559	1:47.596	2:25.358	1:46.972
8	99	Jason Henderson /Cincinnati, OH/GL/Cinc	Trailex/Hoosier/JRZ/DriversRoad.	03 Nissan 350z	1:50.276	1:48.359	1:47.114	1:50.226
9	02	George Biskup /Naperville, IL/CN/Chi	Biskup Motorsports	05 Dodge SRT-4	1:48.880	1:48.477	1:47.303	No Time
10	3	Ken Dobson /Sonoma, CA/NP/SanF	Nissan Motorsports/Hoosier Tire	03 Nissan 350z	1:48.581	1:48.086	1:48.173	1:47.621
11	8	William Baten /Indianapolis, IN/GL/Indy	Online Architecture;	01 Chevrolet Camaro Z28	No Time	1:49.555	1:47.698	1:48.705
12	0	Bryan Viviani /Leechburg, PA/NE/StCt	Hoosier	06 Subaru STI	1:49.457	1:48.767	1:48.109	1:49.004
13	16	Michael Santos /San Lorenzo, CA/SP/CSCC	worksEvo.com/Hoosier	05 Mitsubishi Evo	1:51.780	1:50.512	1:48.271	1:48.996
14	34	Marty Grand /Manassas Park, VA/NE/WDC	AMS Performance	06 Mitsubishi Evo IX	1:52.221	1:52.987	1:51.720	1:48.629
15	15	Chris Brannon/Mtn. Home, AR/MW/OzMt	Kumho/GM Performance	05 Pontiac GTO	1:52.539	1:50.461	1:49.524	1:50.030
16	41	Michael Pettiford/Louisville, CO/RM/Colo	GO 4 IT Racing Schools/Kumho	01 Chevrolet Corvette Z28	1:50.954	1:50.055	1:49.741	No Time
17	33	William Moore Jr./Chagrin Falls, OH/GL/Ne	OhSwift Filters/Kumho/Tim Lall	02 Chevrolet Camaro	1:50.837	1:51.099	1:50.413	1:51.395
18	12	Joe Hermes /Happy Valley, OR/NP/Ore	Kumho/Nissan/lamborghini Pland	03 Nissan 350z	No Time	1:51.534	1:50.479	1:51.399
19	11	Kumar Viswalingam /Cincinnati, OH/MW/StL	Hoosier/Predator Motorsport	98 Pontiac Firebird	1:54.908	1:51.225	No Time	No Time
20	77	Segundo Quinones /Glenwood, MD/NE/WDC		02 Chevrolet Camaro	1:53.125	1:52.660	No Time	1:52.399
21	10	John Baldwin Jr./Covington, LA/SE/CFla	Baldwin Subaru/JB2 Motorsports	05 Subaru STI	No Time	1:53.435	No Time	1:52.471
22	58	CJ Moses /Gainesville, VA/NE/WDC	AMSPerformance.com	06 Mitsubishi Evo 9 MR	2:00.408	No Time	No Time	1:52.872
23	5	Richard Roberts /Chicago, IL/CN/Chi	Kinetic Energy Resources/Fall-Lin	03 BMW M3	1:52.930	1:53.735	1:54.569	1:53.420
24	4	Dennis Aubuchon /Arnold, MO/MW/StL	Kumho Tires	05 Lotus Elise	1:55.344	1:55.324	1:55.020	1:53.169
25	2	Spencer Gorham Jr./Gresham, OR/NP/Ore	Grand Prix Imports/Kumho/Carbo	04 Nissan 350z	1:59.208	1:55.571	1:55.189	1:53.173
26	9	Steven Christopher /Olathe, KS/MW/KC	DTV 021709 Conversion	01 Camaro Z28	1:55.343	1:57.327	1:53.735	2:00.894
27	07	John Tecce /Ormond Beach, FL/SE/Atl	BGB Motorsports Group/LLC	02 BMW M3	No Time	No Time	No Time	No Time
28	08	Guy Pavageau /Columbia, MD/NE/WDC	Honest Pierre's Kids Parties	02 Chevrolet Camaro Z28	No Time	No Time	No Time	No Time
29	21	Arthur Brass /Houston, TX/SW/Hous	HalJoy Renewable Fuels	05 Ford Mustang	No Time	No Time	No Time	No Time

Car 79 loss of time Qualifying 1, 2 & 3 per Tech Steward - Change of Car

Car 21 Loss of time Qualifying 1 & 2 per CSA - Non-Compliant

Car 77 Loss of time Qualifying 3 per CSA - Non Compliant

@ Over 120% of leader's time

Best time establishes new Runoffs Qualifying Record

Please check correctness of your name, hometown and sponsor.

All changes due to Timing/ Scoring by 6:00 PM Thursday.

*Gini Ragan*

Gini Ragan

Chief Timing & Scoring

Posted at: 6:05 P.M.

# T2 FINAL RESULTS

## Final Race

# 19 T2

Sanction No IDC-07-S  
Heartland Park Topeka  
2.5 Mile Road Course

Sunday, October 14, 2007

Ovr	Car	Driver/Hometown/Div/Region	Sponsor	Make/Model	No of Laps	Fastest Lap
1	35	Don Knowles /Pittsboro, NC/NE/Phil	Phoenix Perf/Iracing.com/Hoosier	07 Pontiac Solstice	18	1:45.468
2	05	William Ziegler /StamFord, CT/NE/NEng	Swisher/Phoenix/Hoosier	07 Pontiac GXP	18	1:47.274
3	79	Edward Zabinski /Hallandale Beach, FL/NP/Nwst	theracingcoach.com	07 Pontiac Solstice	18	1:47.162
4	75	David Schotz /Chandler, AZ/SP/Ariz	SCCAForums.com/Kumho/Carbotech/HP2	01 Pontiac Firebird Formula	18	1:48.394
5	3	Ken Dobson /Sonoma, CA/NP/SanF	Nissan Motorsports/Hoosier Tire	03 Nissan 350z	18	1:48.393
6	73	John Buttermore /Pontiac, MI/GL/Det	Detroit Muscle	04 Cadillac CTS-V	18	1:48.962
7	16	Michael Santos /San Lorenzo, CA/SP/CSCC	worksEvo.com/Hoosier	05 Mitsubishi Evo	18	1:49.196
8	8	William Baten /Indianapolis, IN/GL/Indy	Online Architecture; MarksADR;Kumho	01 Chevrolet Camaro Z28	18	1:49.602
9	99	Jason Henderson /Cincinnati, OH/GL/Cinc	Trailex/Hoosier/JRZ/DriversRoad.com	03 Nissan 350z	18	1:49.478
10	34	Marty Grand /Manassas Park, VA/NE/WDC	AMS Performance	06 Mitsubishi Evo IX	18	1:50.229
11	15	Chris Brannon/Mtn. Home, AR/MW/OzMt	Kumho/GM Performance	05 Pontiac GTO	18	1:50.277
12	41	Michael Pettiford/Louisville, CO/RM/Colo	GO 4 IT Racing Schools/Kumho	01 Chevrolet Comaro Z28	18	1:50.635
13	33	William Moore Jr./Chagrin Falls, OH/GL/NeOh	Swift Filters/Kumho/Tim Lally	02 Chevrolet Camaro	18	1:51.430
14	11	Kumar Viswalingam /Cincinnati, OH/MW/STL	Hoosier/Predator Motorsport	98 Pontiac Firebird	18	1:50.711
15	12	Joe Hermes /Happy Valley, OR/NP/Ore	Kumho/Nissan/lamborghini Portland	03 Nissan 350z	18	1:52.554
16	14	Rob Hines /Arlington, VA/NE/WDC	Kumho/Nismo/Carbotech/RedLine	03 Nissan 350z	18	1:47.907
17	77	Segundo Quinones /Glenwood, MD/NE/WDC		02 Chevrolet Camaro	17	1:53.243
18	58	CJ Moses /Gainesville, VA/NE/WDC	AMSPerformance.com	06 Mitsubishi Evo 9 MR	17	1:53.025
19	5	Richard Roberts /Chicago, IL/CN/Chi	Kinetic Energy Resources/Fall-Line	03 BMW M3	17	1:54.114
20	4	Dennis Aubuchon /Arnold, MO/MW/STL	Kumho Tires	05 Lotus Elise	17	1:54.283
21	9	Steven Christopher /Olathe, KS/MW/KC	DTV 021709 Conversion	01 Camaro Z28	17	1:53.847
22	21	Arthur Brass /Houston, TX/SW/Hous	HalJoy Renewable Fuels	05 Ford Mustang	17	1:55.142
23	2	Spencer Gorham Jr./Gresham, OR/NP/Ore	Grand Prix Imports/Kumho/Carbotech	04 Nissan 350z	17	1:54.962
DNF	0	Bryan Viviani /Leechburg, PA/NE/StCt	Hoosier	06 Subaru STI	* 7	1:50.307
DNF	02	George Biskup /Naperville, IL/CN/Chi	Biskup Motorsports	05 Dodge SRT-4	* 7	1:49.322
DNF	32	Joseph Aquilante /Chester Springs, PA/NE/Phil	Phoenix Perf/Iracing.com/Hoosier	07 Pontiac Solstice GXP	* 7	1:49.383
DNF	10	John Baldwin Jr./Covington, LA/SE/CFla	Baldwin Subaru/JB2 Motorsports	05 Subaru STi	* 5	1:53.113
DNS	08	Guy Pavageau /Columbia, MD/NE/WDC	Honest Pierre's Kids Parties	02 Chevrolet Camaro Z28		No Time
DNS	07	John Tecce /Ormond Beach, FL/SE/Atl	BGB Motorsports Group/LLC	02 BMW M3		No Time

Number of Starters: 27  
Number of Finishers: 23  
O/A Time of Race: 32 m 33.412 Sec

**Lap leaders:**  
35:1-18

Best time establishes new Runoffs Race Record  
\* Not Running at the Finish

Length of Race: 45 Miles  
Margin of victory: -03.112 sec      82.932 MPH Average Lap Speed  
Fastest Race Lap: 1:45.468 by Don Knowles in Car # 35  
Sunoco Hard Charger: #16 Michael Santos +6

*Gini Ragan*  
Gini Ragan  
Chief Timing & Scoring

Posted at: 5:05 P.M.



# T2 LAP CHART

# 19 T2

## Chart

Sanction: IDC-07-S  
Heartland Park Topeka  
2.5 Mile Road Course

Sunday, October 14, 2007

Pos	LAPS																	
	1	2	3	4	5	6	7	8	9	10	11	12	13	14	15	16	17	18
1	35	35	35	35	35	35	35	35	35	35	35	35	35	35	35	35	35	35
2	79	79	79	79	79	79	79	79	79	79	79	79	79	79	79	05	05	05
3	32	05	05	05	05	05	05	05	05	05	05	05	05	05	05	79	79	79
4	05	32	75	75	75	75	75	75	75	75	75	75	75	75	75	75	75	75
5	75	75	32	32	3	3	3	3	3	3	3	3	3	3	3	3	3	3
6	02	3	3	3	32	02	73	73	73	73	73	73	73	73	73	73	73	73
7	14	14	14	14	02	73	16	16	16	16	16	16	16	16	16	16	16	16
8	3	02	02	02	73	16	99	8	8	8	8	8	8	8	8	8	8	8
9	73	73	73	73	99	99	8	99	99	99	99	99	99	99	99	99	99	99
10	99	99	99	99	16	8	34	34	34	34	34	34	34	34	34	34	34	34
11	8	0	0	16	8	34	15	15	15	15	15	15	15	15	15	15	15	15
12	0	16	16	0	0	0	41	41	41	41	41	41	41	41	41	41	41	41
13	34	8	8	8	34	15	33	33	33	33	33	33	33	33	33	33	33	33
14	16	15	34	34	15	41	11	11	11	11	11	11	11	11	11	11	11	11
15	15	34	15	15	41	33	12	12	12	12	12	12	12	12	12	12	12	12
16	77	41	41	41	33	11	77	77	77	77	77	77	77	77	77	77	14	14
17	41	77	77	33	11	12	0P	5	5	5	5	58	58	58	58	14	77	
18	33	33	33	11	77	77	5	4	4	4	58	5	5	5	14	58	58	
19	12	12	11	77	12	5	4	9	9	9	4	4	4	14	5	5	5	
20	10	11	12	12	10	4	9	58	58	58	9	14	14	4	4	4	4	
21	11	10	10	10	5	9	58	21	21	21	14	9	9	9	9	9	9	
22	5	5	5	5	4	58	21	2	2	14	21	21	21	21	21	21	21	
23	4	4	4	4	9	2	2	14	14	2	2	2	2	2	2	2	2	
24	2	2	2	2	58	21	14											
25	9	9	9	9	2	32P	02P											
26	21	21	58	58	21	14	32P											
27	58	58	21	21	14													
28																		
29																		

# EP FINAL QUALIFYING

## Final Qualifying

## 20 EP

Sanction No IDC-07-S  
Heartland Park Topeka  
2.5 Mile Road Course

Thursday, October 11, 2007

Ovr	Car				1st Qual.	2nd Qual.	3rd Qual.	4th Qual.
Pos	No.	Driver/Hometown/Div/Region	Sponsor	Make/Model	Fast Lap	Fast Lap	Fast Lap	Fast Lap
1	02	Lawrence Loshak /Milwaukee, WI/CN/Milw	ENGINETRANS.COM	92 Honda Prelude Si	1:42.929	1:41.663	1:42.157	1:44.271
2	67	Thomas Thrash Jr /Houston, TX/SW/Hous	Mazda/Goodyear/Lucas Racing	83 Mazda RX7	1:42.024	1:42.170	1:41.787	1:42.044
3	89	Jon Brakke /Fargo, ND/MW/DMV	Calibrated Combustion Mtrspts	99 Mazda Miata	1:44.441	1:43.688	1:43.066	1:44.336
4	52	Tony Rivera /Missouri City, TX/SW/Hous	ESCP/Hoosier Tire	89 Mazda RX7	1:44.441	1:43.466	1:43.184	No Time
5	08	Bob Neal /Harbor City, CA/SP/CSCC	MazdaTRIX/Performance Solutions	83 Mazda RX7	1:45.544	1:44.546	1:43.845	1:43.687
6	5	Aaron Downey /Corona Del Mar, CA/NP/San	Froundpeg.com	74 Mazda RX3	1:45.503	1:53.295	1:45.050	1:43.721
7	2	Greg Ira /Plantation, FL/SE/Fla	CU-Yaght Charters/First Coast	72 Nissan 240z	1:44.296	1:44.145	1:44.192	1:43.807
8	99	David Lemon /Signal Hill, CA/SP/CSCC	Mazdatrix	90 Mazda RX7	1:46.202	1:46.274	No Time	1:44.325
9	61	Donald Ahrens /Gainesville, FL/SE/CFla	AhrensAuto.com	71 Nissan 240z	1:45.945	1:44.589	1:45.213	1:45.132
10	83	Sam Halkias /Westerville, OH/GL/OhV	Valvoline/Catawba Island Marina	75 Triumph TR-6	1:47.171	1:45.741	1:44.649	1:45.116
11	16	Ernest Anderson /Beaverton, OR/NP/Ore	Mazdaspeed/Goodyear/Bio Paswd	83 Mazda RX7	1:48.237	1:47.042	1:45.900	1:45.104
12	41	Kenneth Shreve /Sammamish, WA/NP/Ore	VHolder/Hoosier/KI Systems/Mazda	83 Mazda RX7	1:47.500	1:47.149	1:45.886	1:45.383
13	74	Kevin Grant /Eads, TN/MW/MidS	Court Yard BY Marriott	96 Mazda Miata	1:47.546	1:46.858	1:45.467	1:45.640
14	88	Michael Hart /Cypress, TX/SW/Hous	Lucas Racing and Restoration	82 Mazda RX7	1:51.195	1:47.512	1:45.817	No Time
15	8	Terry Jesk /Mokena, IL/CN/Chi	Deerfield Construction	99 Mazda Miata	1:48.763	1:47.574	1:46.001	1:47.229
16	18	Chuck Clark /Gardner, KS/MW/KC	Colateral Media/clarkfinancial.com	81 Mazda RX7	1:46.824	1:46.082	1:46.067	1:46.068
17	6	Charlie Clark /Mission, KS/MW/KC	KC Raceware/AMSOIL	85 Mazda RX7	1:47.176	1:46.357	1:46.576	1:46.478
18	7	Barry Thomas /Quinlan, TX/SW/Tex	Outback Appraisals	88 Mazda RX7	1:48.268	1:47.446	1:46.558	1:48.155
19	75	Meredith Haupt /Overland Park, KS/MW/KC	Carriage & Motor Works	84 Mazda RX7	No Time	1:48.200	1:48.604	1:46.567
20	15	Brian Haupt /Spring Hill, KS/MW/KC	Carriage & Motor Works	83 Mazda RX7	1:49.921	1:47.735	1:46.664	1:47.793
21	50	Gary Gist /Del Mar, CA/SP/SanD	Intersil Corporation	89 Mazda RX7	No Time	1:49.107	1:46.684	1:47.026
22	09	Gary Martz /Canton, OH/GL/NeOh	Kryderacing/Fox ASAP	90 Mazda RX7	No Time	1:50.630	1:47.416	1:47.058
23	27	Joseph Skorch /Chandler, AZ/SP/Ariz	Morton Photo/Mazdaspeed/Skorch	91 Mazda RX7	No Time	1:49.150	1:48.598	1:47.519
24	24	Richard Kavitski /Freeland, PA/NE/NePa	RDK Engineering Inc	94 Mazda Miata	1:51.236	1:51.914	1:47.791	1:47.628
25	9	Ryan Ennis /Vancouver, BC/NP/Nwst	West Coast Hotrods	90 Mazda RX7	No Time	1:58.927	1:50.281	1:47.665
26	48	Michael Sturm /Grafton, WI/CN/Milw	Honda City Mil./Shorewest Realty	93 Honda Prelude Si	1:50.454	1:47.691	No Time	1:48.007
27	85	James Speights /San Antonio, TX/SW/Almo		00 Caterham Super 7	No Time	No Time	1:48.857	1:47.758
28	80	Robert Hummel /McHenry, IL/CN/Chi	Hummel Co.-Barrington Perform.	84 Mazda RX7	1:56.851	1:50.481	1:49.867	1:48.084
29	19	William Smith III /Lutherville Timonium,	APG/Dr. W.M.Smith Family Prac	85 Mazda RX7	1:52.165	1:51.388	1:51.782	1:48.217
30	53	Guy Ruse /Boulder, CO/RM/Colo	Pearl Auto Body/RK44	87 Mazda RX7	1:51.617	1:51.339	1:48.460	1:52.494
31	37	Wesley Cunningham /Houston, TX/SW/Hous	Over Fifty Motorsports	02 Caterham 7 America	1:52.246	1:49.909	1:49.444	1:49.411
32	81	Ron Olsen /Barrington, IL/CN/Chi	Barrington Performance/Hummel	81 Mazda RX7	1:56.109	1:52.621	1:52.174	1:50.560
33	78	Christopher Garel /Lake City, FL/SE/Fla	Japtrix Racing & Dyno Tuning	86 Mazda RX7	1:55.057	1:52.363	1:50.910	1:50.654
34	57	Ray Stephenson /Miami, FL/SE/Fla	RPM Racing/TRETSPEED Perf	86 Mazda RX7	No Time	1:52.043	1:50.823	1:51.565
35	17	Sam Moore /Kannapolis, NC/SE/CCar	Hoosier/Bavarian Motors	96 BMW z3	No Time	1:52.353	1:50.849	1:51.253
36	38	John Longwell /Kittredge, CO/RM/Colo	Turner Motorsports & Valvoline	93 BMW 318is	1:55.346	1:56.336	1:52.556	1:52.466
37	47	Donald Walsh /Ortanna, PA/NE/Susq	Classic Auto/Hoosier	90 Mazda RX7	1:57.723	1:56.210	1:54.870	1:54.804
38	39	David Headley /Cortez, CO/RM/ConD	FAB-TEK	71 MG B	2:01.350	No Time	No Time	No Time

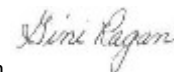
Car 57, 9 & 17 Loss of time per CSA - Non-Compliant

Car 09, 27 & 75 Loss of time per CSA - Fuel

@ Over 120% of leader's time

Please check correctness of your name, hometown and sponsor.

Best time establishes new Runoffs Qualifying Record



Gini Ragan

Chief Timing & Scoring

Posted at: 6:05 P.M.

All changes due to Timing/ Scoring by 6:00 PM Thursday.

# EP FINAL RESULTS

## Final Race

## 20 EP

Sanction No IDC-07-S  
Heartland Park Topeka  
2.5 Mile Road Course

Sunday, October 14, 2007

Ovr	Car	Driver/Hometown/Div/Region	Sponsor	Make/Model	No of Laps	Fastest Lap
1	67	Thomas Thrash Jr /Houston, TX/SW/Hous	Mazda/Goodyear/Lucas Racing	83 Mazda RX7	18	1:42.066
2	52	Tony Rivera /Missouri City, TX/SW/Hous	ESCP/Hoosier Tire	89 Mazda RX7	18	1:44.220
3	08	Bob Neal /Harbor City, CA/SP/CSCC	MazdaTRIX/Performance Solutions	83 Mazda RX7	18	1:44.396
4	5	Aaron Downey /Corona Del Mar, CA/NP/SanF	roundpeg.com	74 Mazda RX3	18	1:45.445
5	99	David Lemon /Signal Hill, CA/SP/CSCC	Mazdatrix	90 Mazda RX7	18	1:45.794
6	89	Jon Brakke /Fargo, ND/MW/DMV	Calibrated Combustion Mtrspts	99 Mazda Miata	18	1:45.278
7	16	Ernest Anderson /Beaverton, OR/NP/Ore	Mazdaspeed/Goodyear/Bio Password	83 Mazda RX7	18	1:46.333
8	61	Donald Ahrens /Gainesville, FL/SE/CFla	AhrensAuto.com	71 Nissan 240z	18	1:45.768
9	74	Kevin Grant /Eads, TN/MW/MidS	Court Yard BY Marriott	96 Mazda Miata	18	1:47.249
10	6	Charlie Clark /Mission, KS/MW/KC	KC Raceware/AMSOIL	85 Mazda RX7	18	1:46.704
11	88	Michael Hart /Cypress, TX/SW/Hous	Lucas Racing and Restoration	82 Mazda RX7	18	1:47.259
12	41	Kenneth Shreve /Sammamish, WA/NP/Ore	VHolder/Hoosier/KI Systems/Mazda	83 Mazda RX7	18	1:46.167
13	09	Gary Martz /Canton, OH/GL/NeOh	Kryderacing/Fox ASAP/Malvern/OH	90 Mazda RX7	18	1:46.934
14	75	Meredith Haupt /Overland Park, KS/MW/KC	Carriage & Motor Works	84 Mazda RX7	18	1:47.974
15	50	Gary Gist /Del Mar, CA/SP/SanD	Intersil Corporation	89 Mazda RX7	18	1:47.653
16	9	Ryan Ennis /Vancouver, BC/NP/Nwst	West Coast Hotrods	90 Mazda RX7	18	1:49.571
17	48	Michael Sturm /Grafton, WI/CN/Milw	Honda City Mil./Shorewest Realty	93 Honda Prelude Si	18	1:48.350
18	2	Greg Ira /Plantation, FL/SE/Fla	CU-Yaght Charters/First Coast Auto	72 Nissan 240z	17	1:45.752
19	85	James Speights /San Antonio, TX/SW/Almo		00 Caterham Super 7	17	1:49.699
20	8	Terry Jesk /Mokena, IL/CN/Chi	Deerfield Construction	99 Mazda Miata	17	1:47.331
21	7	Barry Thomas /Quinlan, TX/SW/Tex	Outback Appraisals	88 Mazda RX7	17	1:48.721
22	19	William Smith III /Lutherville Timonium, MD/NE/WDCAPG/Dr. W.M.Smith Family Practice	RDK Engineering Inc	94 Mazda Miata	17	1:49.345
23	24	Richard Kavitski /Freeland, PA/NE/NePa	Barrington Performance/Hummel Construction	81 Mazda RX7	17	1:49.191
24	81	Ron Olsen /Barrington, IL/CN/Chi	Over Fifty Motorsports	02 Caterham 7 America	17	1:50.484
25	37	Wesley Cunningham /Houston, TX/SW/Hous	Colateral Media/clarkfinancial.com	81 Mazda RX7	17	1:50.726
26	18	Chuck Clark /Gardner, KS/MW/KC	Pearl Auto Body/RK44	87 Mazda RX7	17	1:50.072
27	53	Guy Ruse /Boulder, CO/RM/Colo	Japtrix Racing & Dyno Tuning	86 Mazda RX7	17	1:50.874
28	78	Christopher Garel /Lake City, FL/SE/Fla	Turner Motorsports & Valvoline	93 BMW 318is	17	1:51.923
29	38	John Longwell /Kittredge, CO/RM/Colo	Classic Auto/Hoosier	90 Mazda RX7	17	1:55.208
30	47	Donald Walsh /Ortanna, PA/NE/Susq	ENGINESTRANS.COM	92 Honda Prelude Si	*	13 1:42.535
31	02	Lawrence Loshak /Milwaukee, WI/CN/Milw	RPM Racing/TRETSPEED Performance	86 Mazda RX7	*	9 1:51.460
32	57	Ray Stephenson /Miami, FL/SE/Fla	Valvoline/Catawba Island Marina	75 Triumph TR-6	*	7 1:46.161
DNF	83	Sam Halkias /Westerville, OH/GL/OhV	Morton Photo/Mazdaspeed/Skorch Mtrs	91 Mazda RX7	*	7 1:48.550
DNF	27	Joseph Skorch /Chandler, AZ/SP/Ariz	Hummel Co.-Barrington Performance	84 Mazda RX7	*	5 1:50.993
DNF	80	Robert Hummel /McHenry, IL/CN/Chi	Carriage & Motor Works	83 Mazda RX7	*	2 1:53.539
DNF	15	Brian Haupt /Spring Hill, KS/MW/KC	Hoosier/Bavarian Motors	96 BMW z3		No Time
DNS	17	Sam Moore /Kannapolis, NC/SE/CCar	FAB-TEK	71 MG B		No Time
DNS	39	David Headley /Cortez, CO/RM/ConD				

Number of Starters: 36

Number of Finishers: 32

O/A Time of Race: 31 m 25.462 Sec

### Lap leaders:

67:1-18

Best time establishes new Runoffs Race Record

\* Not Running at the Finish

Length of Race: 45 Miles

Margin of victory: -21.637 sec      85.921 MPH Average Lap Speed

Fastest Race Lap:1:42.066 by Thomas Thrash Jr in Car # 67

Sunoco Hard Charger: #48 Michael Sturm +9

*Gini Ragan*  
Gini Ragan  
Chief Timing & Scoring

Posted at: 6:05 P.M.

# EP LAP CHART

# 20 EP

## Chart

Sanction: IDC-07-S  
Heartland Park Topeka  
2.5 Mile Road Course

Sunday, October 14, 2007

Pos	LAPS																	
	1	2	3	4	5	6	7	8	9	10	11	12	13	14	15	16	17	18
1	67	67	67	67	67	67	67	67	67	67	67	67	67	67	67	67	67	67
2	02	02	02	02	02	02	02	02	02	02	02	02	02	52	52	52	52	52
3	52	52	52	52	52	52	52	52	52	52	52	52	52	08	08	08	08	08
4	08	08	08	08	08	08	08	08	08	08	08	08	08	5	5	5	5	5
5	99	99	99	99	99	99	99	99	99	99	99	99	5	99	99	99	99	99
6	83	5	5	5	5	89	5	5	5	5	5	5	99	61	89	89	89	89
7	5	83	89	89	89	5	61	61	61	61	61	61	61	89	16	16	16	16
8	2	2	61	61	61	61	16	16	16	16	16	16	89	16	61	61	61	61
9	61	89	16	16	16	16	74	74	74	74	89	89	16	74	74	74	74	74
10	74	61	74	74	74	41	6	6	6	89	74	74	74	88	88	88	88	6
11	89	74	6	6	41	74	88	88	88	6	88	88	88	6	6	6	6	88
12	16	16	41	41	6	6	75	89	89	88	6	6	6	41	41	41	41	41
13	6	6	88	88	88	88	89	75	75	75	75	75	75	75	75	09	09	09
14	41	41	75	75	75	75	8	8	09	09	09	09	09	09	09	75	75	75
15	88	88	83	8	8	8	09	09	41	41	41	41	41	50	50	50	50	50
16	75	75	8	83	83	83	83	41	50	50	50	50	50	48	48	48	48	9
17	18	9	9	9	09	09	50	50	48	48	48	48	48	9	9	9	9	48
18	15	8	09	09	50	50	41	48	9	9	9	9	9	85	85	85	85	2
19	7	09	27	50	9	9	9	9	85	85	85	85	85	24	24	2	85	
20	9	27	50	27	27	27	27	85	24	24	24	24	24	8	2	8	8	
21	48	50	48	48	48	48	48	24	8	8	8	8	8	2	8	24	7	
22	09	53	7	85	85	85	85	81	81	81	2	2	2	7	7	7	19	
23	8	48	53	24	24	24	24	19	7	2	81	81	7	19	19	19	24	
24	27	7	85	53	81	81	81	7	2	7	7	7	19	81	81	81	81	
25	53	85	24	78	78	57	19	37	19	19	19	19	81	37	37	37	37	
26	50	81	78	81	53	78	37	2	37	37	37	37	37	18	18	18	18	
27	80	15P	81	57	57	19	57	78	78	78	78	78	18	78	78	53	53	
28	81	24	57	37	19	37	7	18	18	18	18	18	78	53	53	78	78	
29	85	78	37	19	37	53	78	38	38	38	38	38	53	38	38	38	38	
30	24	57	19	38	80	7	2	53	53	53	53	53	38	47	47	47	47	
31	78	37	38	80	38	18	18	57	47	47	47	47	47					
32	57	38	80	7	7	38	53	47	57P									
33	37	19	47	18	18	2	38											
34	38	47	18	47	2	47	47											
35	19	80	2P	2	47													
36	47	18																
37																		
38																		

# FV FINAL QUALIFYING

## Final Qualifying

# 21 FV

Sanction No IDC-07-S  
Heartland Park Topeka  
2.5 Mile Road Course

Thursday, October 11, 2007

Ovr	Car				1st Qual.	2nd Qual.	3rd Qual.	4th Qual.
Pos	No.	Driver/Hometown/Div/Region	Sponsor	Make/Model	Fast Lap	Fast Lap	Fast Lap	Fast Lap
1	65	Michael Varacins /Burlington, WI/CN/Chi	Speed Sport Eng./Veetech/Hoosier	Speed Sport AM-5	2:00.585	1:48.828	1:48.010	1:47.520
2	94	Bob Neumeister /Pueblo, CO/RM/Colo	Hoosier TIRE/RedLine	Vortech Vortech	No Time	1:48.915	1:47.818	1:48.138
3	35	Brad Stout /Webster Groves, MO/MW/StL	Goodyear/Noble/LRE/BRP/ACI Dist	Vortech 2005	No Time	1:49.183	1:48.422	1:49.037
4	72	Stephen Oseth /Leesburg, VA/MW/Kan	Hoosier Tire/DBM Racing	Vortech 07	No Time	1:48.446	1:48.863	1:49.344
5	04	Stephen Dreizler /Shell Knob, MO/MW/OzMt	Competition Data Systems	Vortech Vortech	No Time	1:49.851	1:48.471	1:49.464
6	08	Jeffrey Loughead /Darien, IL/GL/OhV	Hoosier Tire/LL Loughead MD	Vortech CR04	2:07.017	1:49.491	1:50.168	1:48.597
7	87	Dennis Andrade /Brush Prairie, WA/NP/Nwst	D&D Racing	Vortech Vortech	No Time	1:50.180	1:49.975	1:48.615
8	17	Rick Shields /West Mifflin, PA/NE/StCt	ARS Inc. VeeSport	Racing/AutowoVDF VDF-2	No Time	1:50.283	1:48.807	1:49.287
9	2	Roger Siebenaler /Williston, VT/NE/NNJ	Autowerks/Hoosier/Imp Car Ctr	Mysterian M-2	No Time	1:52.108	1:49.244	1:48.866
10	80	Stevan Davis /Powder Springs, GA/SE/Atl	Butler Engines/Goodyear/Valvoline	Racer's Wage --	2:01.853	1:50.893	1:49.028	1:49.096
11	68	Edward Womer /Suitland, MD/NE/Susq	Autowerks/Goodyear/Womer Race	Womer EV-3	No Time	1:50.835	1:49.317	1:49.172
12	7	Lisa Noble /Manhattan, KS/MW/Kan	Hoosier Tire/www.littlefeat.net	Vortech A+	2:09.587	1:49.852	1:49.280	1:49.685
13	77	James Kearney /Lancaster, PA/NE/WDC	Invisible Glass/Hoosier/Protoform	Protoform P3	2:04.339	1:49.697	1:58.848	1:49.532
14	57	Gary Blanarik /Baden, PA/NE/StCt	Sewickley Car Store	Caracal SB	2:07.254	1:50.111	1:49.789	1:50.896
15	3	Bruce Livermore /Stillwater, MN/CN/LOL	Beebe Builds/Veetech/LRE	Mysterian X-M2	No Time	1:52.056	1:50.196	1:50.476
16	11	L. Leroy Coppedge /The Dalles, OR/NP/Ore	Ron Chuck/Woodstock Mtrsp	VDF VDF 1	No Time	1:50.764	1:51.167	1:50.230
17	23	Charlie Rogers /Powder Springs, GA/SE/Atl	Alisa Rogers	Protoform P2	2:08.285	1:53.475	1:51.136	1:50.271
18	6	Phillip Holcomb /Longmont, CO/RM/Colo	Peak Performance/Hoosier Tire	Citation 88V	2:07.103	1:50.450	1:51.121	1:50.383
19	79	Jim Rainey /Palmer, TX/SW/Tex	Rainey Racing/Noble/ybarger	Vortech 03	2:07.923	1:51.121	1:50.464	1:50.938
20	38	Timothy Remmers /New HartFord, CT/NE/NE	EngHoosier/Autowerks/VSR/Maran	Protoform P2.5	2:08.494	1:51.875	1:51.003	1:50.609
21	19	David Scaler /Flemington, NJ/NE/NNJ	Advantage Motorsports/Autowerks	Mysterian CM2	No Time	1:52.068	1:50.948	1:50.692
22	33	Nick Grapsas /Eureka, MO/MW/StL	Edible Solutions/Inc.	Citation FV	2:08.529	1:52.030	1:50.960	1:51.022
23	5	Ron Whitston /Nenah, WI/CN/Milw	Subway/Goodyear	Protoform P2	No Time	1:52.790	1:51.481	1:52.177
24	05	Raymond Phillips /Sterling, VA/SE/NCar	Wounded Warrior Proj./Ski Motorsp	Protoform P3	2:09.876	1:51.789	1:52.876	1:52.008
25	86	Michael Landon /Zionsville, IN/CN/Indy		Dunlap WASP LM 2	2:10.577	1:53.145	No Time	1:51.886
26	18	Eugene Grimes /Peconic, NY/NE/NNJ	Team2Stool.com	Mysterian old	No Time	No Time	No Time	1:51.916
27	69	Zan Smith /Colorado Springs, CO/RM/Cond	Noble Racing	Vortec FV	2:08.500	1:52.227	1:52.037	1:53.388
28	8	Neil Cox /Tulsa, OK/MW/NeOk		Protoform P 3	No Time	1:53.118	2:05.182	1:52.040
29	99	Philip Trinder /Houston, TX/SW/Hous	Bigger Hammer Racing	Adams Aero	2:14.386	1:53.359	1:53.373	1:52.120
30	4	Mark Felsen /Denver, CO/RM/Colo	Lynx Wireless/Fones West	Vortech FV	No Time	1:52.568	1:52.208	1:52.203
31	13	Jon Tate /Arlington, TN/MW/MidS	Sonya/VeeTech	Proroform P2	2:08.378	1:55.169	1:53.080	1:52.735
32	97	Nick Maurus /Winnetka, IL/CN/Chi	Probe/Inc/Vee-Tech/LRE	Citation 06V	2:34.759	1:55.478	1:55.037	1:53.326
33	21	Vic Richter /Monticello, IN/GL/SBnd		Protoform P-3	2:14.178	1:55.434	1:54.191	1:53.559
34	10	Eddie Cadena /Houston, TX/SW/Hous		Protoform P2	2:07.299	1:55.532	1:54.251	1:53.704
35	9	Michael Beaumia /Appleton, WI/CN/Milw	BRP/LRE/Noble/Goodyear/Campb	Citation XTC-41	No Time	1:55.770	1:54.356	1:54.700
36	40	Donald Manthe /Santa Rosa, CA/NP/SanF	MF Wheels	FV FV	No Time	1:54.717	1:54.400	No Time
37	14	Albert Spadin Jr./Schellsburg, PA/SE/BIRg	American Upfit/LLC	Protoform P2	2:14.689	1:56.244	1:54.657	1:54.454
38	66	Bill Griffith /Duncanville, TX/SW/Tex	Bigger Hammer Racing/Autowerks	Adams Aero	2:19.291	1:57.432	1:55.542	1:54.454
39	91	Warren Holcomb /Denver, CO/RM/Colo	Peak Performance/Hoosier Tire	Mysterian M-2	2:50.679	1:55.018	1:57.366	1:54.505
40	55	Mike Rogers /Nederland, TX/SW/SwLa	Capper Foundation/Mad Dog Racing	Protoform P3	2:31.201	1:56.739	1:56.429	1:54.705
41	47	Paul Taylor /Denver, CO/RM/Colo	Paul Taylor	Mysterian M2	No Time	No Time	No Time	1:55.271
42	0	Michael Lauer /Cottonwd Fls, KS/MW/Wich		Caracal C	No Time	No Time	1:58.440	1:55.607
43	61	Matthew Guzowski /Henderson, KY/MW/StL	Endless Endeavors/VeeTech	Caracal C	2:10.535	1:57.220	1:58.402	1:55.904
44	25	Charles Turner /Mission Viejo, CA/SP/CSCC	Turner Motorsports Marketing	Protoform P3	2:19.509	5:24.304	1:56.295	1:59.846
45	37	Charles Hearn Jr./Houston, TX/SW/Hous	Hearn Contractors	Protoform P-2	No Time	No Time	No Time	No Time
46	07	Alan Harrington /Mulino, OR/NP/Ore	AHI Home Inspections	Protoform P3	No Time	No Time	No Time	No Time
47	12	James Doyle /Houston, TX/SW/Hous	Winstead PC	Protoform P4	No Time	No Time	No Time	No Time

Car 40 Loss of time Qualifying 1 per CSA - Weight

Car 86 Loss of time Qualifying 3 per CSA - Non-Compliant

@ Over 120% of leader's time

Please check correctness of your name, hometown and sponsor.

Best time establishes new Runoffs Qualifying Record

All changes due to Timing/ Scoring by 6:00 PM Thursday.

Gini Ragan

Chief Timing & Scoring

Posted at: 3:19 P.M.

# FV FINAL RESULTS

## Final Race

# 21 FV

Sanction No IDC-07-S  
Heartland Park Topeka  
2.5 Mile Road Course

Sunday, October 14, 2007

Ovr	Car	Driver/Hometown/Div/Region	Sponsor	Make/Model	No of Laps	Fastest Lap
1	72	Stephen Oseth /Leesburg, VA/MW/Kan	Hoosier Tire/DBM Racing	Vortech 07	18	1:49.306
2	65	Michael Varacins /Burlington, WI/CN/Chi	Speed Sport Eng./Veetech/Hoosier	Speed Sport AM-5	18	1:49.780
3	94	Bob Neumeister /Pueblo, CO/RM/Colo	Hoosier TIRE/RedLine	Vortech Vortech	18	1:49.712
4	35	Brad Stout /Webster Groves, MO/MW/StL	Goodyear/Noble/LRE/BRP/ACI Dist	Vortech 2005	18	1:49.972
5	80	Stevan Davis /Powder Springs, GA/SE/Atl	Butler Engines/Goodyear/Valvoline	Racer's Wage --	18	1:50.922
6	08	Jeffrey Loughead /Darien, IL/GL/OhV	Hoosier Tire/LL Loughead MD	Vortech CR04	18	1:50.024
7	7	Lisa Noble /Manhattan, KS/MW/Kan	Hoosier Tire/www.littlefeat.net	Vortech A+	18	1:50.555
8	77	James Kearney /Lancaster, PA/NE/WDC	Invisible Glass/Hoosier/Protoform	Protoform P3	18	1:50.435
9	2	Roger Siebenaler /Williston, VT/NE/NNJ	Autowerks/Hoosier/Imp Car Ctr	Mysterian M-2	18	1:50.875
10	87	Dennis Andrade /Brush Prairie, WA/NP/Nwst	D&D Racing	Vortech Vortech	18	1:50.741
11	17	Rick Shields /West Mifflin, PA/NE/StCt	ARS Inc. VeeSportRacing/Autowerks	VDF VDF-2	18	1:49.823
12	04	Stephen Drezler /Shell Knob, MO/MW/OzMt	Competition Data Systems	Vortech Vortech	18	1:50.125
13	68	Edward Womer /Suitland, MD/NE/Susq	Autowerks/Goodyear/Womer Race Cars	Womer EV-3	18	1:50.396
14	6	Phillip Holcomb /Longmont, CO/RM/Colo	Peak Performance/Hoosier Tire	Citation 88V	18	1:51.380
15	79	Jim Rainey /Palmer, TX/SW/Tex	Rainey Racing/NobleRacing/Lyarger	Vortech 03	18	1:52.016
16	05	Raymond Phillips /Sterling, VA/SE/NCar	Wounded Warrior Proj./Ski Motorspo	Protoform P3	18	1:52.304
17	38	Timothy Remmers /New HartFord, CT/NE/NEng	Hoosier/Autowerks/VSR/Marandinos	Protoform P2.5	18	1:52.154
18	57	Gary Blanarik /Baden, PA/NE/StCt	Sewickley Car Store	Caracal SB	18	1:52.037
19	8	Neil Cox /Tulsa, OK/MW/NeOk		Protoform P 3	18	1:53.196
20	11	L. Leroy Coppedge /The Dalles, OR/NP/Ore	Ron Chuck/Woodstock Motorsports	VDF VDF 1	18	1:51.641
21	23	Charlie Rogers /Powder Springs, GA/SE/Atl	Alisa Rogers	Protoform P2	18	1:52.215
22	5	Ron Whitston /Neenah, WI/CN/Milw	Subway/Goodyear	Protoform P2	18	1:53.534
23	4	Mark Felsen /Denver, CO/RM/Colo	Lynx Wireless/Fones West	Vortech FV	18	1:53.285
24	99	Philip Trinder /Houston, TX/SW/Hous	Bigger Hammer Racing	Adams Aero	18	1:53.740
25	91	Warren Holcomb /Denver, CO/RM/Colo	Peak Performance/Hoosier Tire	Mysterian M-2	18	1:54.218
26	97	Nick Maurus /Winnetka, IL/CN/Chi	Probe/Inc/Vee-Tech/LRE	Citation 06V	18	1:54.145
27	10	Eddie Cadena /Houston, TX/SW/Hous		Protoform P2	18	1:53.991
28	9	Michael Beaumia /Appleton, WI/CN/Milw	BRP/LRE/Noble/Goodyear/Campbell Mts	Citation XTC-41	18	1:54.771
29	66	Bill Griffith /Duncanville, TX/SW/Tex	Bigger Hammer Racing/Autowerks	Adams Aero	18	1:54.449
30	21	Vic Richter /Monticello, IN/GL/SBnd		Protoform P-3	18	1:54.303
31	47	Paul Taylor /Denver, CO/RM/Colo	Paul Taylor	Mysterian M2	17	1:55.090
32	40	Donald Manthe /Santa Rosa, CA/NP/SanF	MF Wheels	FV FV	17	1:53.919
33	55	Mike Rogers /Nederland, TX/SW/SwLa	Capper Foundation/Mad Dog Racing	Protoform P3	17	1:54.623
34	61	Matthew Guzowski /Henderson, KY/MW/STL	Endless Endeavors/VeeTech	Caracal C	17	1:56.026
35	0	Michael Lauer /Cottonwd Fls, KS/MW/Wich		Caracal C	17	1:56.774
36	14	Albert Spadin Jr./Schellsburg, PA/SE/BIRg	American Upfit/LLC	Protoform P2	17	1:56.394
37	25	Charles Turner /Mission Viejo, CA/SP/CSCC	Turner Motorsports Marketing	Protoform P3	17	1:58.717
38	86	Michael Landon /Zionsville, IN/CN/Indy		Dunlap WASP LM 2	* 16	1:52.876
39	18	Eugene Grimes /Peconic, NY/NE/NNJ	Team2Stool.com	Mysterian old	* 15	1:51.384
DNF	19	David Scaler /Flemington, NJ/NE/NNJ	Advantage Motorsports/Autowerks	Mysterian CM2	* 5	1:52.118
DNF	3	Bruce Livermore /Stillwater, MN/CN/LOL	Beebe Builds/Veetech/LRE	Mysterian X-M2	* 5	1:51.531
DNF	13	Jon Tate /Arlington, TN/MW/MidS	Sonya/VeeTech	Proroform P2	* 5	1:53.842
DNF	33	Nick Grapsas /Eureka, MO/MW/StL	Edible Solutions/Inc.	Citation FV	* 4	1:52.749
DNS	69	Zan Smith /Colorado Springs, CO/RM/ConD	Noble Racing	Vortec FV		No Time
DNS	37	Charles Hearn Jr./Houston, TX/SW/Hous	Hearn Contractors	Protoform P-2		No Time
DNS	12	James Doyle /Houston, TX/SW/Hous	Winstead PC	Protoform P4		No Time
DNS	07	Alan Harrington /Mulino, OR/NP/Ore	AHI Home Inspections	Protoform P3		No Time

Number of Starters: 43  
Number of Finishers: 39  
O/A Time of Race: 33 m 6.159 Sec

**Lap leaders:** Best time establishes new Runoffs Race Record  
35:1-1 65:2-17/ 72:18 \* Not Running at the Finish

Length of Race: 45 Miles  
Margin of victory: -00.238 sec 81.564 MPH Average Lap Speed  
Fastest Race Lap:1:49.306 by Stephen Oseth in Car # 72  
Sunoco Hard Charger: Car #91 Warren Holcomb

*Gini Ragan*  
Gini Ragan  
Chief Timing & Scoring

Posted at: 4:45 P.M.

# FV LAP CHART

# 21 FV

## Chart

Sanction: IDC-07-S  
Heartland Park Topeka  
2.5 Mile Road Course

Sunday, October 14, 2007

Pos	LAPS																	
	1	2	3	4	5	6	7	8	9	10	11	12	13	14	15	16	17	18
1	35	65	65	65	65	65	65	65	65	65	65	65	65	65	65	65	65	72
2	65	35	35	35	72	72	72	72	72	72	72	72	72	72	72	72	72	65
3	94	04	04	72	04	04	04	04	35	35	94	94	94	94	94	94	94	94
4	04	72	72	04	35	35	35	35	04	94	35	35	35	35	35	35	35	35
5	72	94	94	94	94	94	94	94	94	08	17	08	08	08	08	08	08	80
6	17	17	17	17	17	17	17	17	08	17	08	77	77	80	7	7	80	08
7	87	08	08	08	08	08	08	08	17	77	77	80	80	7	80	80	7	7
8	08	87	80	80	87	77	77	77	77	80	80	2	7	77	77	77	2	77
9	80	80	87	87	80	80	80	80	80	2	2	7	2	2	2	2	77	2
10	2	2	2	2	77	87	87	87	87	87	7	87	87	87	87	87	87	87
11	57	68	77	77	2	2	2	2	2	7	87	17	04	04	04	17	17	17
12	77	57	7	7	7	7	7	7	7	04	04	04	17	17	17	04	04	04
13	68	77	57	57	11	11	11	11	6	11	68	68	68	68	68	68	68	68
14	7	7	3	3	6	6	6	6	11	68	11	11	11	6	6	6	6	6
15	11	11	11	11	38	79	79	68	68	6	6	6	6	11	79	79	79	79
16	3	3	6	6	79	38	68	38	79	79	79	79	79	79	05	38	38	05
17	38	38	38	38	23	68	38	79	18	18	18	18	18	18	38	05	05	38
18	6	6	23	23	19	23	23	18	05	38	38	05	38	38	57	57	57	57
19	23	23	79	79	18	18	18	23	38	05	05	38	05	05	86	8	8	8
20	79	79	19	19	68	05	05	05	57	57	57	57	57	57	8	11	11	11
21	05	19	18	18	05	86	57	57	86	86	86	86	86	86	11	86P	23	23
22	19	05	05	05	86	57	86	86	8	8	8	8	8	8	23	23	5	5
23	86	18	86	68	57	8	8	8	4	5	5	4	5	4	5	5	4	4
24	18	86	68	86	8	4	4	4	5	4	4	5	4	23	4	4	99	99
25	33	33	33	33	4	5	5	5	23	23	23	23	23	5	99	99	21	91
26	5	5	5	5	5	99	99	99	99	99	99	99	99	99	21	21	91	97
27	8	8	8	8	99	21	21	21	21	21	97	97	21	21	91	91	97	10
28	4	4	4	4	97	10	97	10	10	97	21	21	91	10	10	97	9	9
29	13	13	99	99	21	97	10	97	97	10	10	91	10	91	9	9	10	66
30	10	99	10	21	10	91	91	91	91	91	91	10	9	9	97	10	66	21
31	99	10	21	10	91	9	9	9	9	66	9	9	66	97	66	66	47	
32	97	21	97	97	9	66	66	66	66	9	66	66	97	66	47	47	40	
33	21	97	9	9	66	55	55	55	47	47	47	47	47	47	55	40	55	
34	9	9	91	91	55	40	40	40	40	55	55	55	55	55	40	55	61	
35	91	91	40	66	40	47	47	47	55	61	61	61	40	40	61	61	0	
36	40	40	66	55	47	61	61	61	61	0	40	40	61	61	0	0	14	
37	66	66	55	40	61	0	0	0	0	40	0	0	0	0	14	14	25	
38	47	47	47	47	0	14	25	25	25	25	25	14	14	14	25	25		
39	55	55	14	61	14	25	14	14	14	14	14	25	25	25				
40	14	14	61	0	25													
41	61	61	0	25	3P													
42	25	25	25	14	13P													
43	0	0	13P	13														
44																		
45																		
46																		
47																		

# SRF FINAL QUALIFYING

## Final Qualifying

# 22 SRF

Sanction No IDC-07-S  
Heartland Park Topeka  
2.5 Mile Road Course

Thursday, October 11, 2007

Ovr	Car				1st Qual.	2nd Qual.	3rd Qual.	4th Qual.
Pos	No.	Driver/Hometown/Div/Region	Sponsor	Make/Model	Fast Lap	Fast Lap	Fast Lap	Fast Lap
1	11	Mike Miserendino /Los Angeles, CA/SP/CSCC	MBI Racing	Spec Racer Ford	No Time	No Time	1:47.531	1:47.859
2	15	Jordan Gore /Vero Beach, FL/SE/CFIa		Spec Racer Ford	2:02.682	1:49.011	1:49.174	1:47.926
3	61	Brian Schofield /Lakeland, FL/SE/CFIa	PM Racing	Spec Racer Ford	No Time	1:49.357	1:48.128	1:48.617
4	17	John Black /Olympic Valley, CA/NP/SanF		Spec Racer Ford	1:54.897	1:48.872	1:48.186	1:48.403
5	58	Cliff White /Vail, CO/RM/Colo	Thompson White & Associates Inc.	Spec Racer Ford	No Time	1:49.100	1:48.294	1:48.238
6	92	Mark Eaton /Melbourne, FL/SE/CFIa	RobinsonMotorSports.com/Cincy	Spec Racer Ford	No Time	1:49.510	1:48.600	1:48.242
7	0	Lee Fleming /Lake Forest, CA/SP/CSCC		Spec Racer Ford	No Time	1:49.017	1:49.027	1:48.411
8	4	William Jucha /Tehachapi, CA/SP/CSCC	Jucha Motorsports	Spec Racer Ford	No Time	1:49.417	1:48.636	1:48.951
9	51	Robert Breton /San Ramon, CA/NP/SanF	CSR Performance	Spec Racer Ford	1:55.682	1:49.465	1:48.690	1:49.078
10	19	Derek DeFonce /New Preston, CT/NE/NEng	peak roofing	Spec Racer Ford	No Time	1:50.062	1:48.709	No Time
11	27	Michael Amy /Spring Grove, PA/NE/WDC	Dog Gone Racing	Spec Racer Ford	No Time	1:49.071	1:49.077	1:48.940
12	44	John Dunn /Greenwood Village, CO/RM/Colo		Spec Racer Ford	No Time	1:49.768	1:49.001	No Time
13	54	Jonathan Bennett /Fort Mill, SC/SE/CCar	Composite Resources/Inspire	Spec Racer Ford	1:54.213	1:49.703	1:49.024	1:49.627
14	20	Todd Lamberton /Portland, OR/NP/Ore	Flat out racing	Spec Racer Ford	1:57.537	1:49.879	1:49.466	1:49.027
15	18	Scott Treat /Howell, MI/GL/Det		Spec Racer Ford	1:53.995	1:49.457	1:49.031	1:49.491
16	31	Jeff Beck /Ingleside, IL/CN/Chi	Lindell Motorsports/Ryan Co.s	Spec Racer Ford	2:02.363	1:50.219	No Time	1:49.130
17	53	Ralph Green Jr./Charleston, WV/GL/SWVa	JAY Motorsports	Spec Racer Ford	No Time	1:49.698	1:49.257	1:49.414
18	5	James Marinangel /McHenry, IL/CN/Chi	McHenry Savings Bank/Elite	Spec Racer Ford	No Time	1:49.872	1:49.323	1:49.406
19	72	H. Franklin Stone /Leawood, KS/MW/KC	Sagamore Investments	Spec Racer Ford	No Time	1:50.517	1:49.417	1:50.323
20	91	Nick Evans /Hilliard, OH/GL/OhV	Jay Motorsports/BWS/Cedar Ent.	Spec Racer Ford	No Time	1:49.448	No Time	No Time
21	67	Andrew Charbonneau /Delray Beach, FL/SE/FIaPM/Andrews coin and Jewelry	Spec Racer Ford	Spec Racer Ford	No Time	1:50.932	1:49.974	1:49.651
22	29	Kenneth Sellenriek Jr /Wentzville, MO/MW/StL		Spec Racer Ford	2:07.011	1:51.081	1:50.004	1:50.093
23	66	Michael Wold-Steele /Omaha, NE/MW/Neb	ARN Networks Inc/Specracer.com	Spec Racer Ford	No Time	1:51.695	1:50.984	1:50.057
24	77	James Gray /Minneapolis, MN/CN/LOL	Donnybrooke	Spec Racer Ford	2:07.267	1:51.795	1:51.828	1:50.255
25	9	Stephen Pence /Reston, VA/NE/WDC	Jay Motorsports	Spec Racer Ford	2:01.068	1:51.224	1:51.255	1:50.686
26	71	Johnny Humphreys /Veradale, WA/NP/Ore	Flat Out Racing Ltd.	Spec Racer Ford	1:56.991	1:51.823	1:51.959	1:50.923
27	13	Thomas Riley /New Fairfield, CT/NE/NEng	TRAC Consulting	Spec Racer Ford	1:57.194	1:52.172	1:51.538	1:50.943
28	74	Don Bodin /Excelsior, MN/CN/Chi	DONNYBROOKE MOTORSPORTS	Spec Racer Ford	2:03.508	1:52.837	1:52.452	1:51.242
29	14	James Rishel /Wich, KS/MW/Wich	ADR BookPrint	Spec Racer Ford	No Time	No Time	1:51.248	No Time
30	97	David Harriman /San Jose, CA/NP/SanF	CSR Performance	Spec Racer Ford	1:56.928	1:51.826	1:51.882	1:51.250
31	21	Jim Cote Jr./Overland Park, KS/MW/KC	Micro-Comm/Inc.	Spec Racer Ford	No Time	1:53.081	1:51.740	No Time
32	00	Dean Cunningham /Mokena, IL/CN/Chi	BLACK DIAMOND STEEL/ELITE	Spec Racer Ford	1:57.181	1:52.746	1:52.855	1:51.783
33	78	Reid Johnson /Hamel, MN/CN/LOL		Spec Racer Ford	No Time	1:53.275	1:52.466	1:52.023
34	38	John Treat /Dexter, MI/GL/Det	John R.Treat & Assoc PC/Team	Spec Racer Ford	No Time	1:52.599	1:52.128	No Time
35	7	William Douglas /Appleton, WI/CN/Milw	Racer For Christ/Elite Autosport	Spec Racer Ford	1:57.243	1:54.308	1:52.471	1:52.869
36	55	Rick Bartuska /Inverness, IL/CN/Chi	Clueless Racing/TMI/M/K/Porter	Spec Racer Ford	2:11.887	1:52.837	1:53.522	1:52.792
37	89	Dr. Mark A. Hutchins/Lincoln, NE/MW/Neb	Midwest Spec Racer	Spec Racer Ford	No Time	No Time	No Time	1:52.876
38	3	George Scott /El Jebel, CO/RM/Colo	GoPro Motorsports	Spec Racer Ford	No Time	1:55.205	1:55.487	1:52.928
39	59	Wade White Jr./Vail, CO/RM/Colo	Thompson White & Associates Inc.	Spec Racer Ford	No Time	1:52.947	1:53.167	1:53.175
40	12	Jim Cote Sr./Overland Park, KS/MW/KC	Micro-Comm/Inc.	Spec Racer Ford	No Time	1:54.438	No Time	No Time
41	10	William F. Parenteau/Stillwater, MN/CN/LOL		Spec Racer Ford	2:29.476	1:55.808	1:56.048	1:55.449
42	2	Matthew Inge /Fort Myers, FL/SE/CFIa	Land Solutions/Development Sol.	Spec Racer Ford	No Time	No Time	No Time	No Time

Car 77 Loss of time per CSA - Fuel  
@ Over 120% of leader's time  
Please check correctness of your name, hometown and sponsor.

Best time establishes new Runoffs Qualifying Record

*Gini Ragan*

All changes due to Timing/ Scoring by 6:00 PM Thursday.

Gini Ragan

Chief Timing & Scoring

Posted at: 5:05 P.M.



# SRF FINAL RESULTS

## Final Race

# 22 SRF

Sanction No IDC-07-S  
Heartland Park Topeka  
2.5 Mile Road Course

Sunday, October 14, 2007

Ovr	Car	Driver/Hometown/Div/Region	Sponsor	Make/Model	No of Laps	Fastest Lap
1	11	Mike Miserendino /Los Angeles, CA/SP/CSCC	MBI Racing	Spec Racer Ford	14	1:48.895
2	61	Brian Schofield /Lakeland, FL/SE/CFIa	PM Racing	Spec Racer Ford	14	1:48.878
3	17	John Black /Olympic Valley, CA/NP/SanF		Spec Racer Ford	14	1:48.916
4	15	Jordan Gore /Vero Beach, FL/SE/CFIa		Spec Racer Ford	14	1:49.295
5	58	Cliff White /Vail, CO/RM/Colo	Thompson White & Associates Inc.	Spec Racer Ford	14	1:21.408
6	92	Mark Eaton /Melbourne, FL/SE/CFIa	RobinsonMotorSports.com/Cincyimages	Spec Racer Ford	14	1:49.945
7	51	Robert Breton /San Ramon, CA/NP/SanF	CSR Performance	Spec Racer Ford	14	1:50.291
8	91	Nick Evans /Hilliard, OH/GL/OhV	Jay Motorsports/BWS/Cedar Ent.	Spec Racer Ford	14	1:49.751
9	19	Derek DeFonce /New Preston, CT/NE/NEng	peak roofing	Spec Racer Ford	14	1:50.474
10	4	William Jucha /Tehachapi, CA/SP/CSCC	Jucha Motorsports	Spec Racer Ford	14	1:50.531
11	31	Jeff Beck /Ingleside, IL/CN/Chi	Lindell Motorsports/Ryan Companies	Spec Racer Ford	14	1:50.298
12	44	John Dunn /Greenwood Village, CO/RM/Colo		Spec Racer Ford	14	1:50.525
13	54	Jonathan Bennett /Fort Mill, SC/SE/CCar	Composite Resources/Inspire Racing	Spec Racer Ford	14	1:50.549
14	53	Ralph Green Jr./Charleston, WV/GL/SWVa	JAY Motorsports	Spec Racer Ford	14	1:50.822
15	5	James Marinangel /McHenry, IL/CN/Chi	McHenry Savings Bank/Elite Autospt	Spec Racer Ford	14	1:50.801
16	18	Scott Treat /Howell, MI/GL/Det		Spec Racer Ford	14	1:50.999
17	67	Andrew Charbonneau /Delray Beach, FL/SE/Fla	PM/Andrews coin and Jewelry	Spec Racer Ford	14	1:50.426
18	72	H. Franklin Stone /Leawood, KS/MW/KC	Sagamore Investments	Spec Racer Ford	14	1:50.759
19	77	James Gray /Minneapolis, MN/CN/LOL	Donnybrooke	Spec Racer Ford	14	1:51.094
20	66	Michael Wold-Steele /Omaha, NE/MW/Neb	ARN Networks Inc/Specracer.com	Spec Racer Ford	14	1:51.347
21	9	Stephen Pence /Reston, VA/NE/WDC	Jay Motorsports	Spec Racer Ford	14	1:52.336
22	74	Don Bodin /Excelsior, MN/CN/Chi	DONNYBROOKE MOTORSPORTS	Spec Racer Ford	14	1:51.417
23	13	Thomas Riley /New Fairfield, CT/NE/NEng	TRAC Consulting	Spec Racer Ford	14	1:52.049
24	21	Jim Cote Jr./Overland Park, KS/MW/KC	Micro-Comm/Inc.	Spec Racer Ford	14	1:51.586
25	20	Todd Lambertson /Portland, OR/NP/Ore	Flat out racing	Spec Racer Ford	14	1:50.840
26	97	David Harriman /San Jose, CA/NP/SanF	CSR Performance	Spec Racer Ford	14	1:52.110
27	89	Dr. Mark A. Hutchins/Lincoln, NE/MW/Neb	Midwest Spec Racer	Spec Racer Ford	14	1:52.661
28	55	Rick Bartuska /Inverness, IL/CN/Chi	Clueless Racing/TMI/M/K/Porter	Spec Racer Ford	14	1:52.760
29	00	Dean Cunningham /Mokena, IL/CN/Chi	BLACK DIAMOND STEEL/ELITE AUTOSPORT	Spec Racer Ford	14	1:52.782
30	3	George Scott /El Jebel, CO/RM/Colo	GoPro Motorsports	Spec Racer Ford	14	1:53.763
31	38	John Treat /Dexter, MI/GL/Det	John R.Treat & Assoc PC/Team Treat	Spec Racer Ford	14	1:53.981
32	59	Wade White Jr./Vail, CO/RM/Colo	Thompson White & Associates Inc.	Spec Racer Ford	14	1:52.551
33	12	Jim Cote Sr./Overland Park, KS/MW/KC	Micro-Comm/Inc.	Spec Racer Ford	14	1:54.579
34	29	Kenneth Sellenriek Jr /Wentzville, MO/MW/StL		Spec Racer Ford	* 10	1:52.085
DNF	27	Michael Amy /Spring Grove, PA/NE/WDC	Dog Gone Racing	Spec Racer Ford	* 0	
DNF	71	Johnny Humphreys /Veradale, WA/NP/Ore	Flat Out Racing Ltd.	Spec Racer Ford	* 0	
DNF	7	William Douglas /Appleton, WI/CN/Milw	Racer For Christ/Elite Autosport	Spec Racer Ford	* 0	
DNF	14	James Rishel /Wich, KS/MW/Wich	ADR BookPrint	Spec Racer Ford	* 0	
DNF	78	Reid Johnson /Hamel, MN/CN/LOL		Spec Racer Ford	* 0	
DNS	0	Lee Fleming /Lake Forest, CA/SP/CSCC		Spec Racer Ford		No Time
DNS	10	William F. Parenteau/Stillwater, MN/CN/LOL		Spec Racer Ford		No Time
DNS	2	Matthew Inge /Fort Myers, FL/SE/CFIa	Land Solutions/Development Solution	Spec Racer Ford		No Time

Number of Starters: 39  
Number of Finishers: 34  
O/A Time of Race: 40 m 40.536 Sec

**Lap leaders:** Best time establishes new Runoffs Race Record  
11:1-1 58:2/ 11:3-14 \* Not Running at the Finish

Length of Race: 35 Miles  
Margin of victory: -04.715 sec 51.628 MPH Average Lap Speed  
Fastest Race Lap:1:21.408 by Cliff White in Car # 58  
Sunoco Hard Charger: Car #91 Nick Evans +12

*Gini Ragan*  
Gini Ragan  
Chief Timing & Scoring

Posted at: 7:50 P.M.

# SRF LAP CHART

# 22 SRF

## Chart

Sanction: IDC-07-S  
Heartland Park Topeka  
2.5 Mile Road Course

Sunday, October 14, 2007

Pos	LAPS													
	1	2	3	4	5	6	7	8	9	10	11	12	13	14
1	11	58	11	11	11	11	11	11	11	11	11	11	11	11
2	61	11	15	61	61	61	61	61	61	61	61	61	61	61
3	15	15	61	15	15	15	15	15	15	15	15	15	15	17
4	17	61	17	17	17	17	17	17	17	17	17	17	17	15
5	92	17	58	58	58	58	58	58	58	58	58	58	58	58
6	19	59	92	92	92	92	92	92	92	92	92	92	92	92
7	4	92	4	4	51	51	51	51	51	51	51	51	51	51
8	51	4	51	51	4	4	4	4	4	19	19	19	91	91
9	58	51	19	19	19	19	19	19	19	91	91	91	19	19
10	54	19	44	44	44	44	44	44	44	4	4	4	4	4
11	18	44	54	54	54	54	54	91	91	44	31	31	31	31
12	44	54	20	18	31	91	91	54	54	31	44	44	44	44
13	20	20	18	31	18	31	31	31	31	54	54	54	54	54
14	5	18	31	53	91	18	18	53	53	53	53	53	53	53
15	72	31	53	91	53	53	53	5	5	5	5	5	5	5
16	67	53	5	5	5	5	5	18	18	18	18	18	18	18
17	66	5	72	72	72	72	72	67	67	67	67	67	67	67
18	9	72	91	67	67	67	67	72	72	72	72	72	72	72
19	91	91	67	66	66	66	66	66	66	66	77	77	77	77
20	53	67	29	29	29	77	77	77	77	77	66	66	66	66
21	77	29	66	77	77	29	29	29	29	9	9	9	9	9
22	13	66	77	9	9	9	9	9	9	13	13	13	13	74
23	74	77	9	13	13	13	13	13	13	21	21	21	21	13
24	29	9	74	21	21	21	21	21	21	74	74	74	74	21
25	55	13	13	97	97	97	97	74	74	20	20	20	20	20
26	97	74	97	55	55	55	74	20	20	97	97	97	97	97
27	00	97	21	00	00	74	55	97	97	89	89	89	89	89
28	21	21	00	74	74	00	20	55	55	55	55	55	55	55
29	3	00	55	20	20	20	00	89	89	00	00	00	00	00
30	38	38	38	89	59	89	89	59	59	3	3	3	3	3
31	89	55	89	59	89	59	59	00	00	29	38	38	38	38
32	59	89	3	3	3	3	3	3	3	38	12	59	59	59
33	12	3	59	38	38	38	38	38	38	12	59	12	12	12

# FP FINAL QUALIFYING

## Final Qualifying

## 23 FP

Sanction No IDC-07-S  
Heartland Park Topeka  
2.5 Mile Road Course

Thursday, October 11, 2007

Ovr	Car				1st Qual.	2nd Qual.	3rd Qual.	4th Qual.
Pos	No.	Driver/Hometown/Div/Region	Sponsor	Make/Model	Fast Lap	Fast Lap	Fast Lap	Fast Lap
1	1	Jesse Prather /Topeka, KS/MW/Kan	Prather Racing	92 Mazda Miata	1:59.366	1:46.883	1:44.546	1:44.648
2	31	Brian Linn /Hermosa Beach, CA/RM/ConD	Hoosier/RedLine Oil	72 MG Midget	No Time	1:46.812	1:45.348	1:48.544
3	36	Luis Rivera /Rossharon, TX/SW/Hous	RPM Engines/Goodyear/MSR	90 Mazda Miata	No Time	1:46.638	1:45.844	1:45.831
4	5	Joe Walker /Richland, MI/GL/OhV	Walker Racing	65 Lotus Super 7	No Time	No Time	1:46.965	1:46.085
5	7	Eric Prill /Topeka, KS/MW/Kan	800-FIGHT-MS/Hoosier/Prather	R62 Lotus Super 7	2:05.768	1:47.942	1:47.114	1:46.450
6	52	Mason Workman /Reynoldsburg, OH/GL/OhV	Hoosier/Planet Miata/Mazdaspee	92 Mazda Miata	2:01.942	1:49.024	1:46.765	1:46.805
7	38	Mark Carpenter /Burlington, CT/NE/NEng	Team GGS Racing	95 Acura Integra	No Time	1:48.928	1:46.893	1:47.120
8	83	F. Robert Bramlage /Manhattan, KS/MW/Kan	Prather Racing	91 Mazda Miata	No Time	1:49.166	1:49.296	1:47.223
9	93	Harold Flescher /West Palm Beach, FL/SE/Fla	C.A.R.S./RedLine/Goodyear	62 Austin Healey Sprite	No Time	1:47.853	1:47.410	1:49.873
10	42	Gerald Lamb /Oswego, IL/CN/Milw	Team Clean Powder Coating &	63 MG B	No Time	1:49.147	1:48.094	1:49.202
11	66	Noel Hayward /Fairfield, CA/NP/SanF	C.H. Horton General Contractor	74 MG Midget	No Time	1:55.406	1:50.133	1:49.003
12	41	Andrew Hauck III/Cincinnati, OH/MW/Kan	Prather Racing	91 Mazda Miata	2:03.528	1:52.519	1:49.118	1:49.102
13	22	Jamie Blust/Castle Rock, CO/RM/ConD		72 MG Midget	2:18.421	No Time	1:49.329	1:50.247
14	07	Andrew Wright /Murfreestboro, TN/MW/StL	Hoosier/RedLine	62 Lotus Super 7	No Time	1:55.589	1:50.954	1:49.434
15	61	Charles Udell /Chesterfield, MO/MW/StL	C.U.Racing/McGinley Kawasaki	92 Mazda Miata	2:04.631	1:52.504	1:49.771	1:50.102
16	80	Ronald Davis /Auburn, KS/MW/Kan		67 MG B	2:24.246	1:52.179	1:53.880	1:50.848
17	50	Tom Burdge /Hillsborough, NJ/NE/NNJ	Rabys Aircooled Tech/Goodyear	73 Porsche 914	No Time	1:55.395	1:53.765	1:51.955
18	9	John Walker /Richland, MI/GL/OhV	Walker Racing	70 MG B	No Time	1:52.130	2:17.874	No Time
19	99	David Vestrand /Oakland, MI/GL/Det	Vestrand Consulting Service	92 Mazda Miata	2:13.174	1:56.123	1:55.381	1:52.517
20	62	Larry Svaton /Alvin, TX/SW/Hous	Over Fifty Motorsports/Hoosier	96 Honda Del Sol	No Time	2:00.282	1:58.528	1:54.413
21	48	Thomas Lyttle /Decatur, GA/SE/Atl		74 Ford Capri	2:18.519	No Time	1:57.222	1:54.992
22	25	Mark Weber /Saint Louis, MO/MW/StL	Goodyear/RedLine/ESCP	63 Austin Healey Sprite	No Time	1:55.566	No Time	No Time
23	20	Robert Maples /Littleton, CO/RM/Colo		71 BMW 2002	2:12.982	1:59.599	1:56.246	1:55.573
24	89	Charles Horton /Hayward, CA/SanF/SanF	C. W. Horton General Contractor	75 MG Midget	No Time	No Time	No Time	No Time

@ Over 120% of leader's time

Please check correctness of your name, hometown and sponsor.

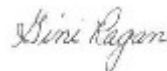
Best time establishes new Runoffs Qualifying Record

All changes due to Timing/ Scoring by 6:00 PM Thursday.

Gini Ragan

Chief Timing & Scoring

Posted at: 5:35 P.M.



# FP FINAL RESULTS

## Final Race

# 23 FP

Sanction No IDC-07-S  
Heartland Park Topeka  
2.5 Mile Road Course

Sunday, October 14, 2007

Ovr	Car	Driver/Hometown/Div/Region	Sponsor	Make/Model	No of Laps	Fastest Lap
1	1	Jesse Prather /Topeka, KS/MW/Kan	Prather Racing	92 Mazda Miata	18	1:46.461
2	31	Brian Linn /Hermosa Beach, CA/RM/ConD	Hoosier/RedLine Oil	72 MG Midget	18	1:46.740
3	93	Harold Flescher /West Palm Beach, FL/SE/Fla	C.A.R.S./RedLine/Goodyear	62 Austin Healey Sprite	18	1:47.695
4	7	Eric Prill /Topeka, KS/MW/Kan	800-FIGHT-MS/Hoosier/Prather Rcg	62 Lotus Super 7	18	1:47.675
5	5	Joe Walker /Richland, MI/GL/OhV	Walker Racing	65 Lotus Super 7	18	1:47.658
6	52	Mason Workman /Reynoldsburg, OH/GL/OhV	Hoosier/Planet Miata/Mazdaspeed	92 Mazda Miata	18	1:49.178
7	42	Gerald Lamb /Oswego, IL/CN/Milw	Team Clean Powder Coating & Welding	63 MG B	18	1:48.551
8	83	F. Robert Bramlage /Manhattan, KS/MW/Kan	Prather Racing	91 Mazda Miata	18	1:48.531
9	41	Andrew Hauck III/Cincinnati, OH/MW/Kan	Prather Racing	91 Mazda Miata	18	1:49.568
10	66	Noel Hayward /Fairfield, CA/NP/SanF	C.H. Horton General Contractor	74 MG Midget	18	1:49.672
11	61	Charles Udell /Chesterfield, MO/MW/StL	C.U.Racing/McGinley Kawasaki	92 Mazda Miata	18	1:51.043
12	07	Andrew Wright /Murfreesboro, TN/MW/StL	Hoosier/RedLine	62 Lotus Super 7	18	1:50.669
13	25	Mark Weber /Saint Louis, MO/MW/StL	Goodyear/RedLine/ESCP	63 Austin Healey Sprite	18	1:51.195
14	89	Charles Horton /Hayward, CA/SanF/SanF	C. W. Horton General Contractor	75 MG Midget	18	1:51.285
15	48	Thomas Lyttle /Decatur, GA/SE/Atl		74 Ford Capri	17	1:55.038
16	80	Ronald Davis /Auburn, KS/MW/Kan		67 MG B	17	1:52.862
17	50	Tom Burdge /Hillsborough, NJ/NE/NNJ	Rabys Aircooled Technology/Goodyear	73 Porsche 914	17	1:53.637
18	62	Larry Svaton /Alvin, TX/SW/Hous	Over Fifty Motorsports/Hoosier	96 Honda Del Sol	17	1:54.830
19	20	Robert Maples /Littleton, CO/RM/Colo		71 BMW 2002	17	1:56.087
20	99	David Vestrand /Oakland, MI/GL/Det	Vestrand Consulting Service	92 Mazda Miata	16	1:54.859
DNF	9	John Walker /Richland, MI/GL/OhV	Walker Racing	70 MG B	*	3 2:00.950
DNF	22	Jamie Blust/Castle Rock, CO/RM/ConD		72 MG Midget	*	2 1:52.421
DNF	36	Luis Rivera /Rosharon, TX/SW/Hous	RPM Engines/Goodyear/MSR Huston	90 Mazda Miata	*	2 1:56.148
DNF	38	Mark Carpenter /Burlington, CT/NE/NEng	Team GGS Racing	95 Acura Integra	*	1 1:52.297

Number of Starters: 24  
Number of Finishers: 20

O/A Time of Race: 32 m 25.377 Sec

Length of Race: 45 Miles  
Margin of victory: -00.898 Sec      83.274 MPH Average Lap Speed  
Fastest Race Lap: 1:46.461 by Jesse Prather in Car # 1  
Sunoco Hard Charger: Car #89 Charles Horton

**Lap leaders:**  
1:1-5 31:6-8/ 1:9/ 31:10/  
1:11-13/ 31:14/ 1:15-18

Best time establishes new Runoffs Race Record  
\* Not Running at the Finish



Gini Ragan  
Chief Timing & Scoring

Posted at: 7:07 P.M.

# FP LAP CHART

# 23 FP

## Chart

Sanction: IDC-07-S  
Heartland Park Topeka  
2.5 Mile Road Course

Sunday, October 14, 2007

Pos	LAPS																	
	1	2	3	4	5	6	7	8	9	10	11	12	13	14	15	16	17	18
1	1	1	1	1	1	31	31	31	1	31	1	1	1	31	1	1	1	1
2	31	31	31	31	31	1	1	1	31	1	31	31	31	1	31	31	31	31
3	52	52	52	52	93	93	93	93	93	93	93	93	93	93	93	93	93	93
4	38	93	93	93	52	7	7	7	7	7	7	7	7	7	7	7	7	7
5	93	7	7	7	7	52	52	52	52	52	52	52	5	5	5	5	5	5
6	7	41	41	83	83	83	83	83	83	83	5	5	52	52	52	52	52	52
7	42	83	83	41	41	41	5	5	5	5	83	83	83	83	83	42	42	42
8	41	22	61	42	5	5	41	41	42	42	42	42	42	42	42	83	83	83
9	22	61	42	5	42	42	42	42	41	41	41	41	41	41	41	41	41	41
10	83	07	07	61	66	66	66	66	66	66	66	66	66	66	66	66	66	66
11	36	42	5	66	61	61	61	07	07	07	07	07	07	07	07	07	61	61
12	61	66	66	07	07	07	07	61	61	61	61	61	61	61	61	61	07	07
13	07	5	89	89	89	89	89	89	89	89	89	89	89	89	89	25	25	25
14	66	50	50	50	50	50	25	25	25	25	25	25	25	25	25	89	89	89
15	50	89	48	48	25	25	48	48	48	48	48	48	48	48	48	48	48	48
16	48	48	25	25	48	48	50	80	80	80	80	80	80	80	80	80	80	80
17	89	25	20	20	20	20	20	20	62	50	50	50	50	50	50	50	50	50
18	5	20	9	80	80	80	80	50	50	62	62	62	62	62	62	62	62	62
19	25	9	62	62	62	62	62	62	20	20	20	20	20	20	20	20	20	20
20	20	62	80	99	99	99	99	99	99	99	99	99	99	99	99	99		
21	9	80	99															
22	62	36																
23	80	99																
24	99																	

# DSR FINAL QUALIFYING

## Final Qualifying

## 24 DSR

Sanction No IDC-07-S  
Heartland Park Topeka  
2.5 Mile Road Course

Thursday, October 11, 2007

Ovr	Car				1st Qual.	2nd Qual.	3rd Qual.	4th Qual.
Pos	No.	Driver/Hometown/Div/Region	Sponsor	Make/Model	Fast Lap	Fast Lap	Fast Lap	Fast Lap
1	83	J R Osborne /Castle Rock, CO/RM/Colo	Equinox Land/Rilltech/GodSped Inc	Stohr WF-1	1:29.231	1:25.985	1:25.238	1:23.910
2	2	Mark Jaremko /Spokane, WA/NP/Ore	Loynings/Goodyear/Redline	Stohr WF1 WSL	1:29.477	1:26.421	1:25.414	1:25.198
3	58	Chris Farrell /Salt Lake City, UT/RM/Utah	C&M Mfg. Team Cobra	Lee Stohr WF1	2:24.621	1:26.806	1:25.658	1:25.814
4	8	Jean-Luc Liverato /Alpharetta, GA/SE/Atl	Expanded Tech/KWS/Hoosier	Stohr WF1	1:31.787	1:25.711	1:25.780	1:26.172
5	81	Joshua Held /San Carlos, CA/NP/SanF	GDR Engines/Goodyear/Longbloeg	Stohr WF1	No Time	1:28.183	1:27.496	1:26.118
6	16	Timothy Micklos /Salt Lake Cty, UT/RM/Utah	Stohr/Kuhl/MMLC/George Dean	Stohr WF1	1:33.997	1:28.094	1:27.012	1:26.496
7	7	Dorian Foyil /Fort Lauderdale, FL/SE/Fla	Foyil Asset Mgmt/RillTech Racing	Stohr WF1	1:48.534	1:33.839	1:29.516	1:26.823
8	4	R Gardner /Newark, DE/NE/Phil	Taggart Performance Eng.	Stohr WF-1	1:40.366	1:29.040	1:28.614	1:29.762
9	18	Harvey Goldman /Winnipeg, MB/SP/Ariz	City Bread/Rennwerks	Stohr WF1	No Time	1:32.507	1:32.161	1:31.242
10	36	Tom Bootz /Evansville, IN/GL/SInd	Bootz Industries/Rilltec Race Prep	Speads RS06A	No Time	1:34.099	1:33.013	1:32.108
11	94	David Arken /San Jose, CA/SP/CSCC	George Dean Racing Engines	AMAC AM5	1:35.508	1:33.598	1:35.821	1:40.259
12	49	Bill Gendron /Monson, MA/NE/NEng	Small Fortune Racing	Dragon Sr2	1:44.499	1:34.864	1:34.337	1:35.304
13	21	Tom Gonzales /Santa Fe, NM/RM/RioG	Rocky Mountain Business Systems	Stohr 01D	No Time	1:43.318	1:38.940	1:35.002
14	78	Dave Knaack /Neenah, WI/CN/Milw	Hankook Tire/Underwear Gnomes	Fastercar MK1	No Time	1:44.550	No Time	1:40.139
15	97	Richard Colburn /Northbrook, IL/CN/Chi	Amari Metals	Phoenix Phoenix	No Time	1:42.739	1:42.755	1:41.081
16	31	David Gomberg /Laurel, MD/SP/Ariz	KroppTool/RadialTire/HurleyRacePr	Cheetah SR1	No Time	1:44.012	1:43.211	1:42.860
17	3	Carl Maier /Grand Prairie, TX/SW/Tex	Over Fifty Motorsports	Lola 540	No Time	2:00.310	1:46.205	1:43.235
18	55	Roy Maxwell /Arlington, TX/SW/Tex	Racing Engine Service	Mystery III	2:13.090	1:53.327	1:44.695	1:43.517
19	25	Laurence Meisner /Columbia, MD/NE/WDC	Wachovia Securities/McB Autospo	Radical Clubsport	2:15.215	2:03.487	1:58.678	1:56.551
20	6	Charles Smith /Raytown, MO/MW/KC		Cheetah SR1	No Time	No Time	No Time	No Time

@ Over 120% of leader's time

Please check correctness of your name, hometown and sponsor.

Best time establishes new Runoffs Qualifying Record

All changes due to Timing/ Scoring by 6:00 PM Thursday.

*Gini Ragan*  
Gini Ragan

Chief Timing & Scoring

Posted at: 5:48 P.M.

# DSR FINAL RESULTS

## Final Race

# 24 DSR

Sanction No IDC-07-S  
Heartland Park Topeka  
2.5 Mile Road Course

Sunday, October 14, 2007

Ovr	Car	Driver/Hometown/Div/Region	Sponsor	Make/Model	No of Laps	Fastest Lap
1	83	J R Osborne /Castle Rock, CO/RM/Colo	Equinox Land/Rilltech/GodSped Inc	Stohr WF-1	18	1:25.333
2	2	Mark Jaremko /Spokane, WA/NP/Ore	Loynings/Goodyear/Redline	Stohr WF1 WSL	18	1:27.424
3	8	Jean-Luc Liverato /Alpharetta, GA/SE/Atl	Expanded Tech/KWS Mtrspts/Hoosier	Stohr WF1	18	1:26.819
4	81	Joshua Held /San Carlos, CA/NP/SanF	GDR Engines/Goodyear/Longbloeg/Shock Shop	Stohr WF1	18	1:27.446
5	7	Dorian Foyil /Fort Lauderdale, FL/SE/Fla	Foyil Asset Mgmt/RillTech Racing	Stohr WF1	18	1:28.441
6	4	R Gardner /Newark, DE/NE/Phil	Taggart Performance Eng.	Stohr WF-1	18	1:28.628
7	58	Chris Farrell /Salt Lake City, UT/RM/Utah	C&M Mfg. Team Cobra	Lee Stohr WF1	18	1:27.206
8	18	Harvey Goldman /Winnipeg, MB/SP/Ariz	City Bread/Rennwerks	Stohr WF1	17	1:32.831
9	94	David Arken /San Jose, CA/SP/CSCC	George Dean Racing Engines	AMAC AM5	16	1:37.136
10	78	Dave Knaack /Neenah, WI/CN/Milw	Hankook Tire/Underwear Gnomes	Fastercar MK1	16	1:40.092
11	55	Roy Maxwell /Arlington, TX/SW/Tex	Racing Engine Service	Mystery III	16	1:41.089
12	16	Timothy Micklos /Salt Lake Cty, UT/RM/Utah	Stohr/Kuhl/MMLC/George Dean Engines	Stohr WF1	* 15	1:27.964
13	6	Charles Smith /Raytown, MO/MW/KC		Cheetah SR1	15	1:43.772
14	97	Richard Colburn /Northbrook, IL/CN/Chi	Amari Metals	Phoenix Phoenix	15	1:43.217
15	31	David Gomberg /Laurel, MD/SP/Ariz	KroppTool/RadialTire/HurleyRaceProd	Cheetah SR1	12	1:42.590
DNF	36	Tom Bootz /Evansville, IN/GL/SInd	Bootz Industries/Rilltec Race Prep	Speads RS06A	* 8	1:33.626
DNF	21	Tom Gonzales /Santa Fe, NM/RM/RioG	Rocky Mountain Business Systems	Stohr 01D	* 6	1:35.747
DNF	25	Laurence Meisner /Columbia, MD/NE/WDC	Wachovia Securities/McB Autosport	Radical Clubsport	* 5	1:56.108
DNF	49	Bill Gendron /Monson, MA/NE/NEng	Small Fortune Racing	Dragon Sr2	* 1	1:40.574
DNS	3	Carl Maier /Grand Prairie, TX/SW/Tex	Over Fifty Motorsports	Lola 540		No Time

Number of Starters: 19  
Number of Finishers: 15  
O/A Time of Race: 26 m 17.244 Sec

**Lap leaders:**  
83:1-18

Best time establishes new Runoffs Race Record  
\* Not Running at the Finish

Length of Race: 45 Miles  
Margin of victory: -11.726 Sec      102.711 MPH Average Lap Speed  
Fastest Race Lap: 1:25.333 by J R Osborne in Car # 83  
Sunoco hard Charger: Car #55 Roy Maxwell +7

*Gini Ragan*  
Gini Ragan  
Chief Timing & Scoring

Posted at: 6:07 P.M.

# DSR LAP CHART

# 24 DSR

## Chart

Sanction: IDC-07-S  
Heartland Park Topeka  
2.5 Mile Road Course

Sunday, October 14, 2007

Pos	LAPS																	
	1	2	3	4	5	6	7	8	9	10	11	12	13	14	15	16	17	18
1	83	83	83	83	83	83	83	83	83	83	83	83	83	83	83	83	83	83
2	8	8	8	8	8	8	8	8	8	8	8	8	2	2	2	2	2	2
3	2	2	2	2	2	2	2	2	2	2	2	2	8	8	8	8	8	8
4	58	58	58	58	81	81	81	81	81	81	81	81	81	81	81	81	81	81
5	81	81	81	81	16	16	16	16	16	16	16	7	7	7	7	7	7	7
6	7	16	16	16	7	7	7	7	7	7	7	16	16	16	16	4	4	4
7	16	7	7	7	4	4	4	4	4	4	4	4	4	4	4	58	58	58
8	4	4	4	4	58	58	58	58	58	58	58	58	58	58	58	18	18	
9	94	36	36	36	36	36	36	36	18	18	18	18	18	18	18	18	94	
10	36	18	18	18	18	18	18	18	94	94	94	94	94	94	94	94	78	
11	18	94	21	21	21	21	94	94	78	78	78	78	78	78	78	78	55	
12	21	21	94	94	94	94	78	78	55	55	55	55	55	55	55	55		
13	49	78	78	78	78	78	55	55	97	97	6	6	6	6	6			
14	78	31	31	31	31	55	97	97	6	6	97	97	97	97	97			
15	97	97	97	97	55	97	6	6	31	31	31	31						
16	31	55	55	55	97	6	31	31										
17	55	6	6	6	6	31												
18	6	25	25	25	25													
19	25																	
20																		



# FM FINAL QUALIFYING

## Final Qualifying

## 25 FM

Sanction No IDC-07-S  
Heartland Park Topeka  
2.5 Mile Road Course

Thursday, October 11, 2007

Ovr	Car				1st Qual.	2nd Qual.	3rd Qual.	4th Qual.
Pos	No.	Driver/Hometown/Div/Region	Sponsor	Make/Model	Fast Lap	Fast Lap	Fast Lap	Fast Lap
1	72	James Goughary Jr /Jupiter, FL/SE/Fla	RedLine oil	Star Formula Mazda	No Time	1:33.177	1:33.243	1:32.873
2	48	Samuel Stuard /Shippensburg, PA/NE/Susq	RamTech/Ski Motorsports	Star Formula Mazda	1:35.359	1:33.952	1:33.822	1:33.690
3	45	Juan Marchand /South Haven, MI/GL/WMch	JRM Motorsports @ GingerMan	Star Formula Mazda	1:34.570	1:36.267	1:33.713	1:34.067
4	6	Jamie Slone /Tucson, AZ/SP/Ariz	sloneracing.com	Star Formula Mazda	No Time	1:33.757	1:34.373	1:33.881
5	0	Mark A Broyles/Oswego, IL/CN/Chi	onedatatech.com	Star Formula Mazda	1:35.548	1:34.493	1:35.556	1:33.940
6	28	Russell Lindemann /Longmont, CO/RM/Colo	Advance Towing	Star Formula Mazda	1:35.676	1:34.205	1:34.346	1:34.618
7	65	David Donovan /Fort Lauderdale, FL/SE/Fla	Hoosier RedLine	Star Formula Mazda	1:35.362	1:34.736	1:35.262	1:34.264
8	87	Doug Peterson /Bonita Springs, FL/SE/Bucc	3 dimensional.com	Star Formula Mazda	1:34.637	No Time	No Time	No Time
9	06	Jack Wilfley /Carbondale, CO/RM/Colo		Star Formula Mazda	1:36.302	1:34.771	1:34.648	1:35.354
10	95	Bob Hogan /Atlanta, GA/SE/Atl	Legends Motorsports Club	Star Formula Mazda	1:36.863	1:34.777	1:34.885	1:36.140
11	7	Mark Greb /Mount Vernon, IA/MW/DMV	Plaza Auto Auction/Inc.	Star Formula Mazda	1:37.275	1:34.911	1:36.261	1:35.068
12	38	Guy Pipitone /Copley, OH/GL/NeOh		Star Formula Mazda	1:36.035	1:35.092	1:35.094	1:34.918
13	78	Lucian Pancea /Bellevue, WA/NP/Nwst	NewPortHill Villa AFH	Star Formula Mazda	4:30.555	1:35.596	1:35.091	1:35.427
14	99	Kenneth De Nault /Cedar Falls, IA/MW/DMV	H.C. & L. Railroad	Star Formula Mazda	No Time	1:36.713	1:36.784	1:35.720
15	70	Samuel Lockwood /Cumming, GA/SE/Atl	Raceworks/Hoosier	Star Formula Mazda	1:37.017	1:36.253	1:37.397	1:36.405
16	26	Michael Fling /Edmond, OK/MW/Okla	Fling Enterprise Racing	Star Formula Mazda	1:37.622	No Time	1:36.296	No Time
17	3	Gary Phillips /Overland Park, KS/MW/KC		Star Formula Mazda	1:42.839	No Time	1:38.893	1:39.339
18	54	Mark Felsen /Denver, CO/RM/Colo	Lynx Wireless/Fones West	Star Formula Mazda	1:40.766	1:39.900	1:39.635	1:39.613
19	23	Brian Shepard /Livermore/RM/Den		Star Mazda	1:44.076	1:40.748	1:41.108	No Time
20	75	Dale Swope /Tampa, FL/SE/CFla	Tre Amiri Cafe	Star Formula Mazda	No Time	No Time	No Time	No Time

Car 6 Loss of time Qualifying 1 & 2 per CSA - Back up car

Car 3 Loss of time Qualifying 2 per CSA - Fuel

@ Over 120% of leader's time

Please check correctness of your name, hometown and sponsor.

Best time establishes new Runoffs Qualifying Record

*Gini Ragan*

Gini Ragan

Chief Timing & Scoring

Posted at: 6:35 P.M.

All changes due to Timing/ Scoring by 6:00 PM Thursday.

# FM FINAL RESULTS

## Final Race

## 25 FM

Sanction No IDC-07-S  
Heartland Park Topeka  
2.5 Mile Road Course

Sunday, October 14, 2007

Ovr	Pos	Car	Driver/Hometown/Div/Region	Sponsor	Make/Model	No of Laps	Fastest Lap
	1	72	James Goughary Jr /Jupiter, FL/SE/Fla	RedLine oil	Star Formula Mazda	18	1:34.278
	2	48	Samuel Stuard /Shippensburg, PA/NE/Susq	RamTech/Ski Motorsports	Star Formula Mazda	18	1:34.307
	3	45	Juan Marchand /South Haven, MI/GL/WMch	JRM Motorsports @ GingerMan Raceway	Star Formula Mazda	18	1:34.737
	4	06	Jack Wilfley /Carbondale, CO/RM/Colo		Star Formula Mazda	18	1:34.990
	5	87	Doug Peterson /Bonita Springs, FL/SE/Bucc	3 dimensional.com	Star Formula Mazda	18	1:34.965
	6	6	Jamie Slone /Tucson, AZ/SP/Ariz	sloneracing.com	Star Formula Mazda	18	1:35.059
	7	28	Russell Lindemann /Longmont, CO/RM/Colo	Advance Towing	Star Formula Mazda	18	1:35.244
	8	65	David Donovan /Fort Lauderdale, FL/SE/Fla	Hoosier RedLine	Star Formula Mazda	18	1:35.065
	9	78	Lucian Pancea /Bellevue, WA/NP/Nwst	NewPortHill Villa AFH	Star Formula Mazda	18	1:34.998
	10	0	Mark A Broyles/Oswego, IL/CN/Chi	onedatatech.com	Star Formula Mazda	18	1:35.758
	11	70	Samuel Lockwood /Cumming, GA/SE/Atl	Raceworks/Hoosier	Star Formula Mazda	18	1:35.872
	12	7	Mark Greb /Mount Vernon, IA/MW/DMV	Plaza Auto Auction/Inc.	Star Formula Mazda	18	1:35.853
	13	95	Bob Hogan /Atlanta, GA/SE/Atl	Legends Motorsports Club	Star Formula Mazda	18	1:35.971
	14	99	Kenneth De Nault /Cedar Falls, IA/MW/DMV	H.C. & L. Railroad	Star Formula Mazda	18	1:36.932
	15	3	Gary Phillips /Overland Park, KS/MW/KC		Star Formula Mazda	17	1:39.931
	16	54	Mark Felsen /Denver, CO/RM/Colo	Lynx Wireless/Fones West	Star Formula Mazda	17	1:39.830
	17	23	Brian Shepard/Livermore/RM/Den		Star Mazda	17	1:39.682
DNF	38		Guy Pipitone /Copley, OH/GL/NeOh		Star Formula Mazda	* 2	1:47.524
DNS	26		Michael Fling /Edmond, OK/MW/Okla	Fling Enterprise Racing	Star Formula Mazda		No Time
DNS	75		Dale Swope /Tampa, FL/SE/CFla	Tre Amiri Cafe	Star Formula Mazda		No Time

Number of Starters: 18  
Number of Finishers: 17  
O/A Time of Race: 28 m 29.744 Sec

Length of Race: 45 Miles  
Margin of victory: -03.495 Sec      94.751 MPH Average Lap Speed  
Fastest Race Lap: 1:34.278 by James Goughary Jr in Car # 72  
Sunoco Hard Charger: Car #06 Jack Wilfley + 5  
Car 6 Penalized on position per CSA

**Lap leaders:**  
72:1-18

Best time establishes new Runoffs Race Record  
\* Not Running at the Finish

*Gini Ragan*

Gini Ragan  
Chief Timing & Scoring

Posted at: 7:48 P.M.

# FM LAP CHART

## 25 FM

## Chart

Sanction: IDC-07-S  
Heartland Park Topeka  
2.5 Mile Road Course

Sunday, October 14, 2007

Pos	LAPS																	
	1	2	3	4	5	6	7	8	9	10	11	12	13	14	15	16	17	18
1	72	72	72	72	72	72	72	72	72	72	72	72	72	72	72	72	72	72
2	45	48	48	48	48	48	48	48	48	48	48	48	48	48	48	48	48	48
3	48	45	45	45	45	45	45	45	45	45	45	45	45	45	45	45	45	45
4	87	87	87	87	87	87	87	87	87	06	06	06	06	06	06	06	06	06
5	6	06	06	06	06	06	06	06	06	87	87	87	87	87	87	87	6	6
6	06	6	6	6	6	6	6	6	6	6	6	6	6	6	6	6	87	87
7	28	65	65	65	65	65	65	28	28	28	28	28	28	28	28	28	28	28
8	0	28	28	28	28	28	28	65	65	78	65	65	65	78	78	65	65	65
9	65	0	0	0	78	78	78	78	78	65	78	78	78	65	65	78	78	78
10	95	95	95	78	95	95	95	95	95	0	0	0	0	0	0	0	0	0
11	7	78	78	95	7	7	7	0	0	95	95	95	95	95	95	95	70	70
12	78	7	7	7	0	0	0	7	7	7	7	70	70	70	70	70	7	7
13	70	70	70	70	70	70	70	70	70	70	70	7	7	7	7	7	95	95
14	99	99	99	99	99	99	99	99	99	99	99	99	99	99	99	99	99	99
15	3	3	3	3	3	3	3	3	3	3	3	3	3	3	3	3	3	3
16	54	54	54	54	54	54	54	54	54	54	23	23	23	23	54	54	54	54
17	23	23	23	23	23	23	23	23	23	23	54	54	54	54	23	23	23	23
18	38	38																
19																		
20																		