
















Flags are an official method for communicating with competitors. Flags may be replaced or supplemented by lights and/or reflective panels, which shall have the same meaning as the flags. As we are an FIA-certified series, we use FIA flagging rules.

FLAG	COMMUNICATION
	<b>GREEN:</b> When displayed by the starter, signals the beginning or resumption of a session. Also shown following a yellow caution area to indicate passing may resume when beyond the green flag.
	<b>BLACK/WHITE DIAGONAL:</b> Competitor warning displayed with number board. Flag is shown at Start/Finish area and is used as a warning for unsportsmanlike behavior.
	<b>BLACK:</b> Summons competitor to pit lane for consultation and/or penalty. Shown with number board from start/finish and designated station(s) on the circuit. The summoned driver may cross the S/F line no more than twice before entering pit lane. Once on pit lane, driver must report to his pit box.
	<b>BLACK/ORANGE CIRCLE:</b> Informs competitor of a mechanical problem that may endanger the driver or other competitors. Shown with number board. Competitors must stop at their pit on the next approach to pit entry. Once on pit lane, driver must report to his pit box.
	<b>SINGLE WAVED YELLOW:</b> Reduce your speed, do not overtake, and be prepared to change direction. There is a hazard beside or partly on the track. It must be evident that a driver has reduced speed; this means a driver is expected to have braked earlier and/or noticeably reduced speed in that sector. No passing from the station displaying yellow until after you have reached the station displaying a green flag.
	<b>DOUBLE WAVED YELLOW:</b> Reduce your speed significantly, do not overtake, and be prepared to change direction or stop. There is a hazard wholly or partly blocking the track and/or marshals working on or beside the track. During free practice and qualifying, it must be evident that a driver has not attempted to set a meaningful lap time; this means the driver should abandon the lap (this does not mean he has to pit as the track could well be clear the following lap). No passing from the station displaying yellow until after you have reached the station displaying a green flag.
	<b>RED:</b> The session has been stopped. Use caution, reduce speed, and proceed immediately to pit lane. Overtaking is not permitted. During a race, no work may be performed on vehicles unless authorized by the Race Director or Technical Delegate.
	<b>SOLID BLUE OR BLUE/YELLOW DIAGONAL:</b> Warns that faster cars are approaching or a following car may be in a competitor's blind spot. Use caution and sportsmanship – allow racing room.
	<b>YELLOW/RED STRIPES:</b> Caution – the racing surface may be affected by fluids or debris.
	<b>STATIONARY WHITE AROUND CIRCUIT:</b> Caution, slow moving vehicle ahead.
	<b>WAVED WHITE AT START/FINISH:</b> Indicates the last lap of a competition.
	<b>WHITE/RED DIAGONAL AT START/FINISH:</b> Emergency vehicles are on course.
	<b>BLACK/WHITE CHECKERED:</b> Shown at the completion of practice, qualifying, or race. All cars shall exit the course once they have received the checkered flag and passed start/finish.
	<b>FCY BOARD:</b> Show at all marshal posts. The entire circuit is now under a speed limit of 40 mph/pit speed. Reduce your speed safely, do not overtake, and be prepared to change direction or stop in a corner or corners displaying double waving yellow flags.
	<b>SC BOARD:</b> Shown at all marshals' posts to indicate the Safety Car is on the circuit.