

D

C

B

A

4

4

3

3

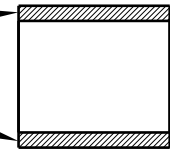
2

2

1

1

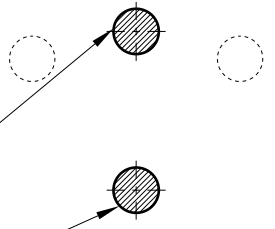
TOP



GRIND APPROX 2mm
FROM SHADED AREAS
(CLEARANCE FOR PLUG)

LEFT

RIGHT



DRILL 6mm
DIAMETER HOLES
(NEW MOUNTING)

BOTTOM

ALIGN LINES TO EDGES OF
ATTENUATOR ENDCAP EVENLY

NOTES:

1. See Digital File for Missing Dimensions
2. Material: ~~***GETLINK***~~
3. Treatments: ~~TO H32~~
4. Coating: ~~Black Oxide Anodize~~
5. Break Edges: ~~Unless Noted~~
6. Dim. Std: ~~US10/js10 Ra0.2~~

MARKING OF PARTS:

1. Laser Engrave As Shown. (Manual Engraving Prohibited)
2. Place Sticker As Shown
3. Place Part(s) Individually In Bags

MARKINGS MUST CONTAIN THE FOLLOWING INFO:

1. Supplier Acronym
2. Manufacturing Lot
3. Timeline in Manufacturing Lot
4. Part Reference

QC/INSPECTION. (Provide the following)

1. Quality Control Documents
2. Certificate(s) of Compliance
3. Thermal Treatment Certification
4. Surface Treatment/Coating Certification

This drawing is property of
Ligier NA. It cannot be
reproduced or communicated
without our written consent.



MATERIAL/POST PROCESS:

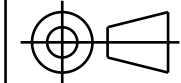
SEE NOTES

TOLERANCES:

SEE NOTES

DESIGNED BY:

c.ruthstrom



DATE:

4/15/2020

DRAWING TITLE:

SIZE: Letter **DRAWING NUMBER:** F4 Rainlight **REV:** A.1

SCALE: 1/1 **WEIGHT (kg):** XXX **QTY/CAR:** XXX **SHEET:** 1/1

D

A