

SCCA PRO RACING PRESENTS



AT

MID-OHIO SPORTS CAR COURSE



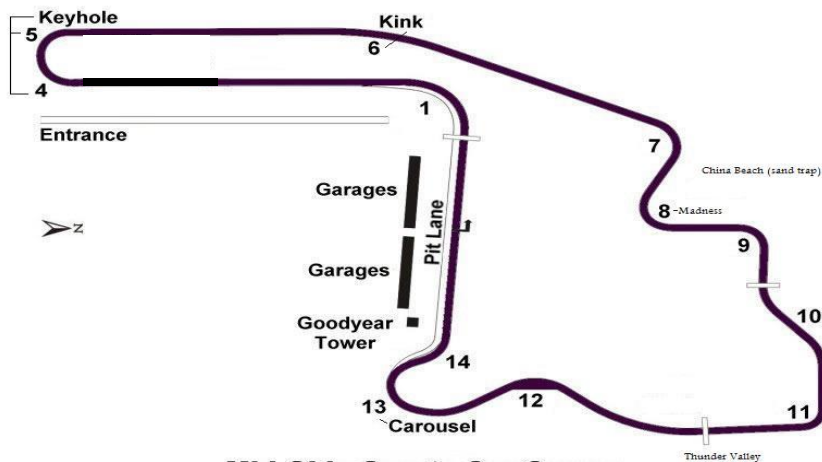
ROUNDS 10-11-12
OF

F4 UNITED STATES CHAMPIONSHIP
POWERED BY HONDA

AUGUST 10-12, 2017

PRE-EVENT DRIVER NOTES

7-20-2017 V2



Mid-Ohio Sports Car Course
2.4 mi (2.2 mi w/o chicane)





Mid-Ohio Sports Car Course

August 10-12, 2017

Rounds 10-11 and 12

PRE-EVENT DRIVER BRIEFING NOTES



1.00 SERIES MEETINGS

Attendance at all driver meetings, driver development or driver education seminars/meetings is required. If you are unable to attend please contact the Race Director.

2.00 THE CIRCUIT

- 2.01 The Pit Lane speed limit for practice, qualifying and the race will be 40 mph.
- 2.02 When leaving the pits competitors must not cross the solid line at the pit exit with any part of the car.
- 2.03 If you encounter any mechanical problem, which might cause oil or water to be deposited on the track, please leave the circuit when it is safe to do so and in every case keep clear of the racing line.
- 2.05 Burn Outs and Practice Starts are NOT allowed in the Pit Lane unless you are performing practice starts in the designated location.
- 2.06 Bump drafting / pushing is not permitted.
- 2.07 Disabled on track – Stay belted in your car. *Visor up* signals driver is OK.

2.08 Pit Lane

Consists of 3 separate lanes – the fast lane – the blend lane - the pit box. Stay in the fast lane until within 3 pit boxes of your assigned pit box. When leaving pit box use the blend lane only to get up to speed and transition to fast lane.

3.00 PRACTICE & QUALIFYING

- 3.01 Access to the circuit for Practice and Qualifying is from the False Grid.
- 3.02 At the end of each session, competitors will pass the checkered flag, slow down, complete one lap of the circuit and enter the Pit Lane. Cars will be guided to the paddock or Parc Fermé as required.



Mid-Ohio Sports Car Course

August 10-12, 2017

Rounds 10-11 and 12

PRE-EVENT DRIVER BRIEFING NOTES



3.03 Track Limits - Competitors are reminded not to exceed the Track Limits. Penalties may be applied in all sessions. If a fast lap time is set while having exceeded the track limits then the lap time may be removed. Race Control will communicate this to the competitor's team.

3.04 Practice Starts

Competitors will be notified of practice start requirements.

3.05 Qualifying

False grid order for qualifying will be set by combined practice session times. No cars can return to the paddock before the qualifying session is over without permission from race control.

3.06 Time Penalties

Penalties must be carried out in Penalty Box and will not be carried out during Red Flag conditions. Penalties will also not be carried out during safety car deployment unless car is already in pit entry. See Article 15.4 for further detail.

4.00 Races

4.01 All races will be timed as per the Sporting Regulations. Approximately 30 minutes duration, not by number of laps.

4.02 Cars will assemble on the pre-grid in qualifying order before being released on the track

4.03 Once cars are released on the track they will follow the Pace car for their formation lap. Please keep the Formation Lap as tight and as orderly as possible. Any car that fails to maintain its position during the Formation Lap must not overtake or seek to resume its original starting position and must start from pit lane. If a car does fail to maintain its position, following cars may not advance or attempt to fill empty positions.

4.04 Start Boxes

Start boxes will be staggered. Pole position will always be on the same side as the inside of the first turn.

4.05 Any move that is reactive to a following car or cars attempting to pass will be deemed as blocking. Maneuvers liable to hinder other drivers, such as deliberate crowding of a car or other abnormal change of directions are prohibited.

4.06 Restarts will be Single file – cars may not pass the Safety Car until after 1st safety car line.



Mid-Ohio Sports Car Course
August 10-12, 2017
Rounds 10-11 and 12

PRE-EVENT DRIVER BRIEFING NOTES



4.07 At the end of the race, competitors will pass the checkered flag, complete one slowing down lap and then enter the Pit Lane. No overtaking after checkered flag – Article 41.3. Cars will be guided to Parc Fermé as required.

4.08 Parc Fermé begins immediately on presentation of the checkered flag. No stopping in pit lane after time expires during qualifying or races. Proceed directly to Parc Fermé.

5.00 FLAGS

5.01 For complete flag signaling information and illustrations, consult the 5.06 of this document. Drivers are reminded that yellow flags are a warning of danger and mean that there is a car stopped beside or partly on the track. Drivers are to reduce speed and be prepared to change direction if necessary. Overtaking is forbidden.

Double Yellows are used for a Full Course Caution and mean that there is car wholly or partly blocking the track and possibly with marshals working on or besides the track. Drivers must reduce speed significantly and be prepared to change direction or stop. Overtaking is forbidden.

5.02 Passing is prohibited from the ‘plane’ of a yellow flag across the track until the ‘plane’ of a following green flag is reached. If a pass is inadvertently completed, the driver may give the position back to avoid penalty.

5.03 You are reminded that if waved yellow flags are shown at the start then this is to signify that a car has stalled or is moving very slowly – it is not a Full Course Yellow.













5.04 Cars that are likely to be overtaken during the race must use their mirrors and take appropriate action to avoid disrupting the racing of the leaders.

5.05 During a Red Flag, slow down proceed to pit lane – **No passing** – If you cause a red flag during practice or qualifying there will be a time/position penalty for your next session.

Practice/Qualifying – Teams are allowed to work on the car during a Red Flag.

Race – Teams cannot work on the cars. Only Driver comfort may be attended to.

5.06 – FLAG DIAGRAMS

	GREEN: When displayed by the starter, signals the beginning or resumption of a session. Also shown following a yellow caution area to indicate passing may resume when beyond the green flag.
	BLACK/WHITE DIAGONAL: Competitor warning displayed with number board. Flag is shown at start/finish area and is used for improper driving conduct.
	BLACK: Summons competitor to pit lane for consultation and/or penalty. Shown with number board from start/finish and designated station(s) on the circuit.
	BLACK ORANGE CIRCLE: Informs competitor of a mechanical problem that may endanger the driver or other competitors. Shown with number board. Competitor must report to pit lane.
	SINGLE YELLOW: Use caution, reduce speed, no passing – incident or hazard vehicle ahead. If waved – increased caution, be prepared to stop if necessary. No passing until after a green flag.
	DOUBLE YELLOW: Full course caution, SLOW down, use caution, NO passing anywhere on the circuit. Flags are displayed at all stations. Double yellow may be used with or without a safety car. Drivers must gather single file behind the leader or safety car. The course shall remain under the full-course yellow until a green flag is displayed at start/finish and at the other flag stations around the course.
	RED: The session has been stopped. Use caution and proceed immediately to pit lane. Overtaking is not permitted. During the race, no work may be performed on vehicles unless authorized by the Race Director or Technical Director.
	SOLID BLUE OR BLUE WITH YELLOW DIAGONAL: Warns competitors that faster cars are approaching or a following car may be in their blind spot. Use caution and sportsmanship, allow racing room.
	YELLOW WITH RED STRIPES: Caution – the racing surface may be affected by fluids or debris.
	STATIONARY WHITE: Caution, slow moving vehicle ahead.
	WHITE WAVED AT START/FINISH: Indicates the last lap of a competition.
	WHITE WITH RED DIAGONAL AT START/FINISH: Emergency vehicles are on course.
	BLACK & WHITE CHECKERED: Shown at the completion of practice, qualifying, or race. All cars shall exit the course once they have passed start/finish and received the checkered flag.
SC	SC BOARD: Shown at start/finish. Indicates the Safety Car is on the circuit.



Mid-Ohio Sports Car Course
August 10-12, 2017
Rounds 10-11 and 12

PRE-EVENT DRIVER BRIEFING NOTES



5.07 RACE START PROCEDURE

- False grid closes 10 minutes prior to published race time.
- False grid – Cars will be placed in qualifying order single file. Please observe who is in front and behind you. This will help ensure you arrive at starting grid in proper order.
- Cars will be released from false grid approximately 5 minutes before scheduled start and split at pit out for the formation lap.
- Pace car will lead cars around on the formation lap and enter the pits. Do not pass the Pace Car. If the Pace Car lights **stay on** you must follow Pace Car. If the Pace Car lights go out – proceed to starting grid.
- Cars must be slowed down to a safe speed by the time they reach 1st safety car line and proceed to your starting grid position on the front straight.
- If a car is in your spot take the next one available.
- If you are delayed on formation lap – you may not get your qualifying position back – you must start from the pit lane. Your spot will be left open.
- If a car is delayed you must stay in your qualifying position. Do not move up into open spot.
- If you park incorrectly do not reverse on the grid.
- No team members will be allowed over the wall to help at any time on the grid
- Green lights signify that the starting grid is full.
- Red lights will start after all available cars are in position – 5 Red lights come on in 1 second intervals. When all 5 lights turn off race begins – will be between 1 and 5 seconds after all red lights are illuminated.
- Yellow lights from the starting light board are the only signal of an aborted start. **DO NOT MOVE**. Start will now become a rolling start. Wait for the green lights and then form up in qualifying order 2x2 behind Safety Car. If car is delayed, their spot stays open. Do not move up.
- If you have a problem on the starting grid, raise your arm. Start will be aborted if possible.



Mid-Ohio Sports Car Course
August 10-12, 2017
Rounds 10-11 and 12

PRE-EVENT DRIVER BRIEFING NOTES



6.00 SAFETY CAR

6.01 The Safety Car will be deployed from the Pit Lane. Double Yellow Flags will be displayed around the circuit. Race control will announce “ Leader - Safety Car Speed “ The leader will immediately but safely slow to safety car speed and allow the field to pack up. All cars must remain within 3 car lengths of the car in front.

6.02 When the incident is clear then Race Control will instruct that the Safety Car lights be switched off. The Safety Car lights will be switched off indicating that the safety car will be exiting the track and race will re-start when the green is displayed. After the Safety Car leaves the track, the leader controls the pace of the field. There is no passing until the green flag is displayed.

7.00 SOCIAL MEDIA:

#F4US (Official Hashtag to be used all season)

Twitter- @F4Championship

Instagram- @F4USChampionship

Facebook- (facebook.com)/F4USChampionship

Snapchat- F4unitedstates

Periscope- @F4Championship