FY2020 ANNUAL BUDGET

July 1, 2019 – June 30, 2020

Ron LaPorte, Mayor
Jason La Fever, Mayor Pro Tem
Joe Frontiera, Council
Steve Hegedus, Council
Patrice Martin, Council
Vicki Platt, Council
Rob Splane, Council

Adopted
June 9, 2019

Lynne Ladner, City Manager
Cheryl Rabe, Clerk-Treasurer

City of Hart
407 State Street
Hart, Michigan 49420

TABLE OF CONTENTS

City of Hart
Hart, Michigan

FY2020 ANNUAL BUDGET
July 1, 2019 – June 30, 2020

BUDGET MESSAGE, ANNUAL BUDGET & ADOPTING LEGISLATION	Page No.
Table of Contents	i
Budget Message & Recommendation – June 11, 2019	1
Resolution 19-33 Adoption of FY2019 Electric, Water, Sewer, Trash Rates	9
Resolution 19-34- Adoption of FY2019 Millage Rates & Tax Levy	13
Resolution 19-35 Adoption of FY2019 Budget	14

BUDGET DETAIL		
Fund No.	**Fund Title**	**Page No.**
Fund 101 & 102	General	18
Fund 202	Major Street	22
Fund 203	Local Street	23
Fund 204	Street Improvement	24
Fund 208	Park	25
Fund 215	Tax Increment Finance Authority & Hart Main Street	26
Fund 301	Library Debt Service	27
Fund 209	Cemetery Taxation	27
Fund 241	Hart Lake Improvement Board	27
Fund 284	Rail Trail Improvements	27
Fund 580	Hydroelectric	28
Fund 590	BioPure	31
Fund 591	Water	34
Fund 701 & 702	Historic Commission & Historic District	36

SUPPLEMENTARY SCHEDULES	Page No.
Debt & Special Assessment Payment Schedule (2018-2022)	37
6-Year Capital Improvemeut Program (FY2019 – FY2024)	38

City of Hart
Hart, Michigan

June 25, 2019

Ron LaPorte, Mayor
Jason La Fever, Mayor Pro Tem
Joe Frontiera, Council
Steve Hegedus, Council
Patrice Martin, Council
Vicki Platt, Council
Rob Splane, Council

CITY OF HART
HART, MICHIGAN

SUBJECT: FY2020 ANNUAL BUDGET

In accordance with Chapter IX of the City Charter, here is the proposed annual budget for FY2020 (July 1, 2019 – June 30, 2020) for the City of Hart, Michigan. I would like to thank the Mayor, City Council, Committees, Boards, Clerk-Treasurer & Deputies, and City staff for their invaluable assistance in the preparation of this document. I would like to begin by reviewing the FY2019 accomplishments and proposed goals for FY2020.

FY2019 ACCOMPLISHMENTS

In FY19 the BioPure department completed the expansion of their irrigation system for groundwater discharge from the WWTP. The system began operating in the spring of 2019.

The Water Department with contracted assistance completed the booster bypass water main project on State St. in front of the Public Work building.

The Energy and Water Departments have been working to complete the AMI metering project implementing new meter reading technology and meters to better identify variable costs associated with these departments.

In January and February City Staff took time to review files and stored materials eliminating duplicate copies of information, disposing of non-functioning equipment and

disposing of records that had passed the required retention tenure. This cleaning and purging of spaces in City Hall have allowed for a redistribution of space, and the updating and improvement of processes. The project properly and securely disposed of thirty-one 90-gallon waste carts of documents for shredding and thirteen dumpster loads of trash and non-functioning equipment.

The Energy department implemented a Point of Service program to ensure accurate inventory of parts and to provide for an automated replenishment process to ensure that the high priority parts are available when needed.

The Energy department selected, and the purchase of a new bucket truck was authorized in August of 2018 with anticipated delivery in July of 2019.

With the retirement of Jim Pease as the City Assessor the opportunity arose for collaboration with Oceana County and the City entered into a contractual agreement for the County to provide assessing services for the City.

Additional retirements within the City include the transition to retirement of City Manager Stan Rickard and the successful transition of the new manager. Deputy Clerk/Treasurer for Utility Billing Gale Goldberg retired, and Karla Swihart was hired to fill the position.

In early 2019 the City was notified that it had been awarded a Community Development Block Grant for the construction of the downtown Pocket Park

FY2020 GOALS

Complete design and construct Downtown Pocket Park improvements.

Bid and Complete the Lincoln Street Reconstruction and Construction project with placement of water and sewer mains and sidewalks

Complete wireless electric and water meter upgrade program.

Complete construction of aeration improvements (blowers) for BioPure plant..

Complete a Sewer Use Rate Study, Water Use Rate Study and Electric Use Rate Study and implement recommendations.

Successfully complete additional water quality and compliance studies on the South Branch Pentwater River.

Complete preliminary engineering for Oceana Drive Water Main Loop and obtain loan grant funding for completion of project

Update and extend current CIP past 2024

REVENUES

The annual budget contains statements of revenues and expenditures for the fiscal year July 1, 2019 – June 30, 2020. It is also a planning document in that it identifies projects and programs the City will undertake during the year. Here are the major operating funds:

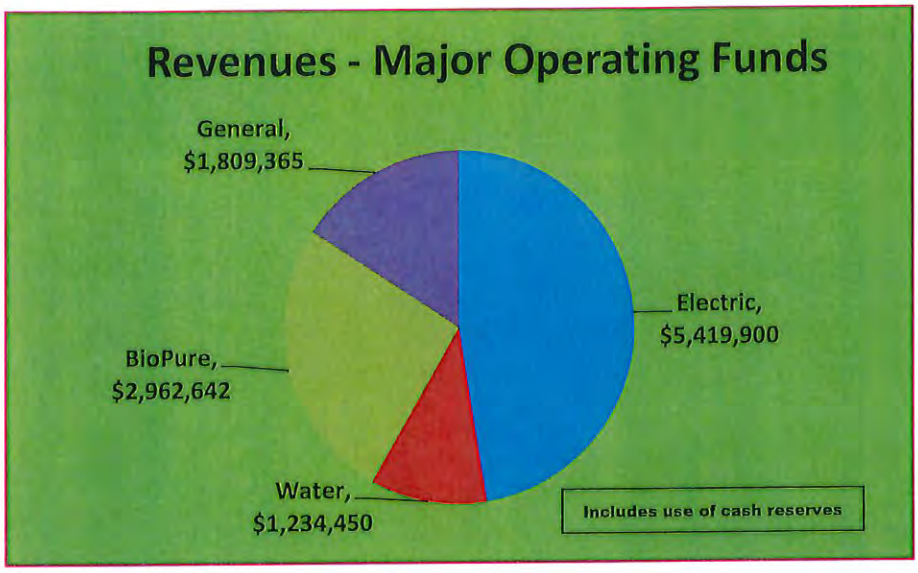

The General Fund has a mix of funding sources. Property taxes receipts are quite flat; however, the State's Local Community Stabilization funding program is underway which is designed to replace personal property taxes. Payments in-lieu of taxes (PILOT) from City utility operating revenues have plateaued partially attributable to mandatory energy efficiency projects implemented since State adoption of PA 295. State revenue sharing has increased slightly due to an improved business climate. Residential solid waste collection fees are unchanged at $21.90 monthly. This budget assumes no use of General Fund cash reserves.



Here is the breakdown of utility revenues which are derived predominately from rates applied to water, sewer and electric services.

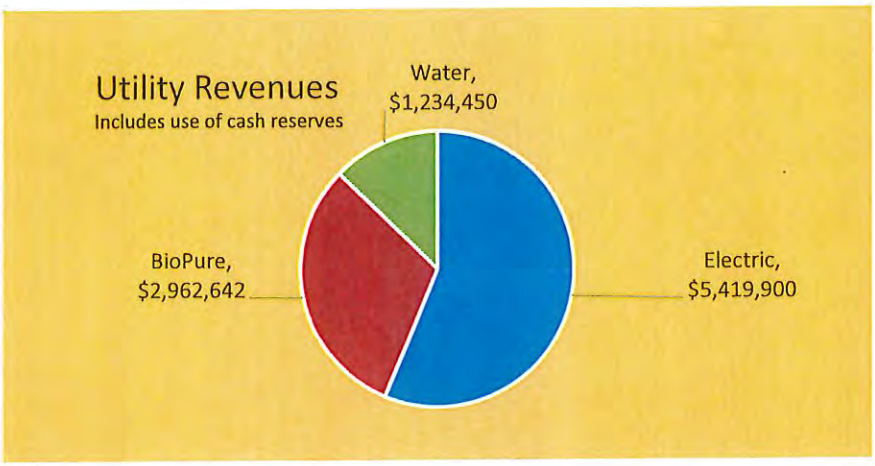

EXPENDITURES

This chart shows the major General Fund expense categories with Police & Public Safety and Public Works expending 70% of revenues. The City supports Hart Cemetery, Hart Area Fire Board, Hart Main Street, Hart Area Recreation, Starting Block Kitchen Incubator and Hart Historic District. The Council-Administration section tracks expenditures for the required overhead of conducting governmental business.

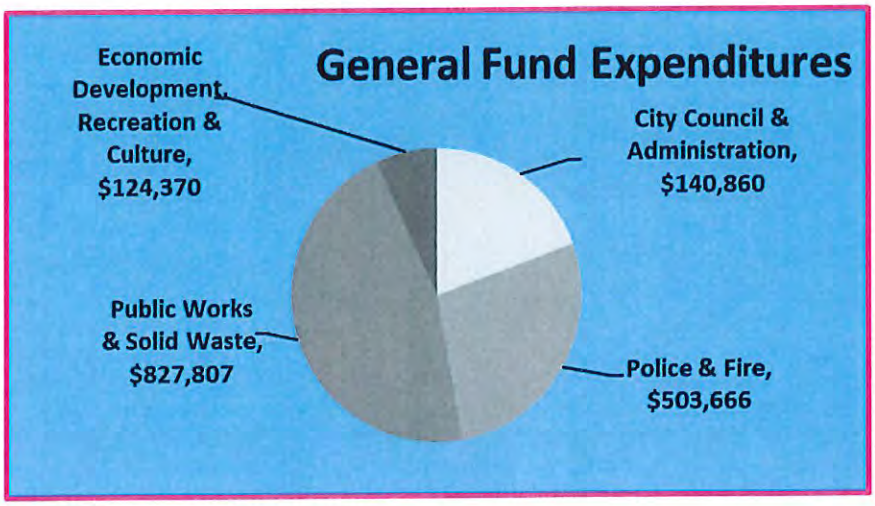

The Hydroelectric Fund is the largest cost center in the budget with the purchase of electric energy products from the Michigan Public Power Agency accounting for 49% of costs. Capital improvements include utility truck replacements, new metering technology; and lighting improvements.

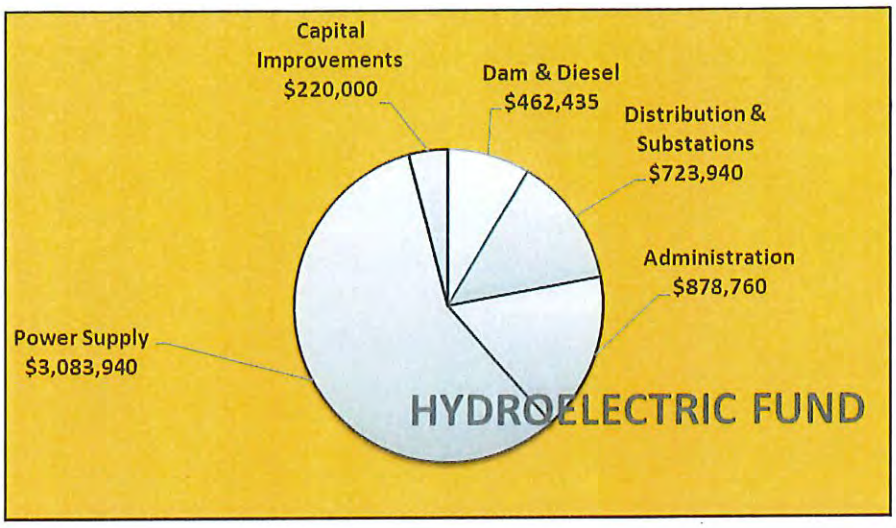

Here are the cost centers in the BioPure & Water funds with the wastewater treatment component being the most costly due to significant electric power usage and biosolids removal.

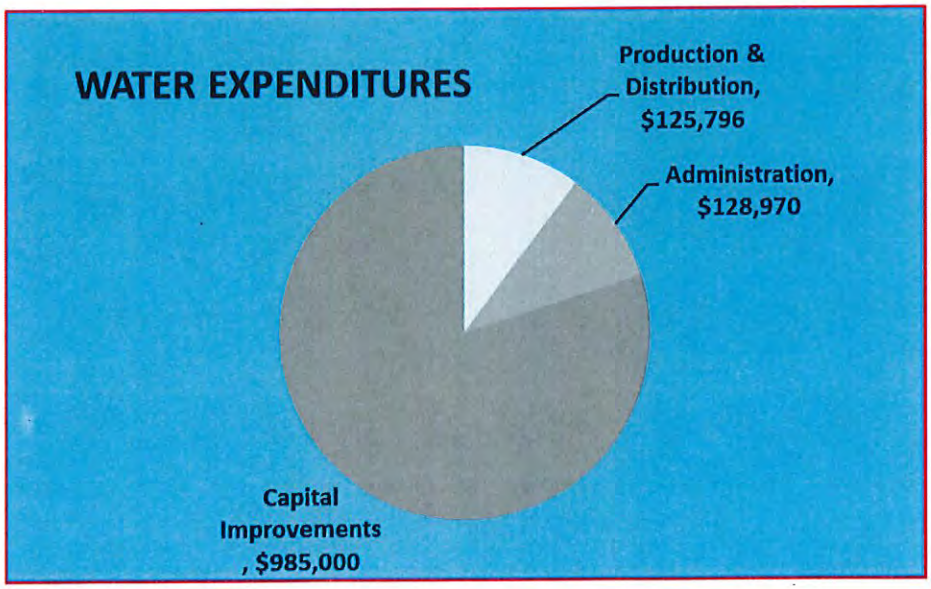

CAPITAL IMPROVEMENTS

Proposed FY2019 capital improvements include major efforts for BioPure energy efficient aeration improvements ($600,000); digger derrick and bucket trucks replacements ($500,000); electric and water meters upgrades ($400,000); State Street Booster Bypass ($100,000); and downtown pocket park improvements ($100,000).

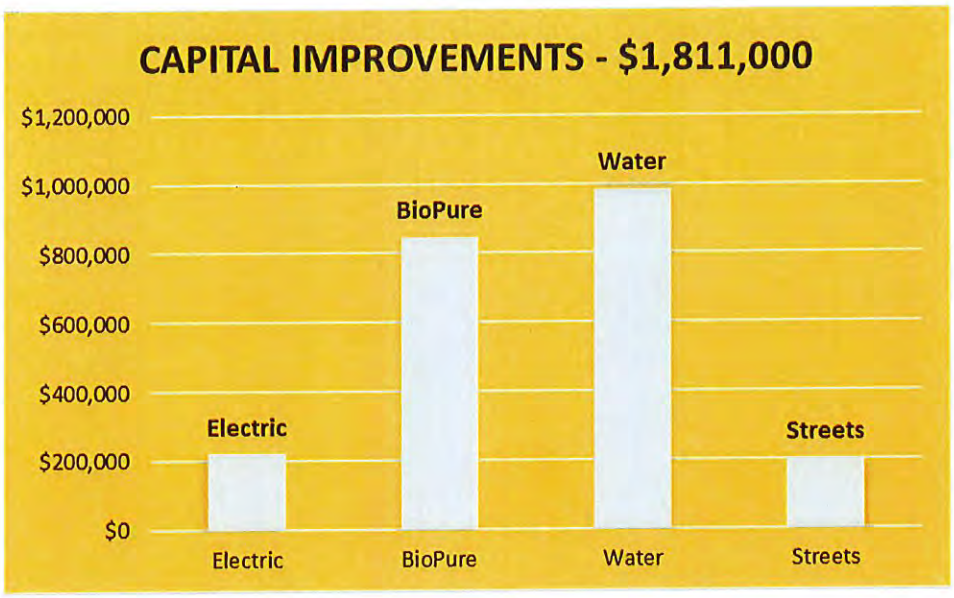

DEBT SERVICE

Here are the City's remaining debt obligations. The Hart Area Public Library reimburses the City of Hart Building Authority for 100% of their debt obligation leaving a total balance of $41,627 due from City sources. All other debt service obligations have been retired.

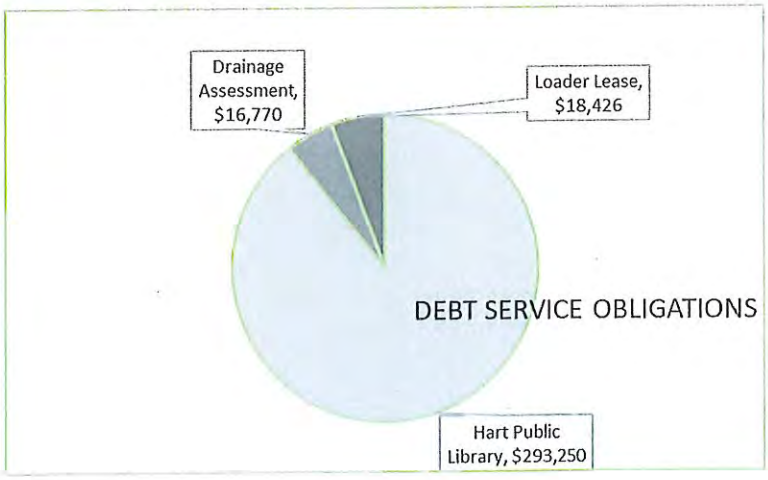

STAFFING

This budget funds 24 full-time and 2 part-time existing positions; and one new part-time position for FY2019.

FY2019 Staffing Levels			
Department	**Full-time**	**Part-time**	**New Position**
City Hall, Historic	5	3 & volunteers	
Main Street	1	volunteers	
Police	5	2	
Public Works	4	1	
Hydro	6	0	
BioPure	3	0	
TOTAL	**24**		

SUMMARY

Utility Rates and Fees – There are is a 10% increase in water rates, a $1/month per account Spring Clean up fee added to trash with possible recommendations for additional rate increases following the completion of rate use studies. However, electric rates may see minor increases due to fuel cost adjustments.

Taxes – Taxable values increased $1,145,309 (2.5%) from $46,710,551 to $47,855,860. However, due to Headlee rollback, City-wide millage rates will be reduced from 15.1806 to 14.8405 resulting a modest $1111 increase of operating revenues to $710,205. In 2014, Hart City voters extended the 2-mill street improvement tax through 2019; and a 0.4998 15-year Cemetery millage renewal is scheduled for voter action in November, 2018.

Grants – The City anticipates $600,000 SAW grant proceeds in 2018 – 2019 and $316,857 in CDBG grant proceeds

Debt – The City will consider borrowing fund to finance the Oceana Drive transmission project.

Staffing – No new changes in staffing for FY 2020

Use of Cash Reserves – This budget includes an aggressive capital plan to address technology needs, energy efficiency improvements, and much-needed street improvements. New debt may be issued for water system improvements.



RECOMMENDATION

Here is the grand total budget including use of cash reserves, transfers and inter-fund payments:

	REVENUES	EXPENDITURES
GRAND TOTAL FY2020	$12,501,938	$12,339,400

The FY2020 Annual Budget & 5-Year Capital Improvement Program as presented on June 9, 2019 was adopted by the City Council through Resolution 19-35.

Respectfully,

Lynne Ladner

Lynne Ladner
City Manager

RESOLUTION 19-33
City Council
City of Hart, Michigan

FY2020 ELECTRIC, WATER, SEWER & TRASH RATES

WHEREAS, the City of Hart owns and operates electric, water, sewer, and wastewater treatment facilities; and contracts for trash hauling services ("services"); and

WHEREAS, these services are funded through user rates and should self-fund their operations, maintenance, equipment replacement, and debt service; and

WHEREAS, the FY2020 Annual Budget was developed assuming the following electric, water, sewer and trash rates; and

WHEREAS, in order to secure the benefits of efficient self-government and to promote and protect our common interests and welfare, the City Council hereby declares:

NOW THEREFORE BE IT RESOLVED THAT THE HART CITY COUNCIL:

Adopts the rates and charges as identified below for FY2020 effective for all bills for services mailed on or about July 1, 2019:

A	ELECTRIC—RESIDENTIAL	RATES FY2020
	Single phase monthly base rate	$7.00
	Three phase monthly base rate	$19.00
	kWh charge	$0.0765
B	ELECTRIC-- COMMERCIAL	RATES FY2020
	Single phase monthly base rate	$16.50
	Three phase monthly base rate	$19.00
	kWh charge	$0.0910
C	ELECTRIC--DEMAND CUSTOMER	RATES FY2020
	Monthly base rate	$60.00
	Demand charge per KW	$8.00
	kWh charge	$0.0564

D	ELECTRIC—INDUSTRIAL CUSTOMER EXCEDING 2,000,000 KWH ANNUALLY	RATES FY2020
	Monthly base rate	$60.00
	Demand charge per KW	$7.00
	kWh charge	$0.0530
E	FUEL COST ADJUSTMENT FACTOR (12-MONTH ROLLING AVERAGE)	Varies
F	ENERGY OPTIMIZATION	RATES FY2020
	Residential per kWh	$0.0013
	Commercial per meter	$4.43
	Industrial per meter (6)	$215.24

G	WATER	RATES FY2020
	Base rate per month including up to 3,000 gallons per month with 5/8 inch meter	$7.54
	1 inch meter	$9.13
	1.5-inch meter	$11.55
	2-inch meter	$14.30
	3-inch meter	$15.95
	4-inch meter	$17.88
	Rate per 1000 gallons (3001-13,000 gallons per month)	$1.28
	Rate per 1000 gallons (over 13,000 per month)	$1.12

H	WASTEWATER	RATES FY2020
	Base rate per month including up to 3,000 gallons per month	$29.78
	Volume rate per 1000 gallons per month over 3,000 gallons	$3.31

	Volume rate per 1000 gallons per month over 3,000 gallons (contracts)	$3.31
	BOD Surcharge per pound	$0.191
	TSS Surcharge per pound	$0.140
I	**CUSTOMER CHARGE**	
	Gray & Company	$2,769.60/month
	Michigan Freeze Pack	$900.00/month
	Indian Summer	$900.00/month

J	**MONTHLY RESIDENTIAL TRASH COLLECTION FEE**	$21.90
	MONTHLY RESIDENTIAL CLEAN UP FEE	$1.00

Moved by Ms. Martin (with date changes), supported by Mr. Splane, and thereafter adopted at the regular City of Hart City Council meeting on June 11, 2019.

Ayes: 5 Nays: 0 Absent: 2

I hereby certify this to be a true and correct copy of the document on file with the office of the City of Hart Clerk.

Cheri Eisenlohr

Cheri Eisenlohr, Deputy City Clerk

RESOLUTION 19-34
City Council
City of Hart, Michigan
Oceana County

ADOPTION OF 2019 MILLAGE RATES & LEVY

WHEREAS, the City of Hart has established a general millage for operating purposes and voted millage for the cemetery and street improvements in 2018 and 2015, respectively; and

WHEREAS, without a "Truth In Taxation" hearing the proposed tax rates cannot exceed the maximum rates allowed by "Headlee" rules (MCL 211.34);

NOW THEREFORE BE IT RESOLVED THAT THE HART CITY COUNCIL:

Adopts and levies the following tax rates for 2019 as follows:

PURPOSE	**2019 MILLAGE RATE**
Operating	12.3289
Streets (Voted November, 2014)	1.9445
Cemetery (Voted November, 2002)	0.4869
TOTAL	**14.7603**

Moved by Ms. Martin and supported by Mr. Hegedus, and thereafter adopted by the City of Hart, Michigan City Council at a regularly scheduled meeting held on Tuesday, June 11, 2019.

Ayes: Nays: Absent:

I hereby certify this to be a true and correct copy of the document on file with the office of the City of Hart Clerk.

Cheri Eisenlohr

Cheri Eisenlohr, Deputy City Clerk

RESOLUTION 19-35
City Council
City of Hart, Michigan

FY2020 ANNUAL BUDGET ADOPTION

WHEREAS, the City of Hart pursuant to Chapter IX of the Hart City Charter is required to conduct a public hearing for and adopt an annual budget on or before the first meeting in June each year, and City staff has prepared and submitted a budget for review by various committees and boards, and

WHEREAS, the City of Hart conducted a public hearing on June 11, 2019, regarding the annual budget; and

WHEREAS, the City of Hart has prepared a 5-Year Capital Improvement Program, a planning, and forecasting tool to assess the long-term infrastructure needs of the City; and

WHEREAS, in order to secure the benefits of efficient self-government and to promote and protect our common interests and welfare, the City Council hereby declares:

NOW THEREFORE BE IT RESOLVED THAT the Annual Budget for FY2020 (July 1, 2019 – June 30, 2020) and 5-Year Capital Improvement Program is adopted as follows:

City of Hart, Michigan

FY2020 July 1, 2019 - June 30, 2020, Budget

GENERAL OPERATING FUNDS

	REVENUES	EXPENDITURES
General - 101	$1,597,625	
City Hall - 102	$211,740	
City Council		$6,865
Administration		$210,890
Elections		$4,400
Assessor		$45,600
Attorney		$20,000
Police & Public Safety		$503,666
Public Works & Services		$827,807
Recreation, Culture & Preservation		$15,500
Community & Economic Development		$108,870
City Hall		$62,762
Total	**$1,809,365**	**$1,806,360**
	Balance	***$3,005***

Major Streets - 202	$137,100	$90,000
	Balance	***$47,100***
Local Streets - 203	$209,100	$205,954
	Balance	***$3,146***
Street Improvements - 204	$277,247	$273,369
	Balance	***$3,878***
Park - 208	$120,030	$106,860
	Balance	***$13,170***
Tax Increment Financing - 215	$56,070	$55,000
	Balance	***$1,070***
Hart Main Street	$67,290	$65,700
	Balance	***$1,590***
Historic Commission - 701	$5,050	$5,000
	Balance	***$50***
Historic District - 702	$66,950	$57,010
	Balance	**$9,940**

ENTERPRISE FUNDS

	REVENUES	EXPENDITURES
Hydroelectric - 580	$5,419,900	
Dam Production		$393,075
Diesel Production		$69,360
Purchased Power		$3,083,940
Distribution		$723,940
Accounting		$233,420
Administration		$645,340
Debt Service		$0
Capital Improvements		$220,000
Total	**$5,419,900**	**$5,369,075**
	Balance	***$50,825***

	REVENUES	EXPENDITURES
BioPure - 590	$2,962,642	
Water - 591	$1,234,450	
Sewer Treatment		$1,049,714
Sewer Lift Stations		$54,535
Sewer Collection		$643,174
Sewer Administration		$343,909
Sewer Debt Service		$0
Water Production		$62,719
Water Transmission		$63,078
Water Administration		$121,376
Water Debt Service		$0
Capital Improvements-BioPure		$845,958
Capital Improvements-Water		$985,000
Total	**$4,197,092**	**$4,169,462**
	Balance	***$27,630***

SPECIAL FUNDS

	REVENUES	EXPENDITURES
Library Debt Service - 301	$75,760	$75,750
	Balance	***$10***
Cemetery Taxation - 209	$23,835	$23,000
	Balance	***$835***
Hart Lake Board - 241	$29,150	$28,860
	Balance	***$290***
Rail Trail - 284	$8,000	$8,000
	Balance	***$0***

GRAND TOTAL FY2020	REVENUES	EXPENDITURES
	$12,501,938	**$12,339,400**
	Includes use of cash reserves	Includes inter-fund transfers
PRIOR YEAR BUDGETED FY2019	**$12,325,770**	**$12,096,880**

Moved by Ms. Martin (with date corrections), supported by Mr. Splane, and thereafter adopted at the regular City of Hart City Council meeting on June 11, 2019.

Ayes: 5 Nays: 0 Absent: 2

I hereby certify this to be a true and correct copy of the document on file with the office of the City of Hart Clerk.

Cheri Eisenlohr

Cheri Eisenlohr, Deputy City Clerk

THIS PAGE LEFT INTENTIONALLY BLANK

GENERAL -- Fund 101 & 102					
REVENUES					
General Fund	**2015/16**	**2016/2017**	**2017/2018**	**2018/2019**	**2019/2020**
	ACTUAL	**ACTUAL**	**ACTUAL**	**ADOPTED**	**DRAFT**
Property Tax	$639,266	$611,890	$574,909	$605,000	$603,270
Prior Years Tax Collection	$2,188	$4,391	$0	$0	$0
Payment in Lieu of Taxes (W/S/Hyd)	$255,660	$262,300	$264,790	$269,620	$273,910
Penalties & Interest	$463	$25	$3,782	$100	$100
Tax Administrative Fee	$18,088	$12,698	$12,453	$12,000	$12,000
Local Community Stablization (State)	$0	$0	$104,478	$110,000	$110,000
Zoning Permits/Escrows	$1,255	$210	$435	$200	$300
Constitutional Revenue Sharing	$159,110	$169,080	$174,660	$177,570	$186,258
CVTRS	$30,910	$30,910	$32,617	$30,910	$31,991
Justice Training Funds	$1,018	$934	$895	$500	$500
Liquor License Fees	$2,175	$2,280	$2,625	$2,600	$2,600
Police Reports	$383	$354	$782	$700	$700
Solid Waste Fee	$187,699	$195,473	$198,878	$198,000	$197,964
Spring Clean up fee					$10,332
Penalty on Utility Billings	$4,172	$4,419	$4,302	$4,200	$4,200
Parking Fines	$730	$525	$235	$450	$450
Restitutions/Forfeitures	$949	$926	$823	$780	$780
Ordinance Fines & Inspection Fees	$17,459	$2,661	$1,080	$5,000	$5,000
Interest on Investments	$2,470	$118	$81	$500	$500
Equipment Rental/Streets	$32,639	$0	$0	$0	$0
Sale of Equipment/Scrap/Property	$3,500	$10,475	$0	$0	$0
Reimbursements-Misc.	$18,566	$437	$4,808	$0	$0
Reimbursements-Street Sweeping	$0	$8,972	$400	$8,500	$8,500
Economic Development/HMS	$32,074	$46,000	$47,380	$56,760	$86,550
TEAM Donations	$6,285	$4,497	$7,252	$5,300	$5,300
Miscellaneous	$0	$12,394	$4,210	$0	$2,500
Charter Cable Franchise Fee	$25,269	$19,242	$19,531	$27,000	$19,000
Frontier Pole Rental	$0	$850	$850	$850	$850
Charter Communications Pole Rental	$0	$1,875	$1,870	$1,870	$1,870
TIFA Assessing Fee	$0	$2,200	$2,200	$2,200	$2,200
Use of Cash Reserves	$46,667	$61,476	$0	$0	$30,000
	$1,488,995	**$1,467,612**	**$1,466,326**	**$1,520,610**	**$1,597,625**
City Hall					
	2015/16	**2016/2017**	**2017/2018**	**2018/2019**	**2019/2020**
	ACTUAL	**ACTUAL**	**ACTUAL**	**ADOPTED**	**DRAFT**
Interest on Investments	$487	$559	$930	$400	$400
Rental from Units	$81,000	$193,270	$195,100	$198,670	$211,340
	$81,487	**$193,829**	**$196,030**	**$199,070**	**$211,740**
Total Revenues	**$1,570,482**	**$1,661,441**	**$1,662,356**	**$1,719,680**	**$1,809,365**
Total Expenditures	**$1,570,482**	**$1,661,441**	**$1,601,722**	**#REF!**	**$1,806,360**
Surplus (Deficit)	**$0**	**$0**	**$60,634**	**#REF!**	**$3,005**

GENERAL -- Fund 101 & 102					
EXPENDITURES					
City Council					
	2015/16	**2016/2017**	**2017/2018**	**2018/2019**	**2019/2020**
	ACTUAL	**ACTUAL**	**ACTUAL**	**ADOPTED**	**DRAFT**
City Council	$5,400	$5,706	$4,794	$5,600	$5,712
FICA/Medicare	$413	$436	$367	$430	$439
Community Promotions	$1,792	$2,294	$305	$500	$510
Conferences/Training	$0	$0	$2,958	$100	$102
Memberships/ Dues	$250	$0	$0	$100	$102
	$7,855	**$8,436**	**$8,423**	**$6,730**	**$6,865**
Administration					
	2015/16	**2016/2017**	**2017/2018**	**2018/2019**	**2019/2020**
	ACTUAL	**ACTUAL**	**ACTUAL**	**ADOPTED**	**DRAFT**
Wages - City Manager	$8,199	$8,980	$10,996	$7,830	$6,970
Wages - Main Street	$20,304	$0	$0	$0	$0
Clerical	$38,703	$36,983	$42,974	$34,970	$34,900
Temporary	$2,553	$493	$385	$400	$400
Leave Days	$7,414	$890	$0	$2,000	$5,200
Longevity Pay	$2,651	$1,641	$2,250	$1,750	$1,000
FICA/Medicare	$5,777	$3,627	$4,251	$5,600	$5,600
Medical Insurance - Retirees	$11,367	$17,078	$34,344	$26,120	$26,120
Combined Benefits	$22,185	$13,428	$19,276	$22,000	$22,000
OPEB Trust	$15,000	$20,500	$26,300	$43,700	$43,400
Office Supplies	$7,063	$6,955	$6,300	$7,000	$7,000
Postage	$1,196	$1,323	$1,722	$1,700	$1,700
Professional Services	$18,565	$19,349	$19,869	$17,000	$17,000
Contractual Services			$264		$0
Office Equipment Maintenance	$2,183	$1,984	$4,280	$3,000	$3,000
Motor Operations	$279	$2,045	$100	$1,000	$1,000
Printing, Publishing	$3,345	$7,411	$7,992	$4,000	$4,000
Insurance (Property, Liability)	$3,920	$5,513	$3,188	$5,000	$5,000
Telephones & Pagers	$9,247	$8,885	$4,070	$10,000	$10,000
Conferences, Workshops, Training	$470	$627	$689	$500	$500
Memberships, Dues	$2,741	$4,280	$3,425	$3,800	$3,800
Computer/Software Upgrades	$21,289	$47,130	$10,471	$5,000	$5,000
Bank Fee Charges	$2,649	$416	$0	$450	$450
Hart Township Revenue Sharing	$6,845	$6,845	$6,845	$6,850	$6,850
Property Taxes Due			$9,906		$0
Miscellaneous	$0	$199	$2,264	$0	$0
	$213,945	**$216,582**	**$222,162**	**$209,670**	**$210,890**
Elections					
	2015/16	**2016/2017**	**2017/2018**	**2018/2019**	**2019/2020**
	ACTUAL	**ACTUAL**	**ACTUAL**	**ADOPTED**	**DRAFT**
Election Workers	$2,071	$4,245	$0	$2,500	$2,500
Office Supplies	$1,039	$472	$133	$700	$700
Professional Services	$755	$2,422	$0	$1,000	$1,000
Printing, Publishing	$249	$0	$0	$200	$200
	$4,114	**$7,139**	**$133**	**$4,400**	**$4,400**
Assessor					
	2015/16	**2016/2017**	**2017/2018**	**2018/2019**	**2019/2020**
	ACTUAL	**ACTUAL**	**ACTUAL**	**ADOPTED**	**DRAFT**
Assessor - Regular	$31,354	$32,660	$43,182	$46,140	$0
Board of Review	$600	$500	$450	$500	$500
Combined Leave Days	$1,007	$1,166	$1,838	$1,450	$0
FICA/Medicare	$2,464	$2,576	$3,432	$3,530	$0
Combined Benefits	$1,864	$3,079	$3,669	$5,400	$0
Office Supplies	$477	$0	$0	$400	$400
Prof Svs - Assessor/Tax Tribunal	$3,648	$1,064	$1,755	$2,500	$37,500
Printing, Publishing	$124	$732	$3,036	$3,200	$3,200
Tax Bill Printing, Mailing	$2,333	$688	$1,346	$4,000	$4,000
Conferences/Training	$304	$418	$170	$400	$0
Membership, Dues	$630	$180	$495	$500	$0
	$44,805	**$43,063**	**$59,373**	**$68,020**	**$45,600**
		19			

GENERAL -- Fund 101 & 102					
Recreation & Culture					
	2015/16	**2016/2017**	**2017/2018**	**2018/2019**	**2019/2020**
	ACTUAL	**ACTUAL**	**ACTUAL**	**ADOPTED**	**DRAFT**
Historic District	$10,000	$9,520	$9,810	$9,800	$9,800
Beautification	$570	$374	$317	$1,000	$1,000
Community Recreation	$5,536	$3,480	$3,440	$4,700	$4,700
	$16,106	**$13,374**	**$13,567**	**$15,500**	**$15,500**
Community & Economic Development					
	2015/16	**2016/2017**	**2017/2018**	**2018/2019**	**2019/2020**
	ACTUAL	**ACTUAL**	**ACTUAL**	**ADOPTED**	**DRAFT**
Main Street Program	$5,197	$165	$3,410	$3,520	$3,520
Wages - Main Street Manager	$0	$34,432	$35,095	$42,000	$42,000
Wages - Zoning Enforcement	$0	$6,325	$0	$26,000	$26,000
FICA/Medicare	$0	$2,525	$2,902	$7,190	$7,190
Combined Benefits	$0	$10,694	$14,801	$13,450	$13,360
Leave Days	$0	$0	$778	$800	$800
Property-Rental Code Enforcement	$26,564	$0	$1,120	$7,900	$1,000
Planning Commission	$8,957	$15,482	$32,435	$13,000	$15,000
	$40,718	**$69,623**	**$90,541**	**$113,860**	**$108,870**
Attorney					
	2015/16	**2016/2017**	**2017/2018**	**2018/2019**	**2019/2020**
	ACTUAL	**ACTUAL**	**ACTUAL**	**ADOPTED**	**DRAFT**
Administration	$15,023	$18,143	$16,698	$18,000	$20,000
	$15,023	**$18,143**	**$16,698**	**$18,000**	**$20,000**
City Hall					
	2015/16	**2016/2017**	**2017/2018**	**2018/2019**	**2019/2020**
	ACTUAL	**ACTUAL**	**ACTUAL**	**ADOPTED**	**DRAFT**
Wages (Regular)	$113	$5,056	$858	$2,000	$2,000
FICA/Medicare	$8	$366	$64	$160	$160
Operating Supplies	$4,299	$6,334	$7,276	$4,000	$4,080
Repairs, Maintenance	$491	$10,755	$13,586	$3,000	$3,060
Professional Services	$7,035	$3,835	$1,202	$1,000	$1,020
Custodial Services	$5,682	$5,864	$6,086	$7,100	$7,242
Utilities	$10,292	$9,327	$9,270	$10,000	$10,200
City Hall Improvements	$13,199	$150,222	$20,578	$0	$35,000
	$41,119	**$191,759**	**$58,920**	**$27,260**	**$62,762**
Police & Public Safety					
	2015/16	**2016/2017**	**2017/2018**	**2018/2019**	**2019/2020**
	ACTUAL	**ACTUAL**	**ACTUAL**	**ADOPTED**	**DRAFT**
Wages (Regular)	$164,550	$202,396	$239,549	$246,750	$246,750
Wages (Part Time)	$27,345	$17,220	$18,252	$16,000	$16,000
Overtime	$24,304	$30,478	$28,864	$20,000	$20,000
Combined Leave Days	$41,914	$15,424	$26,243	$38,840	$38,840
Longevity Pay	$5,106	$1,500	$1,625	$2,000	$2,000
FICA/Medicare	$19,095	$19,637	$23,455	$23,830	$25,210
Combined Benefits	$59,492	$60,126	$49,583	$71,460	$70,700
Uniforms	$2,541	$2,731	$1,005	$3,000	$3,000
Office Supplies	$2,412	$719	$1,182	$1,100	$1,100
Operating Supplies	$1,332	$6,129	$9,210	$9,000	$9,000
Professional Services	$5,438	$4,581	$4,141	$4,900	$4,900
Motor Operations	$27,381	$13,681	$20,509	$20,000	$20,000
TEAM	$5,873	$6,986	$5,377	$5,000	$5,000
Printing, Publishing	$223	$70	$135	$100	$150
Insurance (Property, Liability)	$3,394	$3,903	$3,563	$4,000	$4,510
Telephones/ Pagers	$1,688	$1,768	$2,000	$2,100	$2,100
Conferences/Workshops	$135	$1,703	$1,372	$1,600	$1,600
Training (State Share)	$0	$500	$0	$500	$500
Memberships	$1,449	$1,223	$468	$1,200	$1,200
Miscellaneous			-$360		
Capital Outlay	$26,318	$0	$0	#REF!	
Hart Area Fire Board	$25,812	$25,848	$40,507	$30,370	$31,106
	$445,802	**$416,623**	**$476,680**	**#REF!**	**$503,666**
		20			

GENERAL -- Fund 101 & 102					
Public Works & Services					
	2015/16	**2016/2017**	**2017/2018**	**2018/2019**	**2019/2020**
	ACTUAL	**ACTUAL**	**ACTUAL**	**ADOPTED**	**DRAFT**
Wages (Regular)	$90,824	$131,093	$138,896	$130,930	$130,070
Wages (Equip Maint)	$48,769	$39,244	$37,307	$34,070	$33,830
Part-Time Wages	$23,640	$20,408	$2,310	$24,960	$24,960
Stand By Pay	$9,073	$9,612	$9,812	$9,950	$9,950
Overtime	$17,535	$16,143	$18,729	$20,000	$20,000
Combined Leave Days	$31,598	$37,180	$35,067	$45,540	$45,220
Longevity	$2,125	$1,250	$2,000	$1,000	$1,000
FICA/Medicare	$16,361	$18,832	$18,025	$18,660	$20,090
Combined Benefits	$42,268	$35,345	$32,764	$63,920	$63,920
Uniforms	$4,214	$3,798	$2,184	$3,200	$3,200
Operating Supplies	$60,801	$50,547	$48,197	$60,000	$60,000
Professional Services	$3,839	$3,553	$1,972	$2,900	$2,900
Contractual Services	$24,688	$17,568	$1,428	$24,900	$24,900
Motor Operations	$42,934	$29,095	$22,687	$35,000	$35,000
Insurance (Property, Liability)	$12,000	$13,552	$14,252	$14,600	$15,020
Hart Cemetery	$17,000	$17,000	$17,000	$17,000	$17,000
Household,Bulky Waste, Drop Offs	$700	$1,475	$1,125	$1,500	$1,500
Street Lighting	$13,000	$12,097	$11,694	$12,000	$12,000
Solid Waste Contract	$179,363	$182,788	$198,040	$189,000	$205,347
Hydrant Rental	$4,800	$4,800	$4,800	$4,800	$4,800
Utilities	$5,907	$6,041	$6,335	$7,000	$7,000
Telephone/pagers	$4,598	$5,580	$6,697	$6,600	$6,600
Conferences/Training	$0	$494	$84	$250	$250
Membership/Dues	$45	$0	$215	$250	$250
Loader Contract	$14,204	$14,204	$13,604	$16,000	$18,000
Capital Outlay (Building Roof)	$70,709	$5,000	$10,000	$0	$65,000
	$740,995	**$676,699**	**$655,225**	**$744,030**	**$827,807**

MAJOR STREET -- FUND 202						
Revenues						
Major Street						
	2015/16	2016/2017	2017/2018	2017/2018	2018/2019	2019/2020
	ACTUAL	ACTUAL	ADOPTED	PROJECTED	ADOPTED	DRAFT
State Shared Revenue	$97,232	$133,811	$160,333	$134,000	$134,000	$134,000
State & Federal Grant	$411,461	$0	$0	$0	$0	
Winter Mtn	$0	$0	$0	$0	$0	
PA 48 (Metro Auth) Mtn Fee	$3,048	$0	$4,044	$0	$0	$3,000
Interest on Investments	$29	$99	$350	$300	$100	$100
Use of Cash Reserves	$14,953	$0	$0	$0	$0	
	$526,723	**$133,910**	**$164,728**	**$134,300**	**$134,100**	**$137,100**
Expenditures	**$526,723**	**$11,775**	**$6,288**	**$4,360**	**$105,000**	**$90,000**
Routine Maintenance						
	2015/16	2016/2017	2017/2018	2017/2018	2018/2019	2019/2020
	ACTUAL	ACTUAL	ADOPTED	PROJECTED	ADOPTED	DRAFT
Wages/FICA/Medicare	$0	$7,130	$0	$0	$0	$0
Equipment Rental	$15,240	$0	$0	$0	$0	$0
	$15,240	**$7,130**	**$0**	**$0**	**$0**	**$0**
Winter Maintenance						
	2015/16	2016/2017	2017/2018	2017/2018	2018/2019	2019/2020
	ACTUAL	ACTUAL	ADOPTED	PROJECTED	ADOPTED	DRAFT
Operating Supplies	$0	$0	$6,029	$4,100	$20,000	$20,000
Contractual Services	$0	$0	$0	$0	$5,000	$5,000
	$0	**$0**	**$6,029**	**$4,100**	**$25,000**	**$25,000**
Non-Motorized Transporation Facilities						
	2015/16	2016/2017	2017/2018	2017/2018	2018/2019	2019/2020
	ACTUAL	ACTUAL	ADOPTED	PROJECTED	ADOPTED	DRAFT
Sidewalk Replacement	$461	$4,245	$259	$260	$10,000	$10,000
	$461	**$4,245**	**$259**	**$260**	**$10,000**	**$10,000**
Other Functions						
	2015/16	2016/2017	2017/2018	2017/2018	2018/2019	2019/2020
	ACTUAL	ACTUAL	ADOPTED	PROJECTED	ADOPTED	DRAFT
Professional Services/Other	$2,101	$400	$0	$0	$20,000	$20,000
Capital Outlay - Johnson St.	$508,921	$0	$0	$0	$0	
Capital Outlay - Resurfacing	$0	$0	$0	$0	$50,000	
Transfer to Local Streets	$0	$0	$0	$0	$0	$35,000
	$511,022	**$400**	**$0**	**$0**	**$70,000**	**$55,000**
Total Expenditures	**$526,723**	**$11,775**	**$6,288**	**$4,360**	**$105,000**	**$90,000**
Fund Balance	**$0**	**$122,135**	**$158,440**	**$129,940**	**$29,100**	**$47,100**

LOCAL STREET -- FUND 203						
Revenues						
	2015/16	2016/2017	2017/2018	2017/2018	2018/2019	2019/2020
	ACTUAL	ACTUAL	ADOPTED	PROJECTED	ADOPTED	DRAFT
Act 51 State Revenue	$67,368	$55,881	$83,573	$72,000	$70,000	$70,000
PA 48 Annual Mtn Fee	$3,048	$8,028	$4,044	$0	$0	$4,000
Interest on Investments	$149	$241	$425	$350	$100	$100
Transfer from Major Streets						$35,000
Use of Cash Reserves	$0	$0	$0	$115,740	$129,900	$100,000
	$70,565	$64,150	$88,042	$188,090	$200,000	$209,100
Expenditures	$22,033	$9,970	$206,106	$188,090	$200,000	$205,954
Routine Maintenance						
	2015/16	2016/2017	2017/2018	2017/2018	2018/2019	2019/2020
	ACTUAL	ACTUAL	ADOPTED	PROJECTED	ADOPTED	DRAFT
Contractual Services			4463			
Equipment Rental	$15,405	$0	$0	$0	$0	$0
	$15,405	$0	$4,463	$0	$0	$0
Winter Maintenance						
	2015/16	2016/2017	2017/2018	2017/2018	2018/2019	2019/2020
	ACTUAL	ACTUAL	ADOPTED	PROJECTED	ADOPTED	DRAFT
Operating Supplies	$0	$0	$8,075	$6,140	$10,000	$10,000
Contractual Services	$0	$0	$0	$10,000	$10,000	$10,000
Equipment Rental	$0	$0	$0	$0	$0	
	$0	$0	$8,075	$16,140	$20,000	$20,000
Non-Motorized Transporation Facilities						
	2015/16	2016/2017	2017/2018	2017/2018	2018/2019	2019/2020
	ACTUAL	ACTUAL	ADOPTED	PROJECTED	ADOPTED	DRAFT
Sidewalk Replacement	$6,628	$9,970	$11,944	$11,950	$20,000	$25,000
	$6,628	$9,970	$11,944	$11,950	$20,000	$25,000
Other Functions						
	2015/16	2016/2017	2017/2018	2017/2018	2018/2019	2019/2020
	ACTUAL	ACTUAL	ADOPTED	PROJECTED	ADOPTED	DRAFT
Professional Services	$0	$0	$0	$10,000	$10,000	$10,954
Hansen & Griswold Imp.	$0	$0	$0	$0	$150,000	
Lincoln Improvement						$150,000
Courtland-Jefferson Imp.	$0	$0	$181,624	$150,000	$0	
	$0	$0	$181,624	$160,000	$160,000	$160,954
Total Expenditures			$206,106	$188,090	$200,000	$205,954
Fund Balance				$115,452		

STREET IMPROVEMENT - FUND 204						
Revenues						
	2015/16	2016/2017	2017/2018	2017/2018	2018/2019	2019/2020
	ACTUAL	ACTUAL	ADOPTED	PROJECTED	ADOPTED	DRAFT
Property Taxes (2 Mills expires Nov-19)	$101,870	$96,412	$90,664	$94,000	$95,000	$95,147
Local Community Stablization	$0	$0	$16,478	$16,480	$17,000	$17,000
Interest/Penalties	$236	$228	$208	$220	$100	$100
Reimbursements	$0	$530	$0	$0	$0	
Cash Reserves	$0	$0	$0	$49,300	$0	$165,000
	$102,106	**$97,170**	**$107,350**	**$160,000**	**$112,100**	**$277,247**
Expenses						
	2015/16	2016/2017	2017/2018	2017/2018	2018/2019	2019/2020
	ACTUAL	ACTUAL	ADOPTED	PROJECTED	ADOPTED	DRAFT
Professional Services - Eng.	$194	$0	$1,642	$0	#REF!	$40,954
Contractual Services	$0	$0	$0	$10,000	$10,000	
Capital Outlay - Resurfacing	$0	$22,827	$0	$0	$0	
Capital Outlay - Courtland/Jefferson	$36,311	$0	$154,264	$150,000	$0	
Capital Outlay - Lincoln Street	$0	$0	$0	$0	#REF!	$232,415
	$36,505	**$22,827**	**$155,907**	**$160,000**	**#REF!**	**$273,369**

PARK -- FUND 208						
Revenues						
	2015/16	2016/2017	2017/2018	2017/2018	2018/2019	2019/2020
	ACTUAL	ACTUAL	ACTUAL	PROJECTED	ADOPTED	DRAFT
Interest on Investments	$8	$10	$27	$25	$30	$30
Site & Pavilion Rentals	$96,492	$87,644	$104,811	$92,000	$96,000	$110,000
From General Fund-Downtown	$10,000	$0	$10,000	$10,000	$10,000	$10,000
Reimbursements/Donations	$900	$0	$1,100	$1,100	$0	$0
Miscellaneous			$200			
Use of Cash Reserves	$0	$0	$0	$1,730	$0	
	$107,400	**$87,654**	**$116,137**	**$104,855**	**$106,030**	**$120,030**
Total Expenditures	**$104,444**	**$109,039**	**$93,758**	**$104,855**	**$105,810**	**$106,860**
Expenditures						
	2015/16	2016/2017	2017/2018	2017/2018	2018/2019	2019/2020
	ACTUAL	ACTUAL	actual	PROJECTED	ADOPTED	DRAFT
Wages (Regular)	$924	$3,329	$1,115	$1,000	$4,550	$4,520
Overtime	$0	$66	$0	$80	$100	$100
FICA/Medicare	$68	$275	$78	$80	$370	$370
Combined Benefits	$533	$947	$866	$900	$1,240	$1,190
Operating Supplies	$6,879	$1,317	$4,026	$4,000	$3,000	$3,000
Professional Services	$0	$120	$690	$250	$500	$500
Management Fee	$63,905	$74,950	$56,500	$70,000	$70,000	$70,000
Contractual Service	$75	$288	$75	$750	$450	$450
Community Promotions-Fireworks	$1,000	$1,100	$2,000	$2,000	$500	$500
Advertising, Printing, Publishing	$3,475	$3,371	$3,008	$3,000	$2,400	$2,400
Insurance (Property, Liability)	$500	$650	$713	$715	$0	$1,130
Utilities	$20,478	$17,999	$20,522	$17,000	$17,500	$17,500
Telephone, Pager, Internet	$3,629	$4,071	$3,609	$4,000	$4,100	$4,100
Equipment Rental	$1,994	$0	$0	$500	$500	$500
Memberships/Dues	$984	$556	$556	$580	$600	$600
	$104,444	**$109,039**	**$93,758**	**$104,855**	**$105,810**	**$106,860**
Fund Balance			29,851		30,071	43,241

TAX INCREMENT FINANCING AUTHORITY - FUND 215

Revenues

	2015/16 ACTUAL	2016/2017 ACTUAL	2017/2018 ACTUAL	2017/2018 PROJECTED	2018/2019 ADOPTED	2019/2020 DRAFT
Current Property Taxes	$31,177	$31,243	$36,112	$36,100	$36,500	$41,000
Interest on Investments	$115	$73	$55	$70	$70	$70
Contribution - Water, Sewer, Electric	$0	$0	$0	$0	$50,000	
Grants	$0	$0	$0	$0	$15,000	
From Cash Reserves	$3,782	$0	$0	$0	$19,620	$15,000
	$35,074	**$31,316**	**$36,168**	**$36,170**	**$121,190**	**$56,070**

Expenditures

	2015/16 ACTUAL	2016/2017 ACTUAL	2017/2018 ACTUAL	2017/2018 PROJECTED	2018/2019 ADOPTED	2019/2020 DRAFT
Professional & Other Services	$0	$0	$0	$0	$0	
Assessing Services	$0	$2,200	$2,200	$2,200	$2,200	$0
Hart Main Street Program	$34,590	$17,900	$27,390	$18,440	$18,990	$9,000
Capital Outlay/Pocket Park	$484	$3,632	$1,108	$1,500	#REF!	$36,000
Capital Outlay/Sidewalks	$0	$0	$8,000	$14,000	$0	$10,000
	$35,074	**$23,732**	**$38,698**	**$36,140**	**#REF!**	**$55,000**

HART MAIN STREET

Revenues

	2015/16 ACTUAL	2016/2017 ACTUAL	2017/2018 ACTUAL	2017/2018 PROJECTED	2018/2019 ADOPTED	2019/2020 DRAFT
City of Hart	$33,500	$15,910	$19,800	$19,800	$26,160	$21,290
Tax Increment Finance Authority	$17,390	$17,900	$18,400	$18,400	$18,990	$9,000
Other Revenue	$78,200	$32,380	$47,220	$28,500	$40,680	$37,000
	$129,090	**$66,190**	**$85,420**	**$66,700**	**$85,830**	**$67,290**

Expenditures

	2015/16 ACTUAL	2016/2017 ACTUAL	2017/2018 ACTUAL	2017/2018 PROJECTED	2018/2019 ADOPTED	2019/2020 DRAFT
Wages/Benefits	$60,118	$0	$0	$0	$0	$0
Office Supplies	$2,460	$2,151	$2,399	$2,399	$2,120	$2,120
Postage/Mailing	$930	$201	$265	$265	$520	$520
Printing/Copying	$5,690	$4,756	$9,684	$9,684	$8,040	$8,000
Dues, Subscriptions	$1,000	$1,222	$1,630	$1,630	$1,200	$1,200
Accounting, Legal	$4,750	$2,591	$4,091	$4,091	$4,250	$4,250
Office Equipment Maintenance	$0	$0	$0	$0	$2,000	$2,000
Contractual Services	$0	$0	$6,000	$6,000	$6,000	$6,000
Insurance (Property, Liability)	$0	$1,735	$1,800	$1,800	$0	$1,880
Rent	$5,400	$6,000	$6,050	$6,050	$4,800	$4,800
Advertising/Promotions	$1,920	$1,463	$989	$900	$1,070	$1,000
Music/Entertainment	$0	$3,550	$5,440	$5,440	$6,000	$6,000
Travel/Meetings	$5,500	$2,013	$3,913	$3,913	$4,000	$4,000
Event Supplies & Services	$26,050	$14,193	$20,144	$20,144	$18,930	$18,930
Streetscape/Facade Imp.	$10,000	$1,695	$0	$5,700	$12,800	$5,000
	$123,818	**$41,570**	**$62,404**	**$68,015**	**$71,730**	**$65,700**

SPECIAL FUNDS

Library Debt Service -- Fund 301

REVENUES

	2015/16 ACTUAL	2016/2017 ACTUAL	2017/2018 ACTUAL	2017/2018 PROJECTED	2018/2019 ADOPTED	2019/2020 DRAFT
Interest Income	$14	$8	$4	$10	$10	$10
Lease Payment-Hart Area Public Library	$65,512	$73,495	$76,660	$76,660	$73,750	$75,750
	$65,526	**$73,503**	**$76,664**	**$76,670**	**$73,760**	**$75,760**

EXPENDITURES

	2015/16 ACTUAL	2016/2017 ACTUAL	2017/2018 ACTUAL	2017/2018 PROJECTED	2018/2019 ADOPTED	2019/2020 DRAFT
Principal Payments-Final 6/1/2022	$55,000	$55,000	$60,000	$60,000	$60,000	$65,000
Bond Service Fees	$750	$750	$0	$750	$750	$750
Interest Expense	$10,512	$18,495	$15,910	$15,910	$13,000	$10,000
	$66,262	**$74,245**	**$75,910**	**$76,660**	**$73,750**	**$75,750**

Cemetery Taxation Fund -- Fund 209

REVENUES

	2015/16 ACTUAL	2016/2017 ACTUAL	2017/2018 ACTUAL	2017/2018 PROJECTED	2018/2019 ADOPTED	2019/2020 DRAFT
Taxes (0.4998 mills expires Dec-17)	$25,270	$24,675	$23,385	$22,000	$24,000	$23,825
Local Community Stablization	$0	$0	$4,118	$4,120	$4,500	
Penalties	$0	$0	$0	10	10	10
	$25,270	**$24,675**	**$27,503**	**$26,130**	**$28,510**	**$23,835**

EXPENDITURES

	2015/16 ACTUAL	2016/2017 ACTUAL	2017/2018 ACTUAL	2017/2018 PROJECTED	2018/2019 ADOPTED	2019/2020 DRAFT
Disbursed to Cemetery Commission	$25,270	$24,675	$23,342	$24,000	$24,000	$23,000
	$25,270	**$24,675**	**$23,342**	**$24,000**	**$24,000**	**$23,000**

Hart Lake Improvement Board -- Fund 241

REVENUES

	2015/16 ACTUAL	2016/2017 ACTUAL	2017/2018 ACTUAL	2017/2018 PROJECTED	2018/2019 ADOPTED	2019/2020 DRAFT
Specials Assessments	$14,418	$14,316	$0	$0	$14,300	$14,300
Contribution from Hart Hydroelectric	$14,850	$14,850	$0	$0	$14,850	$14,850
From Cash Reserves	$0	$2,623	$0	$24,820	$0	
Interest Income	$0	$0	$0	$20	$20	$0
	$29,268	**$31,789**	**$0**	**$24,840**	**$29,170**	**$29,150**

EXPENDITURES

	2015/16 ACTUAL	2016/2017 ACTUAL	2017/2018 ACTUAL	2017/2018 PROJECTED	2018/2019 ADOPTED	2019/2020 DRAFT
Professional Service	$7,000	$9,712	$8,750	$9,700	$9,700	$9,700
Contractual Services	$8,726	$22,074	$4,482	$15,000	$19,000	$19,000
Office Supplies	$3	$3	$0	$10	$10	$10
Postage/Printing	$0	$0	$0	$150	$150	$150
	$15,729	**$31,789**	**$13,232**	**$24,860**	**$28,860**	**$28,860**

Rail Trail Improvements -- Fund 284

REVENUES

	2015/16 ACTUAL	2016/2017 ACTUAL	2017/2018 ACTUAL	2017/2018 PROJECTED	2018/2019 ADOPTED	2019/2020 DRAFT
From Cash Reserves	$0	$0	$0	$2,000	$8,000	$8,000
Interest Income	$0	$0	$40	$10	$10	
	$0	**$0**	**$40**	**$2,010**	**$8,010**	**$8,000**

EXPENDITURES

	2015/16 ACTUAL	2016/2017 ACTUAL	2017/2018 ACTUAL	2017/2018 PROJECTED	2018/2019 ADOPTED	2019/2020 DRAFT
Operating Supplies			$1,637.75			
Professional Service	$0	$0	$0	$0	$1,000	$1,000
Contractual Services	$0	$0	$0	$2,000	$7,000	$7,000
	$0	**$0**	**$0**	**$2,000**	**$8,000**	**$8,000**

HYDROELECTRIC -- FUND 580						
Revenues						
	2015/16	2016/2017	2017/2018	2017/2018	2018/2019	2019/2020
	ACTUAL	ACTUAL	ACTUAL	PROJECTED	ADOPTED	DRAFT
Deferred Inflows of Resources			$14,382.00			
Metered Sales	$4,648,978	$4,904,629	$5,049,618	$4,980,000	$5,030,000	$5,180,900
Street Lighting	$0	$0	$12,500	$12,000	$12,000	$12,000
Energy Optimization	$39,430	$43,736	$41,803	$44,000	$44,000	$44,000
Penalties/Reconnect Fees	$31,028	$29,208	$26,910	$30,000	$33,000	$33,000
Interest on Investments	$8,853	$5,750	$8,445	$8,000	$5,000	$0
Interest (Restricted)			$86,860			
Reimbursements			$6,522			
Due From Sewer Fund	$36,000	$0	$0	$30,000	$0	
Miscellaneous	$51,221	$16,264	$2,244	$2,010	$0	
Use of Cash Reserves	$0	$0	$829,597	$816,210	$1,172,160	$150,000
Total Revenues	**$4,815,510**	**$4,999,587**	**$6,078,880**	**$5,922,220**	**$6,296,160**	**$5,419,900**
Total Expenditures	**$4,395,548**	**$4,476,141**	**$6,078,880**	**$5,922,220**	**#REF!**	**$5,369,075**
Fund Balance			**$4,421,981**	**$4,421,981**	**#REF!**	**#REF!**
Expenditures						
Dam						
	2015/16	2016/2017	2017/2018	2017/2018	2018/2019	2019/2020
	ACTUAL	ACTUAL	ACTUAL	PROJECTED	ADOPTED	DRAFT
Wages (Regular)	$6,279	$11,279	$70,627	$70,000	$15,860	$15,810
Wages (Mechanic)	$17,748	$16,888	$19,096	$19,000	$19,830	$19,790
Overtime	$0	$1,377	$1,001	$800	$1,400	$1,400
FICA/Medicare	$1,783	$2,229	$6,867	$8,000	$6,890	$6,990
Combined Benefits	$8,284	$3,843	$3,723	$5,000	$17,450	$13,330
Operating Supplies	$5,583	$2,668	$2,666	$4,000	$8,000	$8,160
Professional/Legal Services	$31,754	$51,231	$45,763	$70,000	$100,000	$102,000
Dam Licensing & Planning	$67,039	$49,540	$37,222	$55,000	$100,000	$102,000
MDEQ Fines & Penalties	$0	$0	$0	$24,000	$24,000	$24,480
Contractual Services	$14,574	$1,000	$0	$25,000	$50,000	$51,000
Insurance (Property, Liability)	$3,200	$3,795	$4,276	$4,280	$4,800	$4,510
Utilities	$2,716	$2,852	$2,789	$2,850	$2,950	$3,009
Telephone, Pager	$3,861	$3,814	$3,687	$3,850	$3,950	$4,029
Recreation Improvements	$0	$551	$17,026	$18,000	$20,000	$20,400
Equipment Rental	$0	$750	$0	$500	$1,000	$1,020
Hart Lake Weed Management	$14,850	$14,850	$0	$0	$14,850	$15,147
	$177,671	**$166,667**	**$214,742**	**$310,280**	**$390,980**	**$393,075**
Diesel						
	2015/16	2016/2017	2017/2018	2017/2018	2018/2019	2019/2020
	ACTUAL	ACTUAL	ACTUAL	PROJECTED	ADOPTED	DRAFT
Wages (Regular)	$9,204	$13,424	$23,385	$22,000	$18,510	$18,470
Overtime	$0	$0	$403	$400	$500	$500
FICA/Medicare	$734	$1,023	$1,808	$1,800	$1,870	$1,860
Combined Benefits	$2,610	$3,094	$3,003	$5,000	$4,000	$3,000
Operating Supplies	$0	$18	$0	$250	$500	$500
Diesel Fuel	$0	$0	$0	$0	$3,000	$3,000
Repairs, Maintenance	$0	$0	$0	$250	$500	$500
Professional Services	$0	$0	$6,050	$15,000	$20,000	$20,000
License Fees	$150	$280	$225	$230	$300	$30
Contractual Services	$521	$367	$664	$1,500	$3,000	$3,000
Equipment Repair	$0	$0	$0	$500	$1,000	$5,000
Building Repair	$0	$0	$0	$500	$1,000	$5,000
Utilities	$3,538	$3,884	$5,460	$6,000	$6,000	$6,000
Telephone, Pager	$1,967	$2,064	$2,180	$2,300	$2,400	$2,400
Training	$0	$0	$0	$50	$100	$100
	$18,724	**$24,154**	**$43,178**	**$55,780**	**$62,680**	**$69,360**
		28				

Purchased Power						
	2015/16	**2016/2017**	**2017/2018**	**2017/2018**	**2018/2019**	**2019/2020**
	ACTUAL	ACTUAL	ACTUAL	PROJECTED	ADOPTED	DRAFT
MPPA & Other Power Contracts	$2,806,232	$2,716,186	$3,132,826	$3,100,000	$3,100,000	$3,081,940
ITC, MIRECS, APX	$695	$461	$1,786	$2,000	$2,000	$2,000
	$2,806,927	**$2,716,647**	**$3,134,612**	**$3,102,000**	**$3,102,000**	**$3,083,940**
Distribution						
	2015/16	**2016/2017**	**2017/2018**	**2017/2018**	**2018/2019**	**2019/2020**
	ACTUAL	ACTUAL	ACTUAL	PROJECTED	ADOPTED	DRAFT
Wages (Regular)	$249,626	$251,179	$259,301	$295,000	$351,700	$350,300
Standby	$14,577	$15,966	$17,544	$17,300	$19,710	$19,710
Overtime	$12,591	$11,046	$22,818	$12,900	$12,600	$12,600
Longevity	$1,750	$3,406	$645	$1,000	$1,000	$1,750
FICA/Medicare	$20,862	$20,949	$23,886	$24,000	$34,010	$34,010
Combined Benefits	$46,985	$43,366	$45,283	$55,000	$73,400	$57,800
Uniforms	$3,957	$1,725	$2,757	$6,000	$7,500	$7,500
Operating Supplies	$124,061	$30,816	$96,654	$150,000	$140,000	$140,000
Professional Services	$0	$474	$5,265	$12,000	$15,000	$15,000
Contractual Services	$12,673	$6,856	$32,954	$30,000	$30,000	$30,000
Motor Operations	$14,441	$26,129	$34,345	$30,000	$30,000	$30,000
Insurance (Property, Liability)	$14,000	$11,926	$12,114	$12,120	$13,000	$12,770
Utilities	$2,013	$1,794	$4,386	$4,200	$5,000	$5,000
Telephone, Pager	$5,957	$7,261	$7,006	$7,300	$7,500	$7,500
Lease/Rental Property	$6,000	$6,000	$6,000	$6,000	$0	
	$529,493	**$438,893**	**$570,957**	**$662,820**	**$740,420**	**$723,940**
Accounting						
	2015/16	**2016/2017**	**2017/2018**	**2017/2018**	**2018/2019**	**2019/2020**
	ACTUAL	ACTUAL	ACTUAL	PROJECTED	ADOPTED	DRAFT
Clerical	$68,013	$62,204	$65,412	$66,000	$63,300	$63,700
Meter Reading	$2,257	$2,535	$2,667	$2,700	$2,700	$2,500
Longevity	$419	$0	$0	$420	$1,000	$0
FICA/Medicare	$5,233	$4,786	$5,025	$5,100	$4,910	$4,910
Combined Benefits	$15,286	$12,987	$13,004	$16,000	$17,720	$12,150
Office Supplies	$1,970	$0	$363	$800	$1,000	$1,000
Postage	$3,324	$3,595	$4,174	$4,000	$4,200	$4,200
Professional Services/IT	$1,242	$342	$41	$500	$1,000	$1,000
Telephone, Pager	$0	$0	$0	$150	$300	$300
City Hall Rent	$45,000	$141,030	$142,550	$142,550	$143,660	$143,660
	$142,744	**$227,479**	**$233,237**	**$238,220**	**$239,790**	**$233,420**

Administrative						
	2015/16	2016/2017	2017/2018	2017/2018	2018/2019	2019/2020
	ACTUAL	ACTUAL	ACTUAL	PROJECTED	ADOPTED	DRAFT
City Manager	$42,285	$45,176	$49,542	$ 46,000	$ 43,560	$ 43,560
Combined Leave Days	$59,678	$63,056	$49,753	$ 52,000	$48,300	$48,270
Longevity	$250	$125	$1,250	$ 650	$ 3,000	$ 3,000
FICA/Medicare	$7,607	$8,062	$7,484	$ 7,800	$7,200	$6,670
Medical Insurance - Retirees	$11,064	$9,084	$8,134	$ 9,600	$26,120	$26,120
Combined Benefits	$27,901	$26,382	$27,556	$ 29,000	$30,000	$30,000
OPEB Trust	$0	$18,400	$75,727	$ 28,000	$35,500	$36,600
Office Supplies	$255	$88	$2,612	$ 2,600	$2,100	$2,100
Postage	$191	$1,357	$1,621	$1,500	$1,550	$1,500
Energy Optimization	$13,276	$26,634	$23,100	$15,000	$19,000	$19,000
LIEAF	$0	$0	$12,136	$14,000	$15,000	$30,000
Professional Services	$15,476	$15,393	$35,927	$38,000	$30,000	$30,000
Community Promotions	$3,500	$3,000	$2,000	$2,000	$4,000	$4,000
Printing, Publishing	$1,382	$99	$358	$650	$800	$800
Insurance (Property, Liability)	$10,000	$11,926	$14,252	$14,250	$14,600	$12,020
Utilities	$8,458	$20,224	$25,309	$24,000	$22,500	$22,500
Telephone, Pager	$1,430	$1,823	$2,022	$1,950	$2,000	$2,000
Depreciation Expense			$272,914			
Training	$4,335	$608	$9,705	$10,000	$10,000	$10,000
Memberships, Dues, MISS DIG	$24,359	$23,063	$22,980	$22,000	$24,000	$24,000
Miscellaneous			$1,900			
Tree Replacement	$124	$0	$0	$3,000	$6,000	$6,000
Property Taxes-CREEKS	$0	$0	$36,982	$36,990	$0	
Hart Historic District	$9,000	$33,600	$34,610	$34,610	$30,790	$30,790
Hart Main Street	$17,100	$11,610	$11,960	$11,960	$15,390	$15,390
Economic/Community Development	$0	$33,570	$34,580	$34,580	$41,050	$41,050
Oceana Economic Development Corp.	$5,000	$5,000	$5,000	$5,000	$5,000	$5,000
Payment in Lieu of Taxes	$187,490	$191,400	$193,470	$193,470	$194,970	$194,970
	$450,161	**$549,680**	**$962,883**	**$638,610**	**$632,430**	**$645,340**

Debt						
	2015/16	2016/2017	2017/2018	2017/2018	2018/2019	2019/2020
	ACTUAL	ACTUAL	ACTUAL	PROJECTED	ADOPTED	DRAFT
2003 88th Ave Substation-Prin/Int	$86,755	$87,996	$0	$0	$0	$0
2007 10 MVA Transformer-Prin	$43,055	$44,941	$0	$48,260	$0	$0
2007 10 MVA Transformer-Int	$4,342	$2,444	$1,063	$1,060	$0	$0
Debt Service Fee	$750	$750	$0	$0	$0	$0
	$134,902	**$136,131**	**$1,063**	**$49,320**	**$0**	**$0**

Capital Improvements						
	2015/16	2016/2017	2017/2018	2017/2018	2018/2019	2019/2020
	ACTUAL	ACTUAL	ACTUAL	PROJECTED	ADOPTED	DRAFT
Professional Services-Engineering	$0	$2,713	$2,175	$2,000	$50,000	$50,000
Lighting Improvements	$0	$50,000	$0	$26,000	$26,000	$30,000
Digger Derrick & Bucket Truck	$0	$0	$0	$0	#REF!	
Property Acquisition	$0	$7,256	$0	$127,190	#REF!	
88th Avenue Sub. Dual Transformer	$0	$50,092	$0	$400,000	$0	
Recreation Imp. & Equipment	$0	$81,300	$3,028	$10,000	$40,000	$40,000
Electric Meter Upgrades - Wireless	$0	$0	$0	$0	#REF!	
System Improvements	$134,926	$25,129	$0	$300,000	$100,000	$100,000
	$134,926	**$216,490**	**$5,203**	**$865,190**	#REF!	**$220,000**

BIOPURE -- FUND 590						
Revenues						
	2015/16	2016/2017	2017/2018	2017/2018	2018/2019	20019/2020
	ACTUAL	ACTUAL	ACTUAL	PROJECTED	ADOPTED	DRAFT
Sewer Taps	$4,195	$3,600	$6,000	$10,000	$0	$2,000
Metered General Sales	$465,013	$373,402	$796,213	$670,000	$450,000	$804,175
Metered Industrial Sales	$944,117	$1,130,275	$763,371	$900,000	$1,100,000	$771,005
Penalties	$6,237	$7,408	$6,417	$6,500	$6,600	$6,600
Interest on Investments	$4,338	$2,073	$2,325	$2,300	$1,000	$1,000
Special Assessments-AgRenZone	$457,126	$0	$0	$0	$0	$0
Reimbursements/Lab Testing	$13,049	$26,960	$21,765	$24,000	$24,000	$24,000
Septage	$44,125	$62,189	$37,020	$55,000	$55,000	$50,000
Miscellaneous	$0	$27,607	$1,034	$0	$0	$0
Hay Contract Payments	$5,250	$6,300	$6,825	$6,300	$6,300	$6,300
SAW Grant Proceeds	$0	$81,131	$419,313	$600,000	$600,000	$897,562
Use of Cash Reserves	$0	$49,258	$0	$374,880	$444,260	$400,000
	$1,943,450	**$1,770,203**	**$2,060,282**	**$2,648,980**	**$2,687,160**	**$2,962,642**
Expenditures						
Treatment						
	2015/16	2016/2017	2017/2018	2017/2018	2018/2019	2019/2020
	ACTUAL	ACTUAL	ACTUAL	PROJECTED	ADOPTED	DRAFT
Wages (Regular)	$104,533	$130,898	$150,678	$131,000	$137,240	$135,890
Stand By Pay	$8,146	$6,686	$6,169	$8,500	$10,140	$10,140
Wages (Temporary)	$10,824	$0	$0	$0	$0	$0
Overtime	$7,956	$9,703	$9,828	$10,500	$11,620	$11,620
FICA/Medicare	$10,004	$10,651	$11,654	$11,800	$15,620	$16,250
Combined Benefits	$25,392	$29,503	$27,642	$32,000	$33,000	$33,850
Uniforms	$2,366	$3,980	$2,818	$3,200	$3,200	$3,200
Operating Supplies	$61,748	$52,054	$51,469	$53,000	$55,000	$56,100
Lab Supplies	$17,622	$33,633	$13,006	$20,000	$18,000	$18,360
Treatment Chemicals	$19,399	$12,005	$24,910	$26,000	$26,000	$26,520
Professional Services	$3,963	$37,657	$17,264	$20,000	$20,000	$20,400
Lab Testing Services	$2,894	$4,109	$4,282	$4,500	$4,600	$4,692
License Fees	$12,080	$11,859	$5,491	$12,500	$12,900	$13,158
Contractual Services	$47,768	$6,575	$13,598	$12,500	$14,000	$14,280
Motor Operations	$5,489	$7,461	$12,109	$12,000	$12,000	$12,240
Insurance (Property, Liability)	$5,000	$6,505	$6,413	$6,420	$6,800	$6,760
Utilities	$847	$991	$990	$1,200	$1,290	$1,316
Electricity	$433,264	$422,279	$423,742	$430,000	$440,000	$448,800
Telephone, Pager	$4,884	$5,002	$5,712	$6,000	$6,000	$6,120
Conferences, Workshops, Training	$469	$1,007	$303	$600	$900	$918
Bio Solids Removal	$107,791	$202,583	$48,600	$170,000	$205,000	$209,100
	$892,439	**$995,141**	**$836,678**	**$971,720**	**$1,033,310**	**$1,049,714**

BIOPURE -- FUND 590						
Lift Stations						
	2015/16	2016/2017	2017/2018	2017/2018	2018/2019	2019/2020
	ACTUAL	ACTUAL	ACTUAL	PROJECTED	ADOPTED	DRAFT
Wages (Regular)	$6,415	$8,612	$8,472	$9,000	$10,710	$10,710
Overtime	$3,035	$667	$1,000	$700	$980	$980
FICA/Medicare	$683	$682	$697	$850	$1,120	$190
Combined Benefits	$2,431	$3,934	$3,850	$4,000	$3,690	$3,660
Operating Supplies	$267	$593	$6,634	$6,800	$4,000	$4,080
Contractual Services	$4,530	$13,790	$22,774	$10,000	$10,000	$10,200
Insurance (Property, Liability)	$990	$1,138	$1,425	$1,430	$1,590	$1,500
Utilities	$875	$1,274	$884	$1,200	$1,260	$1,285
Electricity	$18,332	$17,565	$18,988	$19,000	$19,500	$19,890
Telephone, Pager	$1,485	$1,099	$1,985	$1,900	$2,000	$2,040
	$39,043	**$49,354**	**$66,708**	**$54,880**	**$54,850**	**$54,535**
Collection						
	2015/16	2016/2017	2017/2018	2017/2018	2018/2019	2019/2020
	ACTUAL	ACTUAL	ACTUAL	PROJECTED	ADOPTED	DRAFT
Wages (Regular)	$8,428	$5,505	$5,732	$10,000	$11,390	$11,300
Overtime	$1,001	$935	$1,907	$2,000	$1,200	$1,400
FICA/Medicare	$210	$483	$553	$1,000	$1,040	$3,070
Combined Benefits	$3,153	$3,867	$3,532	$7,000	$3,110	$2,960
Operating Supplies	$2,046	$0	$1,800	$900	$1,800	$1,836
Professional Services	$0	$79,262	$468,957	$500,000	$600,000	$612,000
Contractual Services	$7,248	$12,080	$5,112	$2,500	$10,000	$10,200
Motor Operations	$346	$0	$94	$200	$400	$408
	$22,432	**$102,132**	**$487,687**	**$523,600**	**$628,940**	**$643,174**
Administration						
	2015/16	2016/2017	2017/2018	2017/2018	2018/2019	2019/2020
	ACTUAL	ACTUAL	ACTUAL	PROJECTED	ADOPTED	DRAFT
City Manager	$16,696	$16,955	$15,177	$17,500	$21,500	$19,200
Clerical	$16,918	$17,051	$15,518	$17,500	$19,700	$19,200
Meter Reading	$47	$511	$1,365	$1,400	$1,200	$750
Combined Leave Days	$20,093	$28,212	$28,349	$29,000	$36,700	$36,400
Longevity Pay	$1,944	$1,250	$1,875	$2,000	$2,500	$2,500
FICA/Medicare	$4,071	$4,522	$4,765	$4,400	$4,400	$4,400
Combined Benefits	$14,045	$16,574	$16,260	$18,000	$17,120	$17,000
OPEB Trust	$0	$0	$35,984	$12,000	$16,500	$15,900
Office Supplies/Computer	$336	$1,325	$2,234	$2,200	$2,100	$2,142
Postage	$1,475	$2,206	$3,103	$2,700	$2,700	$2,754
Professional Services	$7,822	$9,277	$12,737	$16,000	$16,000	$16,320
Printing, Publishing	$83	$1,107	$143	$250	$500	$510
Insurance (Property, Liability)	$3,200	$3,400	$3,563	$3,570	$3,800	$3,760
Utilities	$586	$493	$606	$550	$600	$612
Telephone, Pager	$329	$669	$675	$750	$750	$765
Conf, Workshops, Training	$923	$420	$821	$850	$850	$867
Membership Dues/MISS DIG	$859	$379	$183	$900	$900	$918
Depreciation Expense			$437,846			$0
Hart Historic District	$4,000	$10,080	$10,380	$10,380	$12,350	$12,597
Due to Hydro Fund	$0	$30,000	$0	$30,000	$30,000	$30,600
City Hall Rent	$21,996	$41,850	$41,970	$41,970	$57,620	$58,772
PILOT	$53,930	$56,800	$56,960	$56,900	$65,280	$66,586
County Drain Assessments	$3,968	$3,823	$3,672	$3,680	$3,800	$3,876
Economic/Community Dev.	$0	$9,960	$10,260	$10,260	$16,460	$16,460
Main Street Program	$4,845	$3,450	$3,550	$3,550	$6,170	$6,170
Taxes - HART TOWNSHIP	$0	$0	$0	$4,850	$4,850	$4,850
Taxes - CREEKS	$0	$0	$20,036	$15,200	$0	$0
	$178,166	**$260,314**	**$728,031**	**$306,360**	**$344,350**	**$343,909**
		32				

BIOPURE -- FUND 590						
Debt						
	2015/16	2016/2017	2017/2018	2017/2018	2018/2019	2019/2020
	ACTUAL	ACTUAL	ACTUAL	PROJECTED	ADOPTED	DRAFT
2001 WWTP Debt Service	$491,082	$25,648	$464	$26,200	$0	$0
	$491,082	**$25,648**	**$464**	**$26,200**	**$0**	**$0**
Capital Improvements						
	2015/16	2016/2017	2017/2018	2017/2018	2018/2019	2019/2020
	ACTUAL	ACTUAL	ACTUAL	PROJECTED	ADOPTED	DRAFT
Professional Engineering	$0	$7,427	$0	$120,000	$100,000	$10,702
Equipment & Vehicles	$0	$0	$0	$26,220	$0	$40,000
Meter Reading Technology	$0	$0	-$1,296	$0	#REF!	$0
Property Acquistion	$0	$245,250	$0	$0	$0	$0
Lincoln St Sewer Main	$0	$0	$0	$120,000	$0	$95,256
System Improvements-Blowers	$126,621	$84,937	$0	$500,000	$100,000	$700,000
	$126,621	**$337,614**	**-$1,296**	**$766,220**	**#REF!**	**$845,958**
TOTAL EXPENDITURES	$1,749,783	$1,770,203	$2,118,272	$2,648,980	#REF!	$2,937,290
Operating Budget Summary						
Net Income-BioPure Fund	$193,667	$0	**($57,990)**	$0	#REF!	$25,352
Combined Water-BioPure	$193,667	$0	**($94,981)**	$0	#REF!	$27,630

WATER -- FUND 591						
Revenues						
	2015/16	2016/2017	2017/2018	2017/2018	2018/2019	2019/2020
	ACTUAL	ACTUAL	ACTUAL	PROJECTED	ADOPTED	DRAFT
Defered Inflow of Resources			$2,239.00			
Hydrant Rent	$4,800	$4,800	$4,800	$4,800	$4,800	$4,800
Water Taps	$825	$825	$4,125	$0	$0	$1,000
Water Sales	$311,705	$348,423	$348,406	$345,000	$360,000	$396,000
Penalties, Reconnects	$2,692	$2,065	$2,054	$2,000	$2,000	$2,000
Interest	$854	$797	$0	$850	$650	$650
Water Tower Leases	$30,949	$29,273	$32,834	$36,000	$37,000	$30,000
Lab Tests	$500	$0	$0	$0	$0	$0
Loan/Grant Proceeds						$800,000
Use of Cash Reserves	$67,415	$29,442	$0	$161,940	$133,800	
	$419,740	**$415,625**	**$392,219**	**$550,590**	**$538,250**	**$1,234,450**
Expenditures						
Production						
	2015/16	2016/2017	2017/2018	2017/2018	2018/2019	2019/2020
	ACTUAL	ACTUAL	ACTUAL	PROJECTED	ADOPTED	DRAFT
Wages (Regular)	$8,876	$8,071	$8,603	$9,000	$9,760	$9,680
Overtime	$704	$1,038	$1,840	$1,500	$1,500	$1,500
FICA/Medicare	$686	$653	$759	$800	$900	$1,000
Combined Benefits	$3,116	$3,975	$3,591	$4,000	$4,200	$4,000
Operating Supplies	$154	$457	$2,045	$2,050	$1,500	$1,515
Professional Services	$6,083	$1,897	$554	$1,500	$2,500	$2,525
License Fees	$1,197	$1,279	$1,292	$1,300	$1,350	$1,364
Contractual Services	$1,866	$3,298	$3,333	$2,500	$3,500	$3,535
Insurance (Property, Liability)	$1,800	$2,060	$2,138	$2,200	$2,300	$2,250
Electricity	$28,829	$33,655	$35,072	$34,000	$35,000	$35,350
	$53,311	**$56,383**	**$59,226**	**$58,850**	**$62,510**	**$62,719**
Transmission						
	2015/16	2016/2017	2017/2018	2017/2018	2018/2019	2019/2020
	ACTUAL	ACTUAL	ACTUAL	PROJECTED	ADOPTED	DRAFT
Wages (Regular)	$13,670	$17,183	$17,344	$18,000	$14,660	$14,530
Overtime	$2,474	$1,067	$1,963	$2,000	$1,500	$1,500
FICA/Medicare	$1,152	$1,211	$1,240	$1,600	$1,310	$1,410
Combined Benefits	$4,858	$5,635	$5,110	$6,000	$5,900	$5,900
Operating Supplies	$15,818	$7,837	$20,801	$18,000	$16,000	$16,160
Professional Services	$2,108	$0	$260	$1,000	$2,000	$2,020
Contractual Services	$9,026	$12,589	$29,432	$30,000	$16,800	$16,968
Utilities	$1,021	$1,006	$1,015	$1,300	$1,350	$1,364
Electricity	$3,520	$3,652	$2,261	$2,500	$2,600	$2,626
Telephone & Pagers	$259	$0	$0	$300	$600	$600
	$53,906	**$50,180**	**$79,425**	**$80,700**	**$62,720**	**$63,078**

WATER -- FUND 591						
Administration						
	2015/16	2016/2017	2017/2018	2017/2018	2018/2019	2019/2020
	ACTUAL	ACTUAL	ACTUAL	PROJECTED	ADOPTED	DRAFT
City Manager	$16,696	$16,955	$14,833	$17,000	$19,570	$17,430
Clerical	$16,918	$17,051	$15,518	$18,500	$19,690	$19,240
Meter Reader	$1,772	$1,672	$601	$1,000	$1,600	$1,800
Longevity Pay	$90	$0	$0	$350	$1,000	$1,000
FICA/Medicare	$2,612	$5,632	$2,297	$2,600	$3,030	$2,810
Combined Benefits	$10,063	$12,500	$11,181	$13,000	$16,250	$13,000
OPEB Trust	$0	$2,500	$11,029	$3,600	$4,400	$4,100
Office Supplies	$175	$88	$819	$650	$600	$600
Postage	$1,475	$2,085	$1,332	$1,500	$1,800	$1,818
Operating Supplies	$0	$0	$443	$500	$500	$505
Professional Services	$13,783	$12,964	$46,687	$17,500	$20,000	$20,200
Printing, Publishing	$0	$57	$0	$100	$200	$202
Insurance (Property, Liability)	$3,000	$7,637	$3,563	$3,570	$3,600	$3,760
Utilities	$512	$489	$483	$500	$520	$525
Telephone, Pager	$329	$481	$260	$450	$480	$485
Conferences, Training	$1,979	$2,381	$0	$1,350	$1,500	$1,515
Memberships/Dues/MISS DIG	$2,838	$1,500	$3,557	$2,900	$2,400	$2,424
Funded Depreciation			$132,294			$0
Miscellaneous			$936			$0
Hart Historic District	$4,000	$2,240	$2,310	$2,310	$2,160	$2,182
City Hall Rent	$14,004	$10,390	$10,580	$10,580	$10,060	$10,161
Pmt In Lieu of Taxes-Gen Fund	$14,240	$14,100	$14,360	$14,360	$13,660	$13,660
Economic/Community Dev.	$0	$2,470	$2,540	$2,540	$2,880	$2,880
Main Street Program	$1,425	$850	$880	$880	$1,080	$1,080
Taxes - CREEKS	$0	$0	$3,962	$3,960	$0	
	$105,911	**$114,042**	**$280,465**	**$119,700**	**$126,980**	**$121,376**
Debt						
	2015/16	2016/2017	2017/2018	2017/2018	2018/2019	2019/2020
	ACTUAL	ACTUAL	ACTUAL	PROJECTED	ADOPTED	DRAFT
Debt Service	$11,189	$11,042	$238	$11,340	$0	$0
	$11,189	**$11,042**	**$238**	**$11,340**	**$0**	**$0**
Capital Improvements						
	2015/16	2016/2017	2017/2018	2017/2018	2018/2019	2019/2020
	ACTUAL	ACTUAL	ACTUAL	PROJECTED	ADOPTED	DRAFT
Prof. Services-Eng.	$0	$7,427	$9,227	$30,000	#REF!	$90,000
Property Acquisition	$0	$5,000	$0	$0	$0	$0
Well Rehab	$0	$51,507	$0	$0	$35,000	$31,000
Meter Reading Technology	$0	$0	$629	$0	#REF!	
Industrial Tank Water Repair/Paint	$0	$109,319	$0	$0	$0	$0
Lincoln Water Main	$0	$0	$0	$200,000	$0	$139,000
Oceana Drive Trans Main						$725,000
Water System Improvements	$195,423	$10,725	$0	$50,000	$150,000	
	$195,423	**$183,978**	**$9,856**	**$280,000**	**#REF!**	**$985,000**
TOTAL EXPENDITURES	**$419,740**	**$415,625**	**$429,210**	**$550,590**	**#REF!**	**$1,232,172**
Net Income - Water Fund	**$0**	**$0**	**($36,991)**	**$0**	**#REF!**	**$2,278**
Combined Water Sewer Fund Income	$193,667	$0	($94,981)	$0	#REF!	$27,630

HISTORIC COMMISSION -- FUND 701

Revenues

	2015/16 ACTUAL	2016/2017 ACTUAL	2017/2018 ACTUAL	2017/2018 PROJECTED	2018/2019 ADOPTED	2019/2020 DRAFT
Interest - Restricted	$224	$26	$43	$50	$50	$50
From Cash Reserves	$0	$0	$0	$0	$0	$0
From Depot Reserve	$0	$0	$0	$0	$2,500	$2,500
Seymour Rider Reserve	$0	$0	$0	$0	$2,500	$2,500
Sackrider Church Reserve	$0	$0	$0	$0	$0	$0
	$224	**$26**	**$43**	**$50**	**$5,050**	**$5,050**

Expenditures

	2015/16 ACTUAL	2016/2017 ACTUAL	2017/2018 ACTUAL	2017/2018 PROJECTED	2018/2019 ADOPTED	2019/2020 DRAFT
Historic Preservation & Depot	$0	$5,000	$0	$0	$5,000	$5,000
	$0	**$5,000**	**$0**	**$0**	**$5,000**	**$5,000**

HISTORIC DISTRICT -- FUND 702

Revenues

	2015/16 ACTUAL	2016/2017 ACTUAL	2017/2018 ACTUAL	2017/2018 PROJECTED	2018/2019 ADOPTED	2019/2020 DRAFT
Interest - Restricted	$0	$0	$0	$30	$50	$50
Events, Rentals, Fees, Sales	$1,750	$600	$900	$1,000	$2,000	$2,000
Electric, Water, Sewer Fund	$17,000	$45,920	$47,300	$47,300	$55,100	$55,100
Grants	$600	$0	$945	$945	$0	$0
From General Fund	$10,000	$9,520	$9,810	$9,810	$9,800	$9,800
From Cash Reserves	$0	$0	$0	$0	$0	
	$29,350	**$56,040**	**$58,955**	**$59,085**	**$66,950**	**$66,950**

Expenditures

	2015/16 ACTUAL	2016/2017 ACTUAL	2017/2018 ACTUAL	2017/2018 PROJECTED	2018/2019 ADOPTED	2019/2020 DRAFT
Wages (Part-Time)	$11,732	$16,508	$15,905	$16,100	$16,590	$16,590
FICA/Medicare	$980	$1,263	$1,217	$1,200	$1,270	$1,270
Operating Supplies	$3,099	$10,061	$10,883	$8,000	$15,000	$15,000
Professional Services	$0	$2,335	$5,757	$5,000	$3,000	$3,000
Contractual Services	$480	$8,265	$49,988	$50,000	$20,000	$20,000
Advertising, Promotions	$909	$1,428	$0	$750	$1,000	$1,000
Membership/Dues	$100	$35	$170	$150	$150	$150
	$17,300	**$39,895**	**$83,919**	**$81,200**	**$57,010**	**$57,010**