City of Hart, Michigan
CITY COUNCIL AGENDA
September 26, 2023, 7:30 PM
407 State St. – Council Chamber
NOTICE OF PUBLIC MEETING
REGULAR COUNCIL MEETING

1. Call to Order
2. Roll Call – Adams, Burillo, Evans, Hodges, Klotz, Trygstad, Platt
3. Pledge of Allegiance
4. Approval of Agenda
5. Public Comments – **Public comment on any matter other than a scheduled public hearing. We ask that you please limit your comments to 3 minutes.**
    a. Correspondence, Events, Presentations
        i. City of Hart Power Board presentation:
            1. Dawn Lund UFS – Hart Energy Financial Study and Proposed Rate Design
6. Consent Agenda:
    a. Approval of Minutes from September 12, 2023 Council meeting.
    b. Bills, Claims, Payroll
    c. Reports of Boards, Commissions, and Committees
    d. Department Reports – Police/BioPure/Public Works/Energy/♥C&E Dvlp.
7. Action Items
    a. Resolution 2023-39 Hart Pizza Social District Approval
    b. Mayoral Appointment – Noble Grahm – Hart Economic And Redevelopment Team
    c. Mayoral Appointment – Caleb Griffis – Hart Tax Increment Finance Authority
8. Discussion Items
    a. Hart Parks and Recreation Department
    b. Congregational United Church
9. City Manager Report
10. Communications from the Mayor and Council (Including board and committee updates.)
11. Adjournment –

Access is provided through the Michigan Relay Service for individuals with speech or hearing impairments. *https://hamiltonrelay.com/michigan/index.html*

With advance notice of seven calendar days, the City will provide interpreter services at all public meetings, including language translation and signage for the hearing impaired. Call 231-873-2488. La Ciudad proporcionará servicio de intérprete para esta reunión pública si se pide con siete días de anticipación, lo cual incluye la traducción de idioma y letreros para los con una discapacidad auditiva. Llame al 231-873-2488.

City of Hart, MI

Electric Financial Projection Study

August 3, 2023

UFS UTILITY FINANCIAL SOLUTIONS, LLC

Corporate location:
Utility Financial Solutions, LLC
185 Sun Meadow Court
Holland, MI USA 49424

UTILITY FINANCIAL SOLUTIONS, LLC

August 3, 2023

Mr. Mike Schiller
Hart Energy
407 State St. Map
Hart, MI 49420

Dear Mr. Schiller,

We are pleased to present this executive summary report for a financial projection in the Electric Department completed for the City of Hart. This report was prepared to provide the utility with a comprehensive examination of its existing financials by an outside party.

The specific purposes of this long-term financial projection study are:

1) Determine electric utility's revenue requirements for fiscal year 2024,
2) Projected rate adjustments needed to work toward targeted revenue requirements.

This report includes results of the financial projections and identifies projected future rate adjustments of the Electric Department. Specific findings included in this report are:

1) Projected rate tracks are based on the utilities ability to meet three factors listed below:
    a. Debt Coverage Ratio,
    b. Minimum Cash Reserves,
    c. Optimal Net Income.

This report is intended for information and use by management and the Board of Directors for purposes stated above and is not intended to be used by anyone except the specified parties.

Sincerely,

Dawn Lund

Utility Financial Solutions, LLC
Dawn Lund
Vice-President
dlund@ufsweb.com

UTILITY FINANCIAL SOLUTIONS, LLC

Table of Contents

	Page
Executive Summary	
Introduction	1
Utility Revenue Requirements	2
Development of Financial Targets	3
Proposed Rate Track	6
Significant Assumptions	7
Electric Department Findings	8
Appendix – Rate Design and Impacts	i

INTRODUCTION

This report was prepared to provide the City of Hart with a long-term financial projection and rate track. The specific purposes of the financial plan are identified below:

1) ***Determine electric utility's revenue requirements for fiscal year 2024***. The Electric Utility's revenue requirements were projected for the period from 2024 – 2028 and included adjustments for the following:
    a. Anticipated power costs,
    b. Capital improvements currently underway and scheduled over next five years. The Utility provided capital improvement information.

2) ***Projected rate adjustments needed to meet targeted revenue requirements.*** The primary purpose of this study is to identify appropriate revenue requirements and the rate adjustments needed to work toward requirements. The report includes a long-term rate track for the City of Hart to help ensure the financial stability of the utility in future years. The rate track was designed after discussions with management to work towards targets, while keeping rate adjustments to a certain threshold to minimized rate impact to customers.

The City of Hart retained Utility Financial Solutions, LLC to review the above items and report on findings on the appropriate course of action. This report includes results of the long-term financial projection.

Utility Revenue Requirements

Revenue requirements for the City of Hart were projected for 2024 based on 2022 actual, and fiscal year to date 2023 expenses. Revenues and expenses were analyzed with adjustments made to actual expenses to reflect projected operating characteristics.

Table One is the projected financial summary for the Electric Department from 2024 – 2028 without rate adjustments. Projections indicate an operating loss of ($214,333) in 2024 and losses increase to an operating loss of ($507,782) in 2028. Cash balances decline and do not meet minimum targets starting in 2026.

Table One – Projected Financial Summary – (Without Rate Adjustments)

Fiscal Year	Projected Rate Adjustments	Capital Improvements Plan	Debt Coverage Ratio	Projected Expenses	Projected Revenues	Adjusted Operating Income	Target Operating Income	Projected Cash Balances	Targeted Minimum Cash
2024	0.0%	950,000	N/A	5,949,630	5,735,297	(214,333)	465,958	3,172,484	2,357,336
2025	0.0%	627,000	N/A	6,037,555	5,758,037	(279,518)	485,395	2,699,873	2,383,267
2026	0.0%	520,000	N/A	6,716,923	6,401,722	(315,201)	501,515	2,319,155	2,499,957
2027	0.0%	945,000	N/A	6,767,994	6,377,361	(390,633)	530,810	1,465,402	2,529,903
2028	0.0%	2,460,000	N/A	6,950,366	6,442,583	(507,782)	607,070	(956,669)	2,423,912

1. The five-year capital improvement plan was provided by the Utility.
2. Financial projections should be updated during the budgeting process each year as expenses and capital expenditures change from projections.

DEVELOPMENT OF FINANCIAL TARGETS

When evaluating rates to charge customers, three key factors must be considered:

1. Debt Coverage Ratio
2. Minimum Cash Reserves
3. Optimal Net Income

Each of these factors is discussed below:

1. **Debt Coverage Ratio –** The minimum targeted debt coverage ratio for prudent financial planning purposes is 1.45 for the outstanding revenue bonds on the Electric Department. Maintaining a debt coverage ratio of 1.45 is good business practice and helps to achieve the following:

    a. Helps to ensure adequate funds are available to meet debt service payments in years when sales are low due to cold summers or loss of a major customer(s).
    b. Obtain higher bond rating, if revenue bonds are sold in the future, to lower interest cost.

    Currently, the Electric Department holds no debt.

2. **Minimum Cash Reserve Target** - To help ensure timely completion of capital improvements and enable the utility to meet requirements for large unexpected expenditures, a minimum cash reserve policy should be established. Minimum cash reserves attempt to quantify the minimum amount of cash the utility should keep in reserve, actual cash reserves may vary substantially above the minimum and is dependent on the life cycle of assets that are currently in service. The methodology used in this report is based on certain assumptions related to percent of operation and maintenance, rate base, capital improvements, and debt service. The establishment of minimum cash reserves should consider a number of factors including:
   - **Working Capital Lag** - Timing differences between when expenses are incurred, and revenues received from customers. Establishing a minimum cash reserve helps to ensure cash exists to pay expenses in a timely manner.
   - **Investment in assets** – Catastrophic events may occur that require substantial amounts of cash reserves to replace damaged assets. Some examples of catastrophic events include ice storms, earthquakes, wind storms, floods, or tornadoes. Many of these catastrophic events may allow the utility to recover the cost of damages from FEMA; however, FEMA reimbursements can take between 6 months to 2 years to recover. The utility should ensure adequate cash reserves exist to replace the assets in a timely fashion. The minimum reserve levels are often combined with emergency funding from banks or bonding agencies.
   - **Annual debt service** – Debt service payments do not occur evenly throughout the year and often occurs at periodic times typically every six months. The utility has to ensure adequate cash reserves exist to fund the debt service payment when the payment is due.
   - **Capital improvement program** – Some capital improvements are funded through bond issuances and some through cash reserves. The establishment of a minimum cash reserve level helps to ensure timely replacement or construction of assets.

The minimum cash reserves calculation for the Electric Department is $2.4 million. The projected cash reserves do not meet minimum targets starting in 2026. Table Two provides the minimum cash reserve calculation.

Table Two – Minimum Cash Reserves – 2024–2026 (Without Rate Adjustments)

Description	Risk %	Projected 2024	Projected 2025	Projected 2026	Projected 2027	Projected 2028
Calculated Minimum Cash Level						
Operation & Maintenance Less Depreciation Expense	12.3%	$ 242,356	$ 248,683	$ 255,193	$ 261,892	$ 268,785
Purchase Power Expense	15.7%	563,654	564,448	659,027	653,925	663,069
Historical Rate Base	3%	450,927	469,737	485,337	513,687	391,658
Five Year Capital Improvements - Net of bond proceeds	20%	1,100,400	1,100,400	1,100,400	1,100,400	1,100,400
Minimum Cash Reserve Levels		**$ 2,357,336**	**$ 2,383,267**	**$ 2,499,957**	**$ 2,529,903**	**$ 2,423,912**
Projected Cash Reserves		**$ 3,172,484**	**$ 2,699,873**	**$ 2,319,155**	**$ 1,465,402**	**$ (956,669)**

Cash reserves do not meet minimum targets starting in 2026.

Notes:

1. Operation and maintenance expenses exclude purchased power costs and exclude depreciation expenses.
2. Rate base is historical investment in plant and equipment.
3. Average five-year capital is budgeted capital improvements for next five years and excludes capital improvements funded through debt issuances.

3. **Optimal operating income targets** - The optimal target for setting rates is the establishment of a target operating income to help ensure the following:

   1. Funding of Interest Expense on the outstanding principal on debt. Interest expense is below the operating income line and needs to be recouped through the operating income balance.
   2. Funding of the inflationary increase on the assets invested in the system. The inflation on the replacement of assets invested in the utility should be recouped through the Operating Income
   3. Adequate rate of return on investment to help ensure current customers are paying their fair share of the use of the infrastructure and not deferring the charge to future generations.

As improvements are made to the system, the optimal operating income target will increase unless annual depreciation expense is greater than yearly capital improvements. The target established for the projection period is approximately $518,000. The rate of return falls below the targeted minimum throughout the projection period.

Table Three - Optimal Operating Income Targets Compared to Projected

Description	Risk %	Projected 2024	Projected 2025	Projected 2026	Projected 2027	Projected 2028
Target Operating Income System Equity	6.89%	$ 465,958	$ 485,395	$ 501,515	$ 530,810	$ 607,070
Target Operating Income		**$ 465,958**	**$ 485,395**	**$ 501,515**	**$ 530,810**	**$ 607,070**
Projected Operating Income		**$ (214,333)**	**$ (279,518)**	**$ (315,201)**	**$ (390,633)**	**$ (507,782)**
Rate of Return in %		**6.9%**	**7.0%**	**7.1%**	**7.1%**	**6.4%**

The projected operating income is below optimal targeted operating income throughout the projection period.

SUMMARY OF FINANCIAL POSITION

PROPOSED RATE TRACK

Table Four below is the financial projection with proposed rate increases of 3.5% in 2024-2028. The rate track was set to establish and operating income instead of losses. The rate track should be reviewed with the budget process as changes in expenses and capital can impact the rate track.

Table Four – Projected Financial Summary (With Rate Adjustments)

Fiscal Year	Projected Rate Adjustments	Capital Improvements Plan	Debt Coverage Ratio	Projected Expenses	Projected Revenues	Adjusted Operating Income	Target Operating Income	Projected Cash Balances	Targeted Minimum Cash
2024	3.5%	950,000	N/A	5,949,630	5,936,033	(13,597)	465,958	3,373,219	2,357,336
2025	3.5%	627,000	N/A	6,037,555	6,169,910	132,355	485,395	3,313,485	2,383,267
2026	3.5%	520,000	N/A	6,716,923	7,033,340	316,417	501,515	3,567,453	2,499,957
2027	3.5%	945,000	N/A	6,767,994	7,237,671	469,677	530,810	3,580,251	2,529,903
2028	3.5%	2,460,000	N/A	6,950,366	7,540,569	590,203	607,070	2,266,740	2,423,912

Significant Assumptions

This section outlines the significant assumptions for the City of Hart electric study.

Forecasted Operating Expenses

Forecasted expenses were based on 2023 adjusted for power supply costs and inflation. Inflation for the period is expected to be 3.5% in 2024 and 2.9% in 2025-2028.

Power Supply

Power supply costs were provided by the Utility.

Sales Forecast

Growth rates were projected to be 0.0%.

Revenue Forecast

The revenue forecast was based on 2022 usages adjusted for growth and rate change assumptions.

Capital Improvement Program

The capital improvement program was provided by the Utility and is listed below. The system is currently anticipating transformer replacement in 2028.

Fiscal Year	Capital Improvements Plan
2024	950,000
2025	627,000
2026	520,000
2027	945,000
2028	2,460,000

Electric Department Findings

1. The projection indicates current revenues are not adequate to maintain the long-term financial health of the Utility. The financial projection indicates projected 3.5% rate increases should be considered for 2024-2028. The rate track should be reviewed closely as part of the annual budget process as costs, revenues and capital may vary from projections and affect the rate track and bonding requirements. To ensure the utility meets financial targets and remains financially healthy, the following rate track should be considered.

Fiscal Year	Projected Rate Adjustments	Capital Improvements Plan	Debt Coverage Ratio	Projected Expenses	Projected Revenues	Adjusted Operating Income	Target Operating Income	Projected Cash Balances	Targeted Minimum Cash
2024	3.5%	950,000	N/A	5,949,630	5,936,033	(13,597)	465,958	3,373,219	2,357,336
2025	3.5%	627,000	N/A	6,037,555	6,169,910	132,355	485,395	3,313,485	2,383,267
2026	3.5%	520,000	N/A	6,716,923	7,033,340	316,417	501,515	3,567,453	2,499,957
2027	3.5%	945,000	N/A	6,767,994	7,237,671	469,677	530,810	3,580,251	2,529,903
2028	3.5%	2,460,000	N/A	6,950,366	7,540,569	590,203	607,070	2,266,740	2,423,912

2. The financial projection revenue, expenses and cash flow should be updated annually with the budget process to determine if the rate track is on target. The rate track was set at a minimum and any changes in capital or expenses can affect the future rate track.
3. The utility currently has several transfers and administration charges that should be reviewed and determined with an appropriate allocation study or other defendable measure.
4. The Power Cost Adjustment (PCA) should continue to be calculated and charged as monitored for true-up. If a PCA is consistently above $0.01, the remainder should be trued up into base rates.

Hart Energy Department
Rate Design
Rate Design Summary

UTILITY FINANCIAL SOLUTIONS, LLC

Customer Class	Projected Revenues Under Current Rates	Projected Revenues Under Proposed Rates Year 1	Projected Percentage Change Year 1
Residential	$ 1,135,189	$ 1,188,615	4.7%
Commercial	1,250,033	1,300,563	4.0%
Street Lighting	11,648	12,172	4.5%
Demand Customer	593,488	610,763	2.9%
Industrial Customer (exceeding 2,000,000 kWh annually)	2,599,053	2,675,077	2.9%
Industrial Customer (Primary)	63,747	65,705	3.1%
Totals	**$ 5,653,159**	**$ 5,852,895**	**3.5%**

Hart Energy Department
Electric Rate Design
Residential

Rates	Current	FY 2024	
Monthly Facilities Charge:			
Single Phase	$ 8.50	$ 10.50	
Three Phase	$ 20.50	$ 22.50	
Energy Charge:			
All Energy	$ 0.08560	$ 0.08900	
Energy Optimization			
All Energy	$ 0.00130	$ 0.00130	
Power Cost Adjustment:			
All Energy	$ 0.03836	$ 0.03836	as calculated by the utility
Revenue from Rate	$ 1,135,189	$ 1,188,615	
Change from Previous		4.7%	

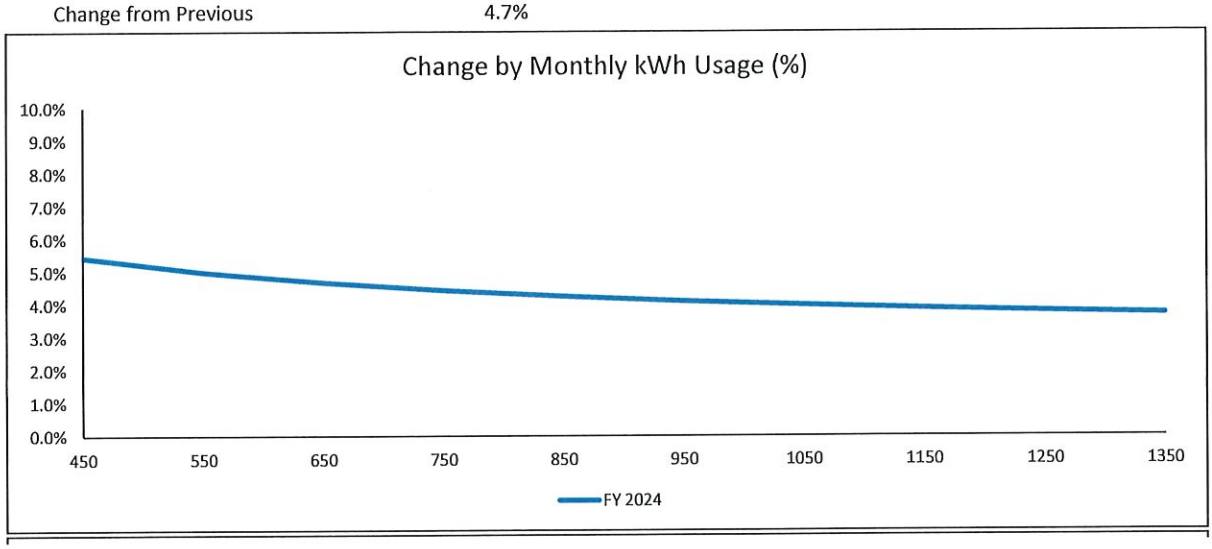

Hart Energy Department
Electric Rate Design
Commercial

Rates		Current		FY 2024	
Monthly Facilities Charge:					
Single Phase	$	19.50	$	22.00	
Three Phase	$	22.00	$	24.00	
Energy Charge:					
All Energy	$	0.1010	$	0.1060	
Energy Optimization					
All Customers	$	4.43	$	4.43	
Power Cost Adjustment:					
All Energy	$	0.03836	$	0.03836	as calculated by the utility
Revenue from Rate	$	1,250,033	$	1,300,563	
Change from Previous				4.0%	

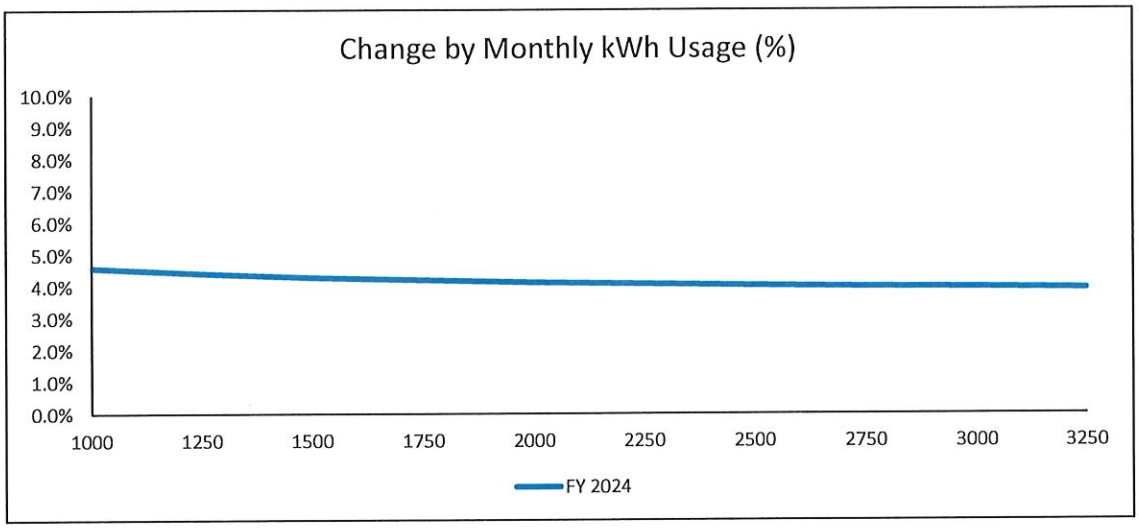

Hart Energy Department
Electric Rate Design
Street Lighting

UTILITY FINANCIAL SOLUTIONS, LLC

Rates	Current	FY 2024
Monthly Charge:		
All Lights	$ 10.91	$ 11.40
Revenue from Rate	$ 11,648	$ 12,172
Change from Previous		4.5%

Hart Energy Department
Electric Rate Design
Demand

UTILITY FINANCIAL SOLUTIONS, LLC

Rates	Current	FY 2024	
Monthly Facilities Charge:			
Monthly Charge	$ 90.00	$ 93.00	
Energy Charge:			
All Energy	$ 0.06370	$ 0.06550	
Demand Charge			
All Demand	$ 9.00	$ 10.00	
Energy Optimization			
All Customers	$ 4.43	$ 4.43	
Power Cost Adjustment:			
All Energy	$ 0.03836	$ 0.03836	as calculated by the utility
Revenue from Rate	$ 593,488	$ 610,763	
Change from Previous		2.9%	

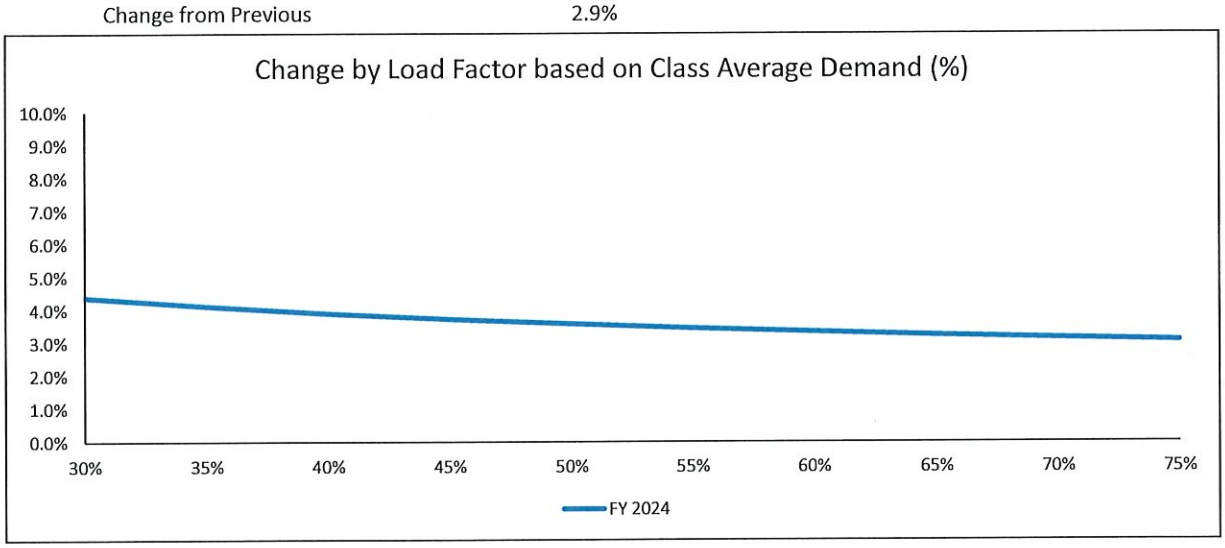

Hart Energy Department
Electric Rate Design
Industrial Customer (exceeding 2,000,000 kWh annually)

UTILITY FINANCIAL SOLUTIONS, LLC

Rates	Current	FY 2024	
Monthly Facilities Charge:			
Monthly Charge	$ 150.00	$ 155.00	
Energy Charge:			
All Energy	$ 0.05906	$ 0.06030	
Demand Charge			
All Demand	$ 9.00	$ 10.00	
Energy Optimization			
All Customers	$ 215.24	$ 215.24	
Power Cost Adjustment:			
All Energy	$ 0.03836	$ 0.03836	as calculated by the utility
Revenue from Rate	$ 2,599,053	$ 2,675,077	
Change from Previous		2.9%	

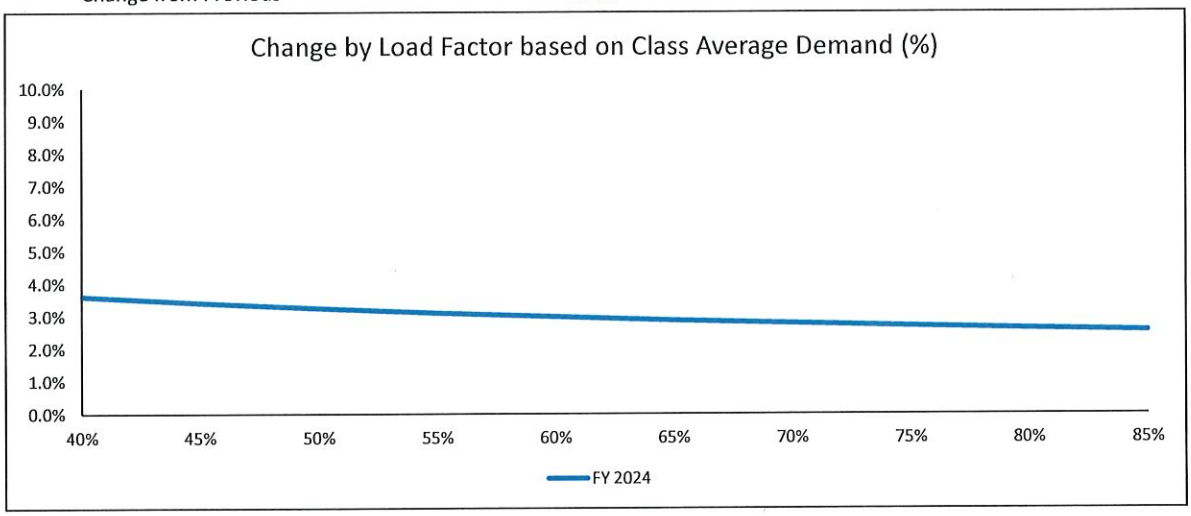

Hart Energy Department
Electric Rate Design
Industrial Customer (Primary)

UTILITY FINANCIAL SOLUTIONS, LLC

Rates		Current		FY 2024	
Monthly Facilities Charge:					
Monthly Charge	$	150.00	$	155.00	
Energy Charge:			$	-	
All Energy	$	0.05906	$	0.06	
Demand Charge			$	-	
All Demand	$	9.00	$	10.00	
Energy Optimization			$	-	
All Customers	$	215.24	$	215.24	
Power Cost Adjustment:					
All Energy	$	0.03836	$	0.03836	as calculated by the utility
Revenue from Rate	$	63,747	$	65,705	
Change from Previous				3.1%	

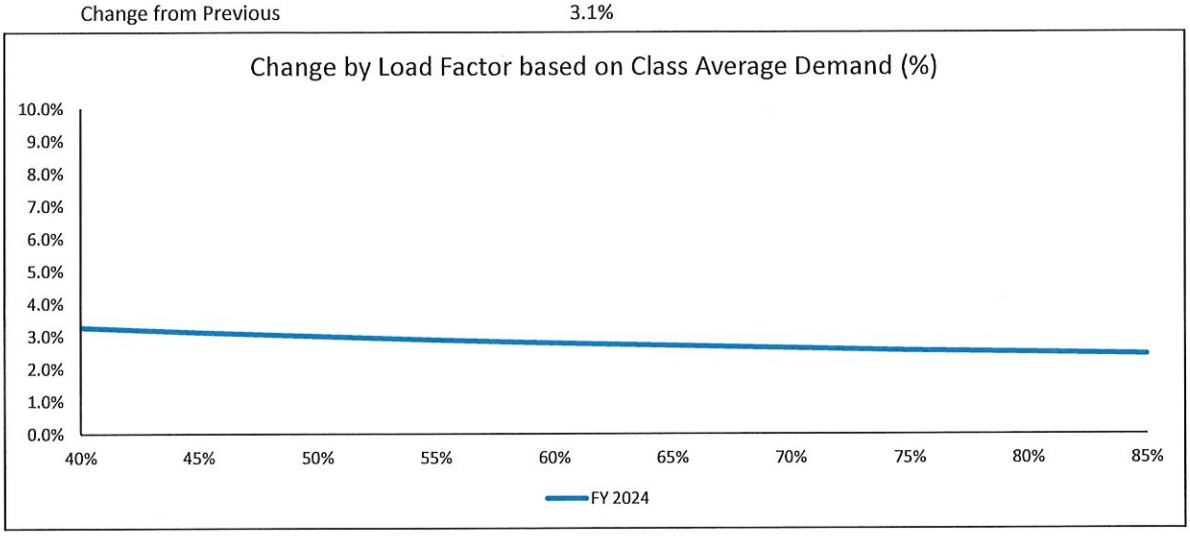

CITY OF HART
407 S. STATE ST.
HART, MI 49420
REGULAR MEETING OF CITY COUNCIL - COUNCIL PROCEEDINGS
September 12th, 2023
MINUTES – Draft

PRESENT: Councilors: Mayor Vicki Platt, Justin Adams, Catalina Burillo, Jim Evans, Dean Hodges, and Amanda Klotz
ABSENT: Kris Trygstad
OTHERS PRESENT: City Manager – Rob Splane, City Clerk – Karla Swihart, BioPure Superintendent – Paul Cutter , Hart PD Chief Juan Salazar, Sharon Hallack, and Bill Volpp

Mayor Platt called the meeting to order; following the roll call, then led the Council in the pledge of allegiance.

APPROVAL OF AGENDA:

- J. Admas motioned to approve the agenda and was supported by A. Klotz
  - Ayes: 6 Nays: 0 Absent: 1

PUBLIC COMMENTS:

- None

CORRESPONDENCE, EVENTS, PRESENTATIONS:

- i.) Community Listening Session – Mural artist listening session Hugo Claudin
  With a Grant awarded to the City of Hart, Artist Hugo Claudin will be painting a mural on the north side of LaFiesta Resturant that depicts the stories and lived experiences of our immigrant and migrant workers.
  We Want To Hear From You! The purpose of this mural is to celebrate and honor our Hispanic culture, contriburtions, and stories in our community. Join the meeting and share your experiences with the artist & inspire him as he creates a large mural for downtown!

CONSENT AGENDA:

- Approval of minutes from August 8th , 2023.
- Bills, Claims, Payroll
- Reports of Boards, Commissions, and Committees
- Department Reports – Police/BioPure/Public Works/Energy/C&E Dvlp
  - A. Klotz motioned to approve Consent Agenda and supported by J. Adams
    - Ayes: 6 Nays: 0 Absent: 1

ACTION ITEMS:

- Mayoral Appointment – Cynthia Fout – Planning Commission.
  Having to replace two seats on the Planning Commission Cynthia Fout showed interest in filling a seat.
  - A. Klotz motioned to approve application for Cynthia Fout to fill vacant seat on Planning Commission and supported by J. Adams
    - Ayes: 6 Nays: 0 Absent: 1

DISCUSSION ITEMS:

- Review of 2023 City Council Retreat with updates on identified projects.
  City Manager Splane touched base with Council members on projects that have been completed within the City since the Council Retreat in January.

CITY MANAGER'S REPORT:

UPDATES:

- Audit in progress, auditors from Maner Costerisan are on site this week.
- Griswold Street and Polk Road Utility Improvement projects are in process. Griswold Street, the first phase closure is nearing phase end. Prein and Newhof are maintaining a website for construction updates.
- The National Brownfields Training Conference in Detroit was beneficial. New contacts have been made that will be helpful as the City proceeds with new development projects. The Oceana County Brownfield Authority

approved a $50,000 grant that will be used to do a residential level environmental assessment. This will help make the Ceres Property more attractive as we move to the visioning and planning phases of the project prior to seeking a developer.

- The MMRMA Conference was successful with the City of Hart being awarded just over $11,000 in grant funds to help reimburse the City for expenses related to risk reduction efforts. This year's focus was again on cyber-crime. The City will need to focus on risk mitigation efforts in the next 2-3 years to bolster our ability to recover electronically from a potential attack or catastrophic failure. Many of these efforts are eligible for grant funding that will be pursued.
- 2017 plan to automate electric and water meters is ready to move forward again. Water nodes were not available until this year. City Council will be reviewing a proposal soon to deploy the meters to every home in Hart.

Legacy Topics:

- The Charter review committee has met with the City attorney. The City Attorney is working on verbiage to be approved by Council, the attorney general, and the governor. The amendments will be processed for ballot approval at the next general election.
- Safe Routes to School trail project – pending state approval projected start date June 2024.

Upcoming Topics:

- Adoption of 2022-2026 Park and Rec Master Plan
- Veteran's Memorial Park final design approval
- Water, Wastewater, and Energy rate studies
- Council adoption of code enforcement policies, procedures, and implementation.
- BioPure biosolids hauling contract RFQ

COMMUNICATIONS FROM THE MAYOR AND COUNCIL:

- J. Evans, Historic District held its last Heritage Days after 34years. It would be a shame to see this go away, without any younger volunteers stepping up to take over and help. It would be nice to put the word out and see if anyone would be willing to step up and continue this tradition.
- Mayor Platt, stated she knows a young group that is willing to step up and support the Heritage and will invite them to attend the September meeting. Also attended the Powwow held at the fair grounds over Labor Day weekend and it was beautiful.

ADJOURN:

- There being no further business to come before the Council, the meeting adjourned upon a motion by C. Burillo and supported by J. Evans. The next regularly scheduled meeting will be on September 26th, 2023, at 7:30 pm.

Respectfully Submitted

Karla Swihart

Karla Swihart, City Clerk

Payables Date 9.26.2023	Description	Total	General +	DPW	Energy	BPTF	Water
Absopure	Drinking Water	$ 53.15			$ 53.15		
Birch & Blossom	Floral Arrangement CH	$ 225.00	$ 225.00				
Blue Cross Blue Shield	Ins Prem Medicare	$ 2,125.08	$ 1,416.72		$ 708.36		
BS&A	Webinar Training / K Swihart	$ 150.00	$ 150.00				
Charter	Hart Commons Internet	$ 114.99			$ 114.99		
Crossroads Mobile	2019 Ford Bucket Exhaust Syste CK	$ 1,184.71			$ 1,184.71		
Custom Tree Service	Tree Removal/Stump Grinding	$ 2,650.00			$ 2,650.00		
Eono Signs	Supplies - DPW	$ 474.01		$ 474.01			
Fleiss & VanDenBrink	SRTS Project	$ 492.50	$ 492.50				
Freed Mgmt	#13 JGP Mgrs	$ 3,500.00	$ 3,500.00				
Frontier	JGP Phones	$ 137.70	$ 137.70				
Frontier	Dam - Auto Dialer	$ 96.70			$ 96.70		
GRP Engineering	Auto Parts/Supplies	$ 1,388.08			$ 1,388.08		
Hart Cemetery Commission	Property Tax	$ 8,575.35	$ 8,575.35				
Huntington	Credit Card Charges	$ 13,302.71	$ 10,090.41	$ 1,057.21	$ 1,615.62	$ 539.47	
Lawson-Fisher	FERC Licensing	$ 8,348.06			$ 8,348.06		
LEAF	Police Copier Overage Fees	$ 39.00	$ 39.00				
Louis Gelder	Credit Memo	$ (65.00)				$ (65.00)	
Medler Electric	Parts/Supplies	$ 49.44			$ 49.44		
Meekhoff	Tires/Accessories	$ 2,763.16			$ 2,763.16		
Michigan Municipal League	W/C Premium	$ 14,531.00	$ 5,957.71		$ 5,376.47	$ 2,470.27	$ 726.55
Mika Meyers	Legal Services	$ 23,390.90	$ 23,390.90				
Moore, Andrew	Reimburse Postage Expense	$ 4.85	$ 4.85				
MPPA	Purchased Power	$ 71,966.70			$ 71,966.70		
MPPA	Purchased Power - Sept. 2023	$ 65,514.56			$ 65,514.56		
MPPA	Purchased Power	$ 38,452.58			$ 38,452.58		
NAPA	Auto Parts/Supplies	$ 227.70	$ 32.93			$ 194.77	
NYE Uniform	Uniforms	$ 523.88	$ 523.88				
Office Machines Co.	Police Copier Overage Fees	$ 31.14	$ 31.14				
Pitney Bowes	Postage	$ 554.97	$ 138.74		$ 138.74	$ 138.74	$ 138.75
Power Line Supply	Parts/Supplies	$ 466.25			$ 466.25		
Power Line Supply	Parts/Supplies	$ 411.30			$ 411.30		
Power Line Supply	Parts/Supplies	$ 366.44			$ 366.44		
Power Line Supply	Parts/Supplies	$ 333.12			$ 333.12		
Power Line Supply	Parts/Supplies	$ 416.97			$ 416.97		
Power Line Supply	Parts/Supplies	$ 10.17			$ 10.17		
Power Line Supply	Parts/Supplies	$ 7,070.20			$ 7,070.20		
Power Line Supply	Parts/Supplies - Wire	$ 685.72			$ 685.72		
Power Line Supply	Parts/Supplies	$ 3,723.72			$ 3,723.72		
Power Line Supply	Parts/Supplies	$ 544.75			$ 544.75		
Power Line Supply	Parts/Supplies	$ 413.60			$ 413.60		
Power Line Supply	Parts/Supplies	$ 3,663.00			$ 3,663.00		
Power Line Supply	Credit Memo	$ (308.05)			$ (308.05)		
Pranger Property Mgmt	CH/CC/HC Cleaning	$ 295.00	$ 295.00				
Prein & Newhoff	Various Projects	$ 29,508.90				$ 27,044.15	$ 2,464.75
Schiller, Mike	Travel Exp - Marquette	$ 273.97			$ 273.97		
Spring Brook	Hydraulic Oil	$ 188.77				$ 188.77	
State of Michigan	Renewal Fee - M. Eisenlohr	$ 95.00					$ 95.00
State of Michigan	Drinking Water Ctf - Riggs	$ 95.00					$ 95.00
T&R Electric	Credit Memo	$ (787.50)			$ (787.50)		
Tanner Plumbing	Service Call	$ 65.00	$ 65.00				
TruGreen	Lawn Maintenance	$ 300.00	$ 300.00				
Verizon	Cell Phones	$ 575.83	$ 82.10	$ 221.69	$ 175.94	$ 96.10	
Verizon	Land Lines	$ 443.95	$ 357.04	$ 28.97	$ 28.97	$ 28.97	
Wadel	Riverside & Griswold Lift Stations	$ 161,225.57				$ 161,225.57	
Wilbur-Ellis	CORT	$ 196.50			$ 196.50		
Wilbur-Ellis	TAND	$ 246.40				$ 246.40	
		$ -					
	Sub-total	**$ 471,322.50**	**$ 55,805.97**	**$ 1,781.88**	**$ 218,106.39**	**$ 192,108.21**	**$ 3,520.05**
HAND CHECKS/ACH/EFT							
Alerus	City Share 401 Retirement - PR 186	.					
US Postmaster	Postage/Tax Bills	.					
AFLAC	Insurance Premium	$ 1,044.70					
Guardian	Insurance Premium	$ 1,668.03					
Delta Dental	Insurance Premium	$ 1,803.00					
MWG/Amfirst	Insurance Premium	$ 4,865.55					
Blue Cross Blue Shield	Insurance Premium	$ 20,709.45					
	TOTAL HAND CHECKS	**$ 30,090.73**	**$ -**	**$ -**	**$ -**	**$ -**	**$ -**
	Sub-Total Regular Bills/Hand Checks	***$ 501,413.23***	***$ 55,805.97***	***$ 1,781.88***	***$ 218,106.39***	***$ 192,108.21***	***$ 3,520.05***
Gross Payroll	PR 186	$ -					
	Sub-Total	**$ -**					

--OVER--

Payables Date 9.26.2023	Description	Total	General +	DPW	Energy	BPTF	Water
	GRAND TOTAL	$ *501,413.23*	$ 55,805.97	$ 1,781.88	$ 218,106.39	$ 192,108.21	$ 3,520.05

City of Hart Police Department

407 State Street Ph. (231)873-2488 Fax (231)873-0100 Hart, MI 49420-1259

Juan Salazar, Chief

TO: City of Hart Mayor, City Council, and City Manager
FROM: Juan Salazar, Chief of Police
DATE: September 26th, 2023

RECENT EVENTS

From Thursday, September 7th, 2023, through Wednesday, September 20th, 2023, the Hart Police Department received 86 Complaints range from Larceny Complaints, Found Property Complaints, Warrant Arrests, Malicious Destruction of Property Complaints, Vehicle Violations, Harassment Complaints, Suspicious Situations, Motorist Assists, Medical Assists, Assist to Other Agencies and a Criminal Sexual Conduct Complaint.

On Thursday, September 7th, 2023, the Hart Police Department ran a vehicle registration via LEIN, Law Enforcement Information Network, which came back as being stolen from the City of Muskegon in the 4000 block of Polk Road. Officers attempted to conduct a felony traffic stop on Polk Road near 72nd Avenue with this vehicle. The vehicle failed to stop, and a short pursuit ensued within the City of Hart and Hart Township. The vehicle came to a stop on 72nd Avenue near Tyler Road. A 41-year-old Hart man was taken into custody, and a warrant was authorized by the Oceana County Prosecutor's Office for Receiving/Concealing Stolen Property and Flee & Elude. No injuries were reported as a result of this incident. The department was assisted by the Oceana County Sheriff's Office.

On Thursday, September 7th, 2023, the Hart Police Department was in the 4000 block of Polk Road, noting a 33-year-old Hart man well-known to officers to be in the area. The man was run via LEIN, Law Enforcement Information Network, which returned with a valid/active warrant for his arrest out of the Oceana County Friend of the Court. The man was arrested and lodged on this warrant at the Oceana County Jail.

On Tuesday, September 12th, 2023, the Hart Police Department was dispatched to the 400 block of Washington Street regarding a Criminal Sexual Conduct complaint. An 18-year-old Hart man alleges to have been sexually assaulted by a 40-year-old Hart woman on several occasions through the past several years. An investigation is ongoing.

On Wednesday, September 13th, 2023, the Hart Police Department was dispatched to the 300 block of Johnson Street referencing a Distribution of Child Pornography complaint. A 16-year-old Mears woman stated a 18-year-old Hart man disseminated several nude photographs of the woman via the internet and text messages. An investigation is ongoing.

On Wednesday, September 13th, 2023, the Hart Police Department was in the 200 block of Apple Street regarding an active domestic assault. A 41-year-old Hart woman alleges to have been shoved/pushed by a 40-year-old Hart man while in a stairwell of the home, resulting in injuries to the woman's left elbow and knee area. The man was arrested and lodged at the Oceana County Jail.

On Thursday, September 14th, 2023, the Hart Police Department was dispatched to the 200 block of State Street regarding a Retail Fraud. A 26-year-old Hart woman reportedly stole a bottle of alcohol from a local business. The officer ran the woman via LEIN, Law Enforcement Information Network, which showed an active/valid warrant for her arrest out of Ottawa County. The woman was arrested and turned over to the Ottawa County Sheriff's Office without incident. A report was forwarded to the Oceana County Prosecutor's Office, which authorized a summons for retail fraud for the woman.

On Friday, September 15th, 2023, the Hart Police Department received information about a 26-year-old Hart man who had a valid/active warrant for his arrest out of Oceana County in the 700 block of State Street. The man was located by officers, arrested, and lodged at the Oceana County Jail on this outstanding warrant.

On Friday, September 15th, 2023, the Hart Police Department conducted a traffic stop on Polk Road near 72nd Avenue referencing a vehicle violation. A 53-year-old Shelby man was cited for Operating a Motor Vehicle on an Expired License.

On Saturday, September 16th, 2023, the Hart Police Department conducted a traffic stop on 72nd Avenue near Polk Road regarding a vehicle violation. A 40-year-old Pentwater man, the vehicle's sole occupant, was run in LEIN, Law Enforcement Information Network, who showed an active/valid warrant for his arrest out of Mason County. The man was arrested and turned over to the Mason County Sheriff's Office without incident.

On Tuesday, September 18th, 2032, the Hart Police Department was dispatched to the 4000 block of Polk Road, referencing a woman in a vehicle in and out of consciousness who had not moved in some time. A 29-year-old Scottville woman was subsequently arrested and lodged at the Oceana County Jail for Operating a Motor Vehicle while Intoxicated (Drugs).

Respectfully,

J. Salazar,
Chief of Police

RESOLUTION 2023-39
City Council
City of Hart, Michigan
Oceana County

Authorize City Staff to Approve Social District Permit Application and Sign Local Government Unit Approval Form – HP105, LLC

WHEREAS: the State of Michigan through PA 124 of 2020 has authorized the creation of Social Districts in communities throughout the state; and

WHEREAS: the ongoing limitations placed on businesses as a result of the COVID-19 pandemic has led communities to be creative in supporting businesses which includes passage of regulations permitting the creation of a local Social District; and

WHEREAS; the City Council must approve a Social District Permit for each licensee to engage in participating in social district business activities per MLCC direction.

NOW, THEREFORE, BE IT RESOLVED THAT THE CITY COUNCIL

> *Authorizes City staff to approve City of Hart Social District Permit Application and sign the Michigan Department of Licensing and Regulatory Affairs Liquor Control Commission Local Governmental Unit Approval For Social District Permit form, pending HP105, LLC, DBA: Hart Pizza submitting proper Downtown Hart Social District Permit Application Paperwork.*

Moved by _____, supported by _____, and thereafter adopted by the Hart City Council at a regularly scheduled meeting held on September 26th,2023.

Ayes: Nays: Absent:

RESOLUTION 2021 - 53
City Council
City of Hart, Michigan
Oceana County

Authorize City Staff to Approve Social District Permit Application and Sign Local Government Unit Approval Form – H.P. LLC

WHEREAS: the State of Michigan through PA 124 of 2020 has authorized the creation of Social Districts in communities throughout the state; and

WHEREAS: the ongoing limitations placed on businesses as a result of the COVID-19 pandemic has led communities to be creative in supporting businesses which includes passage of regulations permitting the creation of a local Social District; and

WHEREAS; the City Council must approve a Social District Permit for each licensee to engage in participating in social district business activities per MLCC direction.

NOW, THEREFORE, BE IT RESOLVED THAT THE CITY COUNCIL

> *Authorizes City staff to approve City of Hart Social District Permit Application and sign the Michigan Department of Licensing and Regulatory Affairs Liquor Control Commission Local Governmental Unit Approval For Social District Permit form, pending H.P.,LLC DBA: Hart Pizza submitting proper Downtown Hart Social District Permit Application Paperwork.*

Moved by Catalina Burillo, supported by Kris Trygstad, and thereafter adopted by the Hart City Council at a regularly scheduled meeting held on June 22, 2021.

Ayes: 5 Nays: 1 Absent: 1

Karla Swihart

Karla Swihart, City Clerk

HISTORIC REFERENCE

City of Hart
407 S. State St.
Hart, MI 49420

BOARDS – COMMITTEES - COMMISSIONS
APPLICATION FOR APPOINTMENT - REAPPOINTMENT TO
SERVE ON CITY ADVISORY BOARDS – COMMITTEES - COMMISSIONS

_____Power Board	_____Planning Commission
_____Water/BioPure Board	_____City Council
_____Hart Lake Improvement Board	_____Zoning Board of Appeals
_____Housing Board of Review	_____Neglected Properties Board
_____Park Committee	_____TIFA
_____Other _____	X____Hart Economic & Redevelopment Team H.E.A.R.T.

PLEASE CHECK OFF THE BOARDS/COMMITTEES/COMMISSIONS YOU ARE INTERESTED IN SERVING ON.

Name: Noble Grahm-Lattin Home Phone: _____

Home Address: _____

Employer Address: 112 E Main St Hart, MI 49420

Work Phone: _____ Cell Phone: _____

Email Address: birchandblossomflowers@gmail.com

What special experience, education or interest do you have for serving on each of the board(s), committees(s), commissions(s) you selected?

Operate Birch and Blossom Hart business.
Community minded and engaged local business owner.
Active as a volunteer.

What other board(s), committee(s), and commission do you currently serve on or have served on in the past?

Noble Grahm-Lattin Date: 09/21/2023
Signature

Please return completed application to:

City of Hart
Rob Splane, City Manager
407 S. State St.
Hart, Michigan 49420
Fax: 231-873-0100

City use only:
Date of Approval: _____

City of Hart
407 S. State St.
Hart, MI 49420

BOARDS – COMMITTEES - COMMISSIONS
APPLICATION FOR APPOINTMENT - REAPPOINTMENT TO
SERVE ON CITY ADVISORY BOARDS – COMMITTEES - COMMISSIONS

_____Power Board	_____Planning Commission
_____Water/BioPure Board	_____DPW Board
_____Hart Lake Improvement Board	_____Zoning Board of Appeals
_____Housing Board of Review	_____Neglected Properties Board
_____Park Committee	__X__TIFA
_____Other _____	_____Hart Economic & Redevelopment Team H.E.A.R.T.

PLEASE CHECK OFF THE BOARDS/COMMITTEES/COMMISSIONS YOU ARE INTERESTED IN SERVING ON.

Name: CALEB GRIFFIS Home Phone: 231-742-1918

Home Address: 514 E Church St, Hart, MI 49420

Employer Address: 911 S. State St Hart MI 49420

Work Phone: 231-873-5440 x4 Cell Phone: 231-742-1918

Email Address: Caleb@lwmcarpet.com

What special experience, education or interest do you have for serving on each of the board(s), committees(s), commissions(s) you selected?

As a resident, employee, and potential business owner in Hart, I am very interested in improving local businesses and the surrounding areas as I raise my family here.

What other board(s), committee(s), and commission do you currently serve on or have served on in the past?

None

Caleb Griffis Date: 9-19-2023

Signature

Please return completed application to:

City of Hart
Nichole Kleiner, Economic Development Director
407 S. State St.
Hart, Michigan 49420
(231) 923-0920

City use only:
Date of Approval:_____

Boards and Commissions Application Attachment

TIFA

Members are appointed by the City Council. Members must be city residents, experience and/or training in matters related to the committee preferred. Please check below if you have experience in:

- ☐ Banking/finance
- ☐ Property appraisal/assessing
- ☐ Real estate/development/law
- ☐ Architecture
- ☒ Building construction/engineering
- ☐ Applicable volunteering experience

Hart Economic & Redevelopment Team (H.E.A.R.T.)

Members are appointed by the City Council. Members must be city residents, experience and/or training in matters related to the committee preferred. Please check below if you have experience in:

- ☐ Education
- ☐ Infrastructure (buildings, roads, power supplies)
- ☐ Housing Development
- ☐ Business Development
- ☐ Marketing
- ☐ Community Events

City of Hart
407 State Street
Hart, MI 49420

Proposal: City of Hart Parks and Recreation Department

Within the proposed City of Hart Parks and Recreation Department, the City of Hart Parks & Recreation Director would be responsible for overseeing strategic and operational management and development of city parks and open space preserves, as well as related recreational programs and services, and stewardship activities.

General Position Duties May Include:

- Facilitate Implementation, Review and Update as necessary of the Five-Year City of Hart Park and Recreation Plan
- Oversee parks and recreation operations including but not limited to facility and park management, use, access, infrastructure upgrades/improvements, programming, invasive species control, and all other parks stewardship-related functions
- Provide strategic and operational leadership, as well as serving as parks & recreation liaison with city departments, Hart City Council, and the public
- Coordinate with city economic and community development director, event planner, historic district, and new partners to leverage existing city resources to boost recreational programming
- In partnership with the DPW superintendent, DPW staff may support parks and rec activities. The Parks and Recreation director and staff may also support the DPW department with ongoing projects and initiatives as necessary
- Work with City Manager to prepare and monitor annual budget for Parks and Recreation Funds and request budget amendments as needed and prepare a Parks and Recreation five-year capital improvement plan
- Coordinate strategic planning for renovations, acquisition and/or expansion of parks and open space, and stewardship activities throughout the City of Hart
- Manage support staff, assign tasks, responsibilities, and projects. Evaluate overall department performance, resolve technical issues, and assure goals are communicated clearly, and achieved

National Recreation and Park Association

22377 Belmont Ridge Road
Ashburn, VA 20148-4501
703.858.0784
Fax 703.858.0794
www.nrpa.org

Why Parks and Recreation are Essential Public Services

Parks and recreation have three values that make them essential services to communities:

1. Economic value
2. Health and Environmental benefits
3. Social importance

Just as water, sewer, and public safety are considered essential public services, parks are vitally important to establishing and maintaining the quality of life in a community, ensuring the health of families and youth, and contributing to the economic and environmental well-being of a community and a region.

There are no communities that pride themselves on their quality of life, promote themselves as a desirable location for businesses to relocate, or maintain that they are environmental stewards of their natural resources, without such communities having a robust, active system of parks and recreation programs for public use and enjoyment.

Economic Value

- Parks improve the local tax base and increase property values. It is proven that private property values increase the value of privately owned land the closer such land is to parks. This increase in private property value due to the proximity to parks increases property tax revenues and improves local economies.

- A Texas A&M review of 25 studies investigating whether parks and open space contributed positively to the property values of surrounding properties found that 20 of the 25 studies found that property values were higher. "The real estate market consistently demonstrates that many people are willing to pay a larger amount for property located close to parks and open space areas than for a home that does not offer this amenity,"

- American Forests, a national conservation organization that promotes forestry, estimates that trees in cities save $400 billion in storm water retention facility costs.

- Quality parks and recreation are cited as one of the top three reasons that business cite in relocation decisions in a number of studies.

- Parks and recreation programs produce a significant portion of operating costs from revenue generated from fees and charges

- Parks and recreation programs generate revenue directly from fees and charges, but more importantly, provide significant indirect revenues to local and regional economies from sports tournaments and special events such as arts, music, and holiday festivals. Economic activity from hospitality expenditures, tourism, fuel, recreational equipment sales, and many other private sector businesses is of true and sustained value to local and regional economies.

Health and Environmental Benefits

- Parks are the places that people go to get healthy and stay fit.

- Parks and recreation programs and services contribute to the health of children, youth, adults, and seniors.

- According to studies by the Centers for Disease Control and Prevention, creating, improving and promoting places to be physically active can improve individual and community health and result in a 25 percent increase of residents who exercise at least three times per week.

- A study by Penn State University showed significant correlations to reductions in stress, lowered blood pressure, and perceived physical health to the length of stay in visits to parks.

- Parks and protected public lands are proven to improve water quality, protect groundwater, prevent flooding, improve the quality of the air we breathe, provide vegetative buffers to development, produce habitat for wildlife, and provide a place for children and families to connect with nature and recreate outdoors together.

Social Importance

- Parks are a tangible reflection of the quality of life in a community. They provide identity for citizens and are a major factor in the perception of quality of life in a given community. Parks and recreation services are often cited as one of the most important factors in surveys of how livable communities are.

- Parks provide gathering places for families and social groups, as well as for individuals of all ages and economic status, regardless of their ability to pay for access.

- An ongoing study by the Trust for Public Land shows that over the past decade, voter approval rates for bond measures to acquire parks and conserve open space exceeds 75%. Clearly, the majority of the public views parks as an essential priority for government spending.

- Parks and recreation programs provide places for health and well-being that are accessible by persons of all ages and abilities, especially to those with disabilities.

- In a 2007 survey of Fairfax County, VA, residents of 8 of 10 households rated a quality park system either very important or extremely important to their quality of life.

- Research by the Project on Human Development in Chicago Neighborhoods indicates that community involvement in neighborhood parks is associated with lower levels of crime and vandalism

- Access to parks and recreation opportunities has been strongly linked to reductions in crime and to reduced juvenile delinquency.

- Parks have a value to communities that transcend the amount of dollars invested or the revenues gained from fees. Parks provide a sense of public pride and cohesion to every community.

National Recreation and Park Association
For more information on the value and benefits of parks go to www.nrpa.org

01

CITY PARKS FORUM
BRIEFING PAPERS



How cities use parks for...

Community Revitalization

Executive Summary

Parks are complex elements of a city. They can serve scores of different uses, may be specialized in their function, or can simply provide visual appeal for residents. However they work, they act to define the shape and feel of a city and its neighborhoods. They also function as a conscious tool for revitalization.

Parks can stem the downturn of a commercial area, support the stabilization of faltering neighborhoods, and provide a landmark element and a point of pride for constituents. For all these things to happen, the city needs to be open and aware of parks' potential to spur revival, and support the elements that are needed to make that happen.

Key Point #1

Parks that serve as central walking, resting, and meeting places can revive failing or threatened commercial areas.

Key Point #2

Renewal takes leadership, vision, and time; with these three ingredients, revitalization tends to attract ever more investment.

Key Point #3

Community residents and the city, working together on a neighborhood park project, can turn around a distressed residential area.

Key Point #4

Parks don't automatically lead to neighborhood revival; before investing, the city should make sure the relation of a park to its surrounding neighborhood will allow revitalization.

The City Parks Forum is a program of the American Planning Association funded by the Wallace-Reader's Digest Funds and the Doris Duke Charitable Foundation

APA American Planning Association

Making Great Communities Happen

02

CITY PARKS FORUM
BRIEFING PAPERS



How cities use parks for...

Community Engagement

Executive Summary

Community engagement is the process of working collaboratively with individuals and groups to achieve specific goals. For parks and open spaces, community engagement allows mayors and public officials to directly involve their constituencies in the ongoing design, planning, and management of these resources. This process results in informed and engaged residents that feel better connected to their communities. While sometimes contentious, but more often productive and rewarding, community engagement is an essential ingredient of making successful urban open space.

Parks support community engagement by providing residents with a venue for participation in and attachment to their communities. They also provide a sense of place and offer essential life-enhancing qualities that aid community and individual well-being. By understanding the community benefits of parks, decision makers can develop constituencies that can sustain their urban park systems over time.

Key Point #1

Parks are one of the quickest and most effective ways to build a sense of community and improve quality of life.

Key Point #2

Parks provide places for people to connect and interact in a shared environment.

Key Point #3

Parks channel positive community participation by getting diverse people to work together toward a shared vision.

The City Parks Forum is a program of the American Planning Association funded by the Wallace-Reader's Digest Funds and the Doris Duke Charitable Foundation

APA American Planning Association

Making Great Communities Happen

03

CITY PARKS FORUM
BRIEFING PAPERS



How cities use parks for...

Economic Development

Executive Summary

Parks provide intrinsic environmental, aesthetic, and recreation benefits to our cities. They are also a source of positive economic benefits. They enhance property values, increase municipal revenue, bring in homebuyers and workers, and attract retirees.

At the bottom line, parks are a good financial investment for a community. Understanding the economic impacts of parks can help decision makers better evaluate the creation and maintenance of urban parks.

Key Point #1
Real property values are positively affected.

Key Point #2
Municipal revenues are increased.

Key Point #3
Affluent retirees are attracted and retained.

Key Point #4
Knowledge workers and talent are attracted to live and work.

Key Point #5
Homebuyers are attracted to purchase homes.

The City Parks Forum is a program of the American Planning Association funded by the Wallace-Reader's Digest Funds and the Doris Duke Charitable Foundation

APA American Planning Association

Making Great Communities Happen

04

CITY PARKS FORUM
BRIEFING PAPERS



How cities use parks to...

Create Safer Neighborhoods

Executive Summary

For those concerned that green spaces may foster crime and illegal activity, evidence now exists that the opposite may be true. When adjacent to residential areas, green spaces have been shown to create neighborhoods with fewer violent and property crimes and where neighbors tend to support and protect one another. These are the findings of scientists at the Human-Environment Research Laboratory of the University of Illinois at Urbana-Champaign who studied green space alongside public housing in Chicago. Other researchers who are conducting similar studies across the country are finding similar results.

The factors that explain these findings emphasize the importance of greenery in community and personal wellness. Time spent in natural surroundings relieves mental fatigue, which in turn relieves inattentiveness, irritability, and impulsivity, recognized by psychologists as precursors to violence. Green spaces also support frequent, casual contact among neighbors. This leads to the formation of neighborhood social ties, the building blocks of strong, secure neighborhoods where people tend to support, care about, and protect one another.

Key Point #1

Time spent in nature immediately adjacent to home helps people to relieve mental fatigue, reducing aggression.

Key Point #2

Green residential spaces are gathering places where neighbors form social ties that produce stronger, safer neighborhoods.

Key Point #3

Barren spaces are more frightening to people and are more crime prone than parks landscaped with greenery and open vistas.

Key Point #4

In order to make the best use of greenery and open space, it must be positively incorporated into a community's design.

The City Parks Forum is a program of the American Planning Association funded by the Wallace Foundation and the Doris Duke Charitable Foundation

APA American Planning Association
Making Great Communities Happen

05

CITY PARKS FORUM
BRIEFING PAPERS



How cities use parks for...

Green Infrastructure

Executive Summary

Just as growing communities need to upgrade and expand their built infrastructure of roads, sewers, and utilities, they also need to upgrade and expand their green infrastructure, the interconnected system of green spaces that conserves natural ecosystem values and functions, sustains clear air and water, and provides a wide array of benefits to people and wildlife. Green infrastructure is a community's natural life support system, the ecological framework needed for environmental and economic sustainability.[1]

In their role as green infrastructure, parks and open space are a community necessity. By planning and managing urban parks as parts of an interconnected green space system, cities can reduce flood control and stormwater management costs. Parks can also protect biological diversity and preserve essential ecological functions while serving as a place for recreation and civic engagement. They can even help shape urban form and reduce opposition to development, especially when planned in concert with other open spaces.

Key Point #1

Creating an interconnected system of parks and open space is manifestly more beneficial than creating parks in isolation.

Key Point #2

Cities can use parks to help preserve essential ecological functions and to protect biodiversity.

Key Point #3

When planned as part of a system of green infrastructure, parks can help shape urban form and buffer incompatible uses.

Key Point #4

Cities can use parks to reduce public costs for stormwater management, flood control, transportation, and other forms of built infrastructure.

The City Parks Forum is a program of the American Planning Association funded by the Wallace Foundation and the Doris Duke Charitable Foundation

APA American Planning Association
Making Great Communities Happen

06

CITY PARKS FORUM
BRIEFING PAPERS



How cities use parks to...

Help Children Learn

Executive Summary

Childhood is a holistic process, different for each individual child. Many children do not learn effectively exclusively within a classroom. They need alternative, hands-on learning environments to match their varied learning styles.

Test-driven education mandates often do not emphasize children's emotional and social needs and opportunities for creativity. This limits the development of unique talents and the fulfillment of individual lives, and deprives society of practical, problem-solving intelligence.

City parks, greenways, and naturalized school grounds can be a crucial antidote to these unhealthy trends. They can motivate young people to learn through the natural environment (which includes learning about the natural environment), bringing environmental education into the mainstream of state-mandated instructional programs. The informal learning, non-formal programs, and formal instruction associated with parks can reinforce each other, enhancing academic achievement.

Key Point #1

City parks offer children the daily benefits of direct experience with nature—the motivation to explore, discover, and learn about their world and to engage in health-promoting, physical activity.

Key Point #2

City parks offer children a sense of place, self-identity, and belonging as an antidote to social alienation, vandalism, and violence.

Key Point #3

City parks engage children in informal, experiential learning through play and shared experiences with peers, laying the foundation for effective formal education.

Key Point #4

City parks provide a valuable resource for closing the educational achievement gap in communities.

Key Point #5

City parks offer a vehicle for children's participation in community development, citizenship, and democratic processes.

The City Parks Forum is a program of the American Planning Association funded by the Wallace Foundation and the Doris Duke Charitable Foundation

APA American Planning Association
Making Great Communities Happen

07

CITY PARKS FORUM
BRIEFING PAPERS



How cities use parks to...

Improve Public Health

Executive Summary

People value the time they spend in city parks, whether walking a dog, playing basketball, or having a picnic. Along with these expected leisure amenities, parks can also provide measurable health benefits, from providing direct contact with nature and a cleaner environment, to opportunities for physical activity and social interaction. A telephone survey conducted for the American Public Health Association found that 75 percent of adults believe parks and recreation must play an important role in addressing America's obesity crisis.

Because of the different ways people experience parks, cities need to provide all types, from neighborhood facilities to large natural areas. In fact, many of the health benefits described below can be best achieved through small-scale, readily accessible sites. A full reckoning of the benefits of parks will better inform public policy about parks and provide a useful public health tool.

Key Point #1

Parks provide people with contact with nature, known to confer certain health benefits and enhance well-being.

Key Point #2

Physical activity opportunities in parks help to increase fitness and reduce obesity.

Key Point #3

Parks resources can mitigate climate, air, and water pollution impacts on public health.

Key Point #4

Cities need to provide all types of parks, to provide their various citizen groups with a range of health benefits.

The City Parks Forum is a program of the American Planning Association funded by the Wallace Foundation and the Doris Duke Charitable Foundation

APA American Planning Association
Making Great Communities Happen

08

CITY PARKS FORUM
BRIEFING PAPERS



How cities use parks for...

Arts and Cultural Programs

Executive Summary

Urban parks have always been an important setting for arts and cultural programs. During the late 19th century, parks commonly hosted musical events. By the beginning of the 20th century, dance, theatre, and even the new medium of film began to be represented in parks programming.

Today, there is a tremendous flowering of artistic and cultural activity in urban parks, from large-scale performing arts festivals to long-term residencies with arts organizations. Parks and the arts have become mutually beneficial: the arts can play an essential role in revitalizing a park, and parks in turn can help solve problems faced by artists and arts organizations.

Since parks are the democratic spaces of a city, where communities can come together to express their identities, the marriage of parks and the arts makes perfect sense. Parks can be a vital place for the cultural expression of a community and a city.

Key Point #1

Cities today use parks for a wide range of artistic events and activities.

Key Point #2

Parks can provide a setting for in-depth and long-term partnerships between communities and artists.

Key Point #3

Arts activity can play an integral role in the revitalization of a park.

Key Point #4

Arts and cultural programs in parks can help arts organizations develop new audiences and can provide suitable rehearsal and performance space.

The City Parks Forum is a program of the American Planning Association funded by the Wallace Foundation and the Doris Duke Charitable Foundation

APA American Planning Association
Making great communities happen

09

CITY PARKS FORUM
BRIEFING PAPERS



How cities use parks to...

Promote Tourism

Executive Summary

Public parks are often the "engine" that drives tourism in many communities. In a simplified tourism model, visitors use some mode of transportation to leave their homes and travel to attractions, which are supported by various kinds of services, such as hotels/motels, restaurants, and retailing. The attractions and support services provide information and promote their offerings to target groups they have identified as potential visitors.

Attractions activate this tourism system. Rarely do people leave their homes and travel some distance because they want to stay in a particular hotel or dine at a particular restaurant in a different locale. Most of the time, the desire to go to a destination on a pleasure trip is stimulated by its attractions.

Many of these attractions are located in parks, while some parks are themselves attractions. This leads to the conclusion that in many communities, parks drive the tourism industry.

Key Point #1

Parks provide sites for special events and festivals that attract tourists.

Key Point #2

Parks provide sites for sports tournaments, which can be major sources of tourism and economic benefits, especially for smaller cities.

Key Point #3

Large urban parks with zoos, memorials, museums, cultural and heritage artifacts, and historical sites can attract tourists.

Key Point #4

Parks with landscape planting and design that are recognized as "living works of art" can be tourist attractions.

The City Parks Forum is a program of the American Planning Association funded by the Wallace Foundation and the Doris Duke Charitable Foundation

APA American Planning Association
Making great communities happen